



**VALIDEZ DIAGNÓSTICA DE LAS PRUEBAS CLÍNICAS PARA EL DIAGNÓSTICO  
DIFERENCIAL DE DENGUE EN POBLACIÓN PEDIÁTRICA: REVISIÓN  
SISTEMÁTICA**

**Mayra Mercedes Rubiano Godoy  
Beatriz Stella Jiménez Cendales**

**UNIVERSIDAD DEL ROSARIO  
ESCUELA DE MEDICINA Y CIENCIAS DE LA SALUD**

**UNIVERSIDAD CES  
FACULTAD DE MEDICINA**

**MAESTRÍA EN EPIDEMIOLOGÍA**

**BOGOTÁ D.C, 21 DE OCTUBRE DE 2019**



**VALIDEZ DIAGNÓSTICA DE LAS PRUEBAS CLÍNICAS PARA EL DIAGNÓSTICO  
DIFERENCIAL DE DENGUE EN POBLACIÓN PEDIÁTRICA: REVISIÓN  
SISTEMÁTICA**

**Trabajo de investigación para optar al título de  
MAESTRÍA EN EPIDEMIOLOGÍA**

**Presentado por  
Mayra Mercedes Rubiano Godoy  
Beatriz Stella Jiménez Cendales**

**Tutor metodológico  
Diana Carolina Buitrago**

**Tutor temático  
Juan Carlos López García**

**UNIVERSIDAD DEL ROSARIO  
ESCUELA DE MEDICINA Y CIENCIAS DE LA SALUD**

**UNIVERSIDAD CES  
FACULTAD DE MEDICINA**

**MAESTRÍA EN EPIDEMIOLOGÍA**

**BOGOTÁ D.C, 21 DE OCTUBRE DE 2019**

## **NOTA DE SALVEDAD DE RESPONSABILIDAD INSTITUCIONAL**

“Las Universidad del Rosario y la Universidad CES no se hacen responsables de los conceptos emitidos por los investigadores en su trabajo; solo velarán por el rigor científico, metodológico y ético del mismo en aras de la búsqueda de la verdad y la justicia”.

## CONTENIDO

	Pág.
RESUMEN	8
1. FORMULACIÓN DEL PROBLEMA	10
1.1 PLANTEAMIENTO DEL PROBLEMA	10
1.2 JUSTIFICACIÓN	12
1.3 PREGUNTA DE INVESTIGACIÓN	12
2 MARCO TEÓRICO	13
2.1 ANTECEDENTES	13
2.2 MANIFESTACIONES CLÍNICAS DEL DENGUE	18
2.3 PRESENTACIONES CLÍNICAS ESPECIALES EN PEDIATRÍA	20
2.4 DIAGNÓSTICO	21
2.4.1 Diagnóstico por laboratorio	21
2.4.2 Patrón de referencia	22
3 OBJETIVOS	24
3.1 GENERAL	24
3.2 ESPECÍFICOS	24
4 METODOLOGÍA	25
4.1 ENFOQUE METODOLÓGICO DE LA INVESTIGACIÓN	25
4.2 DISEÑO DE LA INVESTIGACIÓN	25
4.2.1 Registro de protocolo	25
4.2.2 Identificación y selección de estudios según variables de interés	25
4.3 ESTRATEGIA DE BÚSQUEDA PARA IDENTIFICACIÓN DE ESTUDIOS	26
4.4 TÉCNICAS DE RECOLECCIÓN DE LA INFORMACIÓN	27
4.4.1 Fuentes de información	27
4.4.2 Instrumento de recolección de la información	27
4.5 PLAN DE ANÁLISIS Y SÍNTESIS DE LOS DATOS	28

4.5.1	Procesamiento de los datos	28
4.5.2	Extracción de datos, tamización y selección de estudios	28
4.5.3	Evaluación de la calidad de los estudios	28
4.5.4	Control de errores y sesgos	29
4.5.5	Análisis estadístico y síntesis de los datos	30
4.5.6	Investigación de la heterogeneidad	31
4.5.7	Análisis de sensibilidad	32
5	CONSIDERACIONES ÉTICAS	33
6	RESULTADOS	34
7	DISCUSIÓN	40
8	CONCLUSIONES	44
	REFERENCIAS BIBLIOGRÁFICAS	45
	ANEXOS	51

## LISTA DE TABLAS

	<b>Pág.</b>
Tabla 1 Tasa de incidencia de dengue, Colombia, 2008 – 2019.....	14
Tabla 2 Porcentaje de letalidad por dengue grave en Colombia, 2012-2016.....	15
Tabla 3 Serotipos circulantes de dengue durante las epidemias, Colombia 1971-2019...17	17
Tabla 4 Principales hallazgos clínicos en infecciones arbovirales.....	20
Tabla 5 Modelo de resultados de relación entre prueba índice y patrón de referencia....	31
Tabla 6 Características de los artículos incluidos.....	35
Tabla 7 Resultados de relación entre prueba índice y patrón de referencia.....	39

## LISTA DE GRÁFICOS

	<b>Pág.</b>
Gráfico 1 Comportamiento epidemiológico del dengue, Colombia 2018-2019.....	15
Gráfico 2 Resumen marcadores de laboratorio.....	23
Gráfico 3. Diagrama PRISMA para Revisiones Sistemáticas de la Literatura.....	34
Gráfico 4 Evaluación de la calidad QUADAS-2: resumen.....	37
Gráfico 5 Evaluación de la calidad QUADAS-2: porcentajes por dominio evaluado.....	38

## RESUMEN

**Introducción:** El dengue es un problema de salud pública con una incidencia creciente y presentación clínica similar a otras arbovirosis, por lo que en el último quinquenio surgió como reto la implementación de un diagnóstico diferencial basado en síntomas y signos clínicos y paraclínicos, como estrategia para refinar el diagnóstico y mejorar el manejo de la población pediátrica, la más afectada. **Objetivo:** Determinar la validez diagnóstica de las pruebas clínicas para el diagnóstico diferencial de la infección por el virus del dengue en la población pediátrica. **Metodología:** Se realizó una revisión sistemática de literatura incluyendo estudios primarios de pruebas diagnósticas de dengue a partir de 2009, sin restricción de idioma, en población pediátrica. Se efectuó una búsqueda en las bases de datos MEDLINE-PUBMED, EMBASE, COCHRANE y LILACS. La calidad de los estudios se evaluó con la herramienta QUADAS-2. **Resultados:** Se incluyeron 3 estudios de Taiwan, Puerto Rico y Cambodia que cumplieron con los criterios de inclusión, aunque con gran heterogeneidad metodológica. La prueba índice incluyó una variedad de combinaciones de síntomas y signos asociados a la fiebre para diagnosticar dengue o dengue grave. El rash presentó una sensibilidad entre 27,8 y 76,1% y especificidad entre 55,4 y 95,5% con un VPP entre 76,7 y 86,1% que aumentó al 100% en ciertas combinaciones de síntomas y signos. La combinación leucopenia, trombocitopenia y elevación de transaminasas alcanzó una VPP del 100%. **Discusión:** Hace falta evidencia para construir un algoritmo diagnóstico de dengue en población pediátrica. La variada combinación de pruebas confirmatorias afecta las características operativas de cada patrón de oro configurado, impidiendo así la comparación de la validez diagnóstica. La evidencia insuficiente encontrada sugiere la necesidad de desarrollar estudios prospectivos estandarizados de evaluación clínica basada en validez diagnóstica de los síntomas y signos para el diagnóstico diferencial del dengue. **Palabras claves:** Infección arboviral, síntomas y signos, sensibilidad y especificidad, pruebas diagnósticas, pediatría.

## ABSTRACT

**Background:** Dengue is a public health problem with a growing incidence and similar clinical presentation to other arbovirosis, whereby In the last five years it has emerged as a dare the implementation of a differential diagnosis based on clinical symptoms and signs and clinical laboratory test, as a strategy to refine diagnosis and improve the management for the most affected: pediatric population. **Objective:** To determine the diagnostic validity of clinical tests for the differential diagnosis of dengue virus infection in the pediatric population. **Methods:** A systematic review of the literature was carried out, including primary studies of dengue diagnostic tests as of 2009, without language restriction, in pediatric population. Searches were conducted in MEDLINE-PUBMED, EMBASE, COCHRANE and LILACS databases. The quality of the studies was evaluated with the QUADAS-2 tool. **Results:** Three studies from Taiwan, Puerto Rico and Cambodia that met the inclusion criteria were included, although with great methodological heterogeneity. The index test includes a variety of combinations of symptoms and signs associated with fever to diagnose dengue or severe dengue. Rash had a sensitivity between 27.8 and 76.1% and specificity between 55.4 and 95.5% with a PPV between 76.7 and 86.1% that increased to 100% in various combinations of symptoms and signs. The combination leukopenia, thrombocytopenia and transaminase elevation had a PPV of 100%. Due to the high methodological heterogeneity, it was not possible to use meta-analytic techniques. **Discussion:** There is still required evidence of building a diagnostic algorithm for dengue in the pediatric population is uncertain. The varied combination of confirmatory tests affects the operational characteristics of each configured gold standard, thus preventing the comparison of their diagnostic validity. Insufficient evidence found suggests the need to develop standardized prospective clinical evaluation studies based on diagnostic validity of symptoms and signs for differential diagnosis of dengue.

**Key words:** Arboviral infection, symptoms and signs, sensitivity and specificity, diagnostic tests, pediatrics.

# 1. FORMULACIÓN DEL PROBLEMA

## 1.1 PLANTEAMIENTO DEL PROBLEMA

Las infecciones arbovirales, como el dengue, son un problema de interés en salud pública a nivel mundial, especialmente en regiones tropicales, en las cuales se favorece la circulación del vector que las transmite, con la consecuente propagación y diseminación de los virus en los entornos urbanos (1,2). Se estima que 40% de las personas a nivel mundial viven en lugares de riesgo para adquirir dichas infecciones (3). Entre el 2000 y 2015 se notificaron 15.9 millones de casos de personas infectadas, y 7.000 muertes atribuidas etiológicamente en América Latina (2,3). Dichas cifras tienden a aumentar a pesar de la implementación de estrategias para el manejo de vectores, en especial en países como Brasil, Colombia y México que registran el 85% de los casos del continente (4). En el 2017 se calculó que la incidencia mundial promedio del dengue fue de 198 casos por cada 100.000 habitantes, una incidencia especialmente marcada en la población infantil y de adolescentes, que representan poco más de la mitad de la población afectada por la infección (5,6).

La infección causada por el virus del dengue constituye un reto para el diagnóstico clínico, la confirmación por laboratorio y la vigilancia epidemiológica en la población pediátrica (6,7), debido principalmente a que comparte un espectro muy amplio de manifestaciones clínicas con otras infecciones arbovirales como el chikungunya y el zika, entre las cuales están la fiebre, las artralgias y mialgias, la cefalea, el rash maculopapular, la conjuntivitis, la linfadenopatía, la leuco o trombocitopenia, la astenia y adinamia. Sin embargo, las características clínicas de cada una de estas manifestaciones pueden cambiar según el agente etiológico, resaltando la necesidad de una minuciosa anamnesis por parte del profesional médico, con la cual tenga la capacidad de obtener un diagnóstico diferencial acertado, especialmente en la población pediátrica (2,6,7) y seleccionar las pruebas de laboratorio pertinentes, teniendo en cuenta los recursos disponibles en su entorno, según su sospecha clínica

y el tiempo de evolución de la infección en cada paciente, para garantizar la acertada interpretación de los resultados (2,6,8–14).

Según la gravedad, la enfermedad del dengue puede ser con o sin signos de alarma o dengue grave, dependiendo de la presencia tanto de manifestaciones clínicas y comorbilidades como de alteraciones hemodinámicas o compromiso de órganos y sangrado. Se sugiere establecer un diagnóstico clínico con base en la semiología acuciosa y el contexto epidemiológico, que oriente la conducta médica y la necesidad de la confirmación paraclínica directa o indirecta en los casos del dengue con signos de alarma o dengue grave, según el tiempo de evolución de la enfermedad (2,4,6,7).

Para el diagnóstico del dengue se utilizan principalmente tres tipos de pruebas: el aislamiento viral e identificación de la proteína no estructural NS1, la Reacción en Cadena de la Polimerasa con Transcriptasa Reversa (RT-PCR por sus siglas en inglés) y la serología, a través de las cuales se busca confirmar la etiología responsable de la enfermedad sospechada. Sin embargo, en los lugares endemo-epidémicos para dengue, es poco frecuente aplicar las tres o cualquiera de las pruebas en todas las personas con sospecha clínica de esta infección, existiendo criterios específicos que deben cumplir los pacientes para obtener la confirmación por laboratorio. La aplicación de dichas pruebas también exige recursos económicos, infraestructurales (condiciones de laboratorio), de insumos (preservación de muestras, reactivos) y humanos (personal especializado), no disponibles en la mayor parte de las regiones tropicales endémicas (15,16). De la misma manera, los tres tipos de pruebas tienen limitaciones propias de la técnica. En el caso del aislamiento viral, la muestra debe ser recolectada dentro de los seis primeros días de iniciados los síntomas de dengue. De lo contrario, no se logrará detectar viremia. Con respecto a la RT-PCR, se requiere de la experiencia del evaluador para obtener resultados veraces. Finalmente, en la serología existen reacciones cruzadas entre anticuerpos de los arbovirus a los que han estado previamente expuestas las personas, con lo que se generan falsos resultados (17–19).

Por lo anterior, el objetivo del presente trabajo de investigación es conocer cuál es la validez diagnóstica de las pruebas clínicas para el diagnóstico diferencial de la infección por el virus del dengue en la población pediátrica.

## **1.2 JUSTIFICACIÓN**

La importancia de un diagnóstico diferencial adecuado del dengue que se constituye en la arbovirosis más relevante a nivel mundial (3), es fundamental en la práctica clínica para lograr un manejo integral que conlleve al mejoramiento de resultados en salud, especialmente en población pediátrica con sospecha de infección arboviral. El propender por el uso de herramientas de predicción que incrementen la probabilidad de éxito en los resultados clínicos, se convierte en una estrategia sumamente favorable para cualquier sistema de salud que deba soportar que un porcentaje importante de su población total se encuentre expuesta a esta infección (10), requiriendo de la estandarización del enfoque clínico epidemiológico diferencial (4).

Al determinar cuáles son las características operativas del diagnóstico clínico que permite la identificación correcta de los casos en la práctica clínica de manera estandarizada, se garantiza a la población pediátrica afectada por la infección por el virus del dengue y a sus familias, mayor calidad y seguridad en la atención integral en salud, teniendo en cuenta las necesidades de diagnóstico oportuno a partir del cual establecer el manejo pertinente.

## **1.3 PREGUNTA DE INVESTIGACIÓN**

¿Cuál es la validez diagnóstica de las pruebas clínicas para el diagnóstico diferencial de la infección por el virus del dengue en la población pediátrica?

## 2 MARCO TEÓRICO

### 2.1 ANTECEDENTES

Desde el siglo XIX se habla acerca de las enfermedades virales transmitidas por artrópodos, las cuales desde 1969 fueron denominadas oficialmente como arbovirosis por su acrónimo en inglés (arthropod borne virus), aunque se sabe que éstas han acompañado al ser humano prácticamente durante su existencia en la superficie terrestre. Así lo documentan enciclopedias antiguas, como la china de síntomas y remedios de enfermedades, publicada durante los años 265 y 420 d.C, en donde se les denominó ‘envenenamiento del agua’ y acertadamente se les relacionó con los insectos asociados al agua (4). De la misma manera, existe evidencia de los múltiples brotes epidemiológicos que han protagonizado los arbovirus durante cientos de años, interviniendo activamente en el curso de la historia de conquistas, colonizaciones y guerras especialmente en América y África (20–22).

La presencia de condiciones geográficas, sociales, ambientales, económicas y culturales propician la circulación de los virus, y favorecen la supervivencia y dispersión acelerada del vector común de transmisión para los arbovirus de mayor incidencia en Colombia, el *Aedes aegypti* (23). El 90% del territorio nacional, se encuentra por debajo de 2200 metros sobre el nivel del mar (msnm), estimando que alrededor del 55% de la población nacional tiene riesgo de enfermar o morir por esta causa, porcentaje que se incrementa durante los brotes epidemiológicos. La mayor altitud registrada para el vector en Colombia alcanza los 2.302 msnm aumentando la población en riesgo de contraer las infecciones por los arbovirus (24). Otros componentes relevantes que afectan directamente la incidencia de las enfermedades metaxénicas son el aumento del tamaño poblacional, con el incremento descontrolado de los asentamientos humanos

con fines urbanizables, la disposición de más y mejores medios de conexión para viajeros alrededor del mundo y la ampliación de la brecha socioeconómica (1,3,4,7,25–28).

Entre los años 2012 y 2016 se notificaron en América un promedio de un millón novecientos mil casos por año de personas infectadas por el virus dengue (Denv), principalmente población pediátrica, con una media de 500 casos por año de mortalidad asociada (2,4,29). La tendencia cíclica de presentación de brotes es fluctuante cada 3 a 5 años, con periodos de intensificación durante el año en relación con los cambios climáticos, alcanzando cifras record en el año 2010, cuando la incidencia llegó a 664 x 100000 a nivel nacional (30). En 2019, la tasa de incidencia en Colombia sigue incrementándose y supera los promedios esperados, lo que se considera una epidemia (31). Ver gráfico 1.

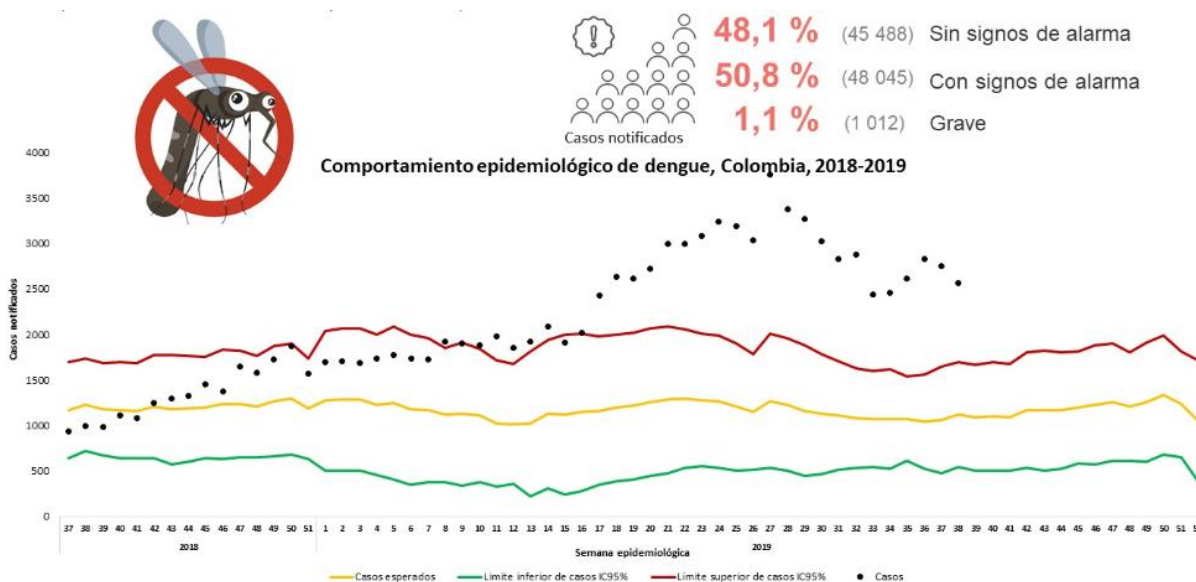
Tabla 1 Tasa de incidencia de dengue, Colombia, 2008 - 2019

Año	Incidencia (x 100000)
2008	161,6
2009	225,2
2010	664,5
2011	128,1
2012	221,7
2013	474,6
2014	403,6
2015	344,1
2016	356,3
2017	90,7
2018	172,9
2019	352*

Fuente: Adaptado de 1) Gómez-Romero SE. Informe de evento Dengue 2017. Inst Nac Salud, Colomb. 2015:1-22. Disponible en: [https://www.ins.gov.co/buscador-eventos/ Informesde evento/DENGUE%202017.pdf](https://www.ins.gov.co/buscador-eventos/Informesdeevento/DENGUE%202017.pdf) (30); y 2) Instituto Nacional de Salud Boletines Epidemiológicos a semana 39 de 2019\* Disponibles en: [https://www.ins.gov.co/ buscador-eventos/ Paginas/Vista-Boletin-Epidemiologico.aspx](https://www.ins.gov.co/buscador-eventos/Paginas/Vista-Boletin-Epidemiologico.aspx) (31), \*A semana 39 de 2019.

El adecuado tratamiento médico de la enfermedad del dengue (sin y con signos de alarma) y dengue grave reduce los riesgos de complicaciones y mortalidad asociada, pues se estima que la proporción de mortalidad por dengue grave sin tratamiento apropiado es del 20%, mientras que la proporción de mortalidad por dengue grave con tratamiento es menor del 1% (3,7,9,10,32).

Gráfico 1 Comportamiento epidemiológico del dengue, Colombia 2018-2019



Fuente: Instituto Nacional de Salud. Qué debe saber de dengue. Disponible en <https://www.ins.gov.co/Noticias/Paginas/Dengue.aspx>

A pesar de existir desde el 2010 en Colombia la Guía de Práctica Clínica para el Manejo Integral del Paciente con Dengue, la proporción de letalidad asociada al dengue grave durante el último lustro no ha alcanzado el nivel esperado, tal como se evidencia en la Tabla 2, construida a partir de los informes epidemiológicos del evento emitidos por el Instituto Nacional de Salud Colombia para cada año respectivamente. Durante ese quinquenio, alrededor del 50% de los casos que evolucionaron a dengue grave en Colombia fueron pacientes entre 5 y 18 años de edad (33–37).

Tabla 2 Porcentaje de letalidad por dengue grave en Colombia, 2012-2016

Año	%	< 14 Años edad (%)
2012	6,2	43
2013	5,8	50
2014	6,3	42
2015	10,9	42,9
2016	14	46

Fuente: Elaboración propia a partir de los informes INS 2011-2016 (33-37)

Dichas proporciones de mortalidad sumadas a las de morbilidad causada en Colombia, han motivado la implementación y realización de estudios pilotos de nuevas estrategias para prevenir el contagio con dicho virus en el país. Tal es el caso del Programa “Eliminar el Dengue”, liderado por el Programa de Estudio y Control de Enfermedades Tropicales – PECET de la Universidad de Antioquia, que pretende realizar el control biológico del dengue utilizando la bacteria *Wolbachia* con base en la liberación programada de mosquitos portadores de la misma, que interrumpe el ciclo de replicación viral en el intestino del mosquito (38).

Al igual que en el continente, el virus del dengue es el de mayor incidencia en el país, lo que muestra la magnitud de la problemática para la población colombiana, especialmente la pediátrica (3,39).

Se han identificado tres familias taxonómicas, la *Bunyaviridae*, la *Flaviviridae* y la *Togaviridae*, dentro de los arbovirus, a las cuales pertenecen las más de 500 especies de virus transmitidos por artrópodos. De estos, aproximadamente 150 tienen la capacidad de producir enfermedad en el hombre y de estos últimos una tercera parte puede producir formas graves de enfermedad en el ser humano e incluso la muerte (1,8).

El virus del dengue pertenece a la familia *Flaviviridae*, del género flavivirus, genómicamente conformado por una sola cadena de ARN en sentido positivo, cuatro proteínas estructurales, (Proteína C de la cápside o *core*, la proteína precursora de membrana (prM), la proteína de membrana (M) y la Proteína de envoltura E, y siete proteínas no estructurales (NS1, NS2A, NS2B, NS3, NS4A, NS4B y NS5) cuyas funciones, a la fecha, están definidas parcialmente. (40,41).

Adicionalmente, se sabe de la existencia de cuatro serotipos de virus del dengue denominados DENV1, DENV2, DENV3 Y DENV4 (40,41), los cuales circulan por todo el territorio desde 2001, con predominio de DENV1 (89,7%) y DENV2 (82,8%) (33-

37,42). En 2019, se ha detectado la circulación simultánea de DENV1, DENV2 y DENV3 en el territorio colombiano, con predominio del serotipo DENV1 (42).

Tabla 3 Serotipos circulantes de dengue durante las epidemias, Colombia 1971-2019

Epidemias (años)	Serotipos circulantes
1971-1972	DENV-2
1975	DENV-3
1977-1978	DENV-1 y DENV-2
1983	DENV-1, DENV-2 Y DENV-4
1987-1988	DENV-1 Y DENV-2
1995	DENV-1, DENV-2 Y DENV-4
1998	DENV-1 Y DENV-2
2001-2002	DENV-1, DENV-2, DENV3 Y DENV-4
2009-2010	DENV-1, DENV-2, DENV3 Y DENV-4
2012-2013	DENV-1, DENV-2, DENV3 Y DENV-4
2016 -2017	DENV-1, DENV-2 Y DENV-3
2019	DENV-1, DENV-2 Y DENV-3

Fuente: Adaptado de Padilla JC, Rojas DP, Sáenz-Gómez R. Dengue en Colombia: Epidemiología de la Reemergencia a la Hiperendemia. Primera Edición en Español. Bogotá, Colombia 2012 ISBN 978-958-46-0661-7 (42).

La gravedad de la infección se relaciona con el estado inmunológico del paciente, el cual varía dependiendo de la exposición previa al virus según el serotipo predominante que se encuentre circulando en un momento determinado, sin que se encuentre una clara relación entre el serotipo y el pronóstico del cuadro (42), aunque algunos autores señalan que la infección secundaria con el serotipo DENV2 estaría especialmente asociado con cuadros de complicaciones hemorrágicas, mientras que el DENV1 y el DENV3 serían responsables de mayores complicaciones en infecciones primarias por el virus den dengue (20,43). Se ha determinado además una posible relación entre la letalidad de la infección y el tiempo entre la primoinfección y la infección secundaria heterotípica (9,42).

## 2.2 MANIFESTACIONES CLÍNICAS DEL DENGUE

La enfermedad causada por el virus del dengue tiene un espectro muy amplio de manifestaciones, que en un 27% de los casos de infecciones cursan de manera asintomática, pasando por síntomas leves e inespecíficos que sugieren otras entidades como rinofaringitis o gastroenteritis virales, hasta llegar a cuadros de falla orgánica múltiple o choque con grave compromiso multisistémico y muerte. En el 90% de las infecciones manifestadas clínicamente se distinguen tres etapas clínicas: la febril, la crítica (defervescente) y la de recuperación (convaleciente). La primera se caracteriza frecuentemente por la presencia de fiebre que puede alcanzar los 40°C asociada a marcado malestar general con astenia y adinamia, cefalea de moderada a severa intensidad sin signos banderas, de localización retro ocular y mialgias generalizadas de intensidad leve a moderada (7). Se ha establecido que la etapa crítica inicia con la desaparición de la fiebre y es el momento de mayor compromiso sistémico hemodinámico con fuga de líquido al tercer espacio reflejado en edema, derrame pleural, ascitis, hemoconcentración, hipoperfusión tisular y trombocitopenia, y a partir de este punto puede evolucionar a un cuadro complicado grave (complicaciones, muerte) o superar la respuesta inmune exagerada de manera favorable hacia la tercera fase de recuperación (3,9,10).

La OMS en el año 2009 postuló la unificación del diagnóstico de la infección causada por el virus del dengue, introduciendo los términos de dengue sin signos de alarma, dengue con signos de alarma y dengue grave, con los cuales se pretende dirigir un abordaje especial a cada grupo diagnóstico según el riesgo de evolución desfavorable y la presencia de formas graves de enfermedad (3):

- Dengue sin signos de alarma: Presencia de fiebre ( $T^{\circ} \geq 38,5^{\circ}C$ ) y 2 o más de los siguientes signos o síntomas: náuseas, vómito, exantema (erupción de la piel o rash máculo popular), molestias (astenia, adinamia) y dolores (cefalea, dolor ocular, mialgias, artralgias, dolor faríngeo), prueba del torniquete positiva (más de 10 petequias en 5cm<sup>2</sup>), leucopenia (recuento glóbulos blancos <4.000 u/ml).

- Dengue con signos de alarma: Paciente que además presenta cualquiera de los siguientes signos: dolor abdominal persistente intenso, dolor a la palpación, vómito persistente, diarrea, acumulación de líquidos (ascitis, derrame pleural, derrame pericárdico), sangrado en mucosas, letargo o irritabilidad (niños), agitación, hipotensión arterial, hepatomegalia dolorosa >2 cm, caída de temperatura, trombocitopenia (recuento plaquetario <100.000 u/ml) + hemoconcentración.
- Dengue grave: Caso de dengue que además presenta:
  - Extravasación severa de plasma: choque, edema con dificultad respiratoria.
  - Hemorragias severas con compromiso hemodinámico.
  - Daño grave de órganos: hepático (hepatomegalia, ictericia, aumento de transaminasas AST o ALT >1000), SNC (estupor, coma), corazón y otros órganos.

El diagnóstico diferencial del dengue se dificulta dado que comparte prácticamente el mismo espectro de manifestaciones de otras infecciones arbovirales como se señala en la tabla 4, las cuales van desde signos y síntomas leves e inespecíficos hasta cuadros graves que desencadenan la muerte, lo que implica un reto clínico en el diagnóstico acertado y su respectivo pronóstico (2,8), generando la necesidad de la estandarización de conceptos respecto al abordaje que el clínico debe implementar ante sus dudas diagnósticas (14) a través del enfoque de los signos y síntomas de los menores (población pediátrica) (17,44).

De otra parte, en América se presentan otros cuadros febriles emergentes y reemergentes de similares características clínicas que eventualmente se contemplan dentro de los diagnósticos diferenciales, enmarcados en el síndrome febril hemorrágico/ictérico agudo, que comprende infecciones tales como leptospirosis, fiebre por virus de Mayaro, encefalitis equina venezolana, encefalitis equina del este, fiebre hemorrágica suramericana, fiebre hemorrágica boliviana (virus Machupo), entre otras (8). Excepto la leptospirosis, no se han reportado dichos eventos recientemente en el sistema de vigilancia epidemiológica nacional (31).

Tabla 4 Principales hallazgos clínicos en infecciones arbovirales

Manifestación clínica	Dengue		Chikungunya		Zika	
	Adultos	Niños	Adultos	Niños	Adultos	Niños
Fiebre	++++	++++	+++	+++	++	++
Mialgia/Artralgia	+++		++++	++	++	+++
Tenosinovitis / Lumbalgia			+++	+		
Edema en extremidades			+		++	
Rash maculopapular	++		++	+++	+++	
Máculas / Vesículas				++		
Cefalea / Dolor retro ocular	+++	+	+++	+	+++	+
Conjuntivitis no purulenta			+		+++	
Faringitis / tos		+				++
Dolor abdominal		+				
Linfadenopatías	++		++		+	
Hepatomegalia		+	++		0	
Hemorragias	+++	++	+		0	
Leucopenia/Trombocitopenia	+++	+++	++		+	
Compromiso hepático		+				
Compromiso neurológico		+			+	++

Las cruces indican la frecuencia de las manifestaciones según el virus.

Fuente: Adaptado de Paniz-Mondolfi AE et al. ChikDenMaZika Syndrome: the challenge of diagnosing arboviral infections in the midst of concurrent epidemics. *Ann Clin Microbiol Antimicrob* [Internet]. 2016;15(1):42. (18).

### 2.3 PRESENTACIONES CLÍNICAS ESPECIALES EN PEDIATRÍA

En las regiones endémicas, la primo infección por el virus del dengue se presenta entre los 2 y 5 años de vida en cerca del 95% de los casos, momento en el cual puede llegar a ser subdiagnosticada debido a la inespecificidad del cuadro clínico, confundiendo incluso con una enfermedad faríngea leve y autolimitada (1,4). Cada nueva exposición genera una respuesta inmunológica mucho más potenciada, con lo que se aumenta el riesgo de complicación o evolución tórpida de la enfermedad causada por dicho virus, alcanzando una mortalidad hasta del 2.5% (3,10), siendo especialmente mortal en los menores de 9 a 14 años de edad, en quienes la presencia de fiebre mayor de 39°C, dolor abdominal, epistaxis y un conteo plaquetario menor de 50.000 /mm<sup>3</sup> se han asociado a formas graves de la infección, que con la hepatomegalia > 2 cm, son factores predictores de severidad especialmente en la población pediátrica (16,45).

## 2.4 DIAGNÓSTICO

Se han planteado diversas herramientas para el **diagnóstico clínico diferencial entre dengue y otras arbovirosis**, entre las cuales está el *enfoque clínico-epidemiológico* como estrategia que busca promover un abordaje holístico para robustecer los servicios de salud en cuanto a su capacidad diagnóstica diferencial oportuna y de manejo clínico pertinente de las arbovirosis, con resultados favorables evidenciados en la disminución de los ascendientes niveles de morbilidad y mortalidad en la población pediátrica (4). El *enfoque integral (clínico y paraclínico)* permite garantizar una sospecha clínica oportuna y un diagnóstico diferencial adecuado, teniendo en cuenta que en la práctica clínica diaria no es posible aplicarlas todas, y en ocasiones ninguna de las pruebas de laboratorio precisas que permitan confirmar el diagnóstico, lo cual no debería limitar la confirmación diagnóstica para todos los pacientes (3,9,10,42).

2.4.1. **Diagnóstico por laboratorio:** Para la confirmación diagnóstica de infección por el virus del dengue, así como para las otras infecciones arbovirales de mayor incidencia, se emplean las siguientes técnicas directas para la detección del virus por medio del aislamiento viral mediante cultivo, pruebas de biología molecular de reacción en cadena de la polimerasa con transcriptasa reversa (RT-PCR) y/o reconocimiento de antígenos de proteínas no estructurales (NS) mediante ELISA, así como pruebas indirectas de serología para la detección de anticuerpos IgG e IgM específicos, y/o pruebas de ELISA para detección de anticuerpos contra las proteínas no estructurales (3,9,16,44,46) y pruebas inmunohistoquímicas en muestras de patología (46). La elección de la prueba a aplicar depende del tiempo de evolución de los síntomas (como se observa en el Gráfico 1 en la cual se muestra el comportamiento de la viremia y los títulos serológicos), de las condiciones de riesgo y gravedad del paciente, del tipo de muestra, de la capacidad técnica del laboratorio y la pericia del recurso humano a cargo (3,9,14,44,46).

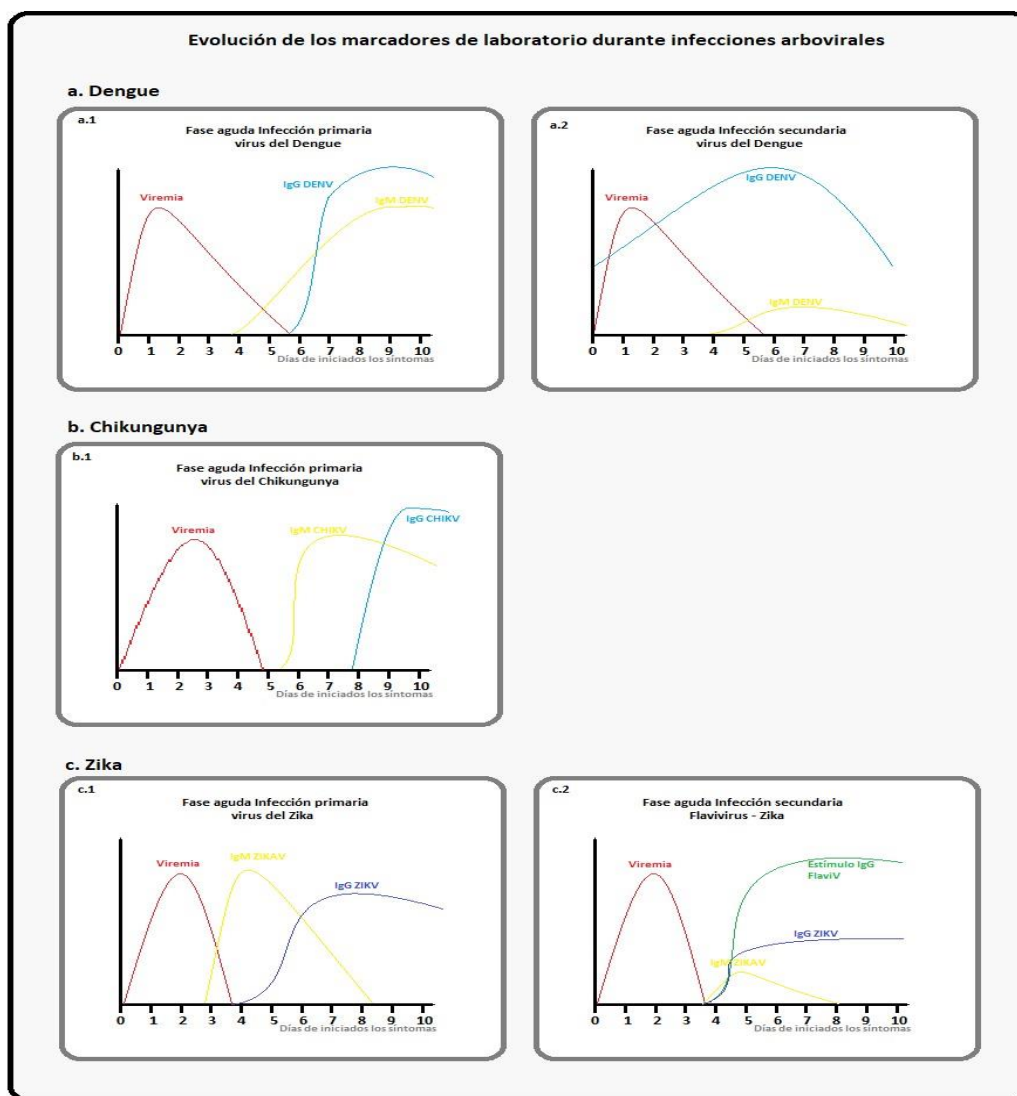
2.4.2. **Patrón de referencia:** La confirmación de la infección por el virus del dengue se realiza mediante el aislamiento mediante cultivo del virus y RT-PCR, de limitada utilización por costos y dificultades de acceso en la mayor parte de los territorios afectados. Por lo cual, rutinariamente se realiza la detección del anticuerpo antidengue tipo IgM mediante ensayo ELISA con una sensibilidad entre 50.7% a 67.9% y especificidad entre 60% a 85.5%. Dichas variaciones se deben las condiciones geográficas de donde se encuentre el paciente, la fase de la enfermedad en la que se recolecta la muestra y el serotipo del virus responsable de la infección (46).

Debido a que la tasa de incidencia de las infecciones por los virus del dengue en niños, niñas y adolescentes es muy alta, resulta imposible aplicar las pruebas diagnósticas a toda la población afectada (17), por lo que se hace necesario contar con una certera sospecha clínica y otros elementos paraclínicos de mayor accesibilidad como el hemograma completo, para lo que deben existir recomendaciones de interpretación que respalden al clínico en sus sospechas (14).

Así mismo, algunos estudios indican acerca de la necesidad de combinar las pruebas para mejorar los niveles de sensibilidad y especificidad de las pruebas. Es preciso aclarar que existen diversas combinaciones de pruebas. Por ejemplo, la detección del ARN viral mediante RT-PCR más el análisis serológico de los títulos de anticuerpos mediante ELISA, cuyos niveles de especificidad y sensibilidad son individualizados dependiendo incluso de la casa comercial de las pruebas (47,48). Otro ejemplo sugiere la combinación de las pruebas serológicas (Detección de IgM mediante ensayo ELISA) con el reconocimiento de la proteína no estructural NS1 mediante RT-PCR. Sin embargo, en la práctica clínica de rutina dicha recomendación resulta inviable por accesibilidad y costos (47,48).

A la fecha no existen estudios de validez de pruebas diagnósticas que sugieran diferencias de las características operativas de las pruebas para la confirmación etiológica de cualquiera de las infecciones virales entre adultos y población pediátrica (48).

Gráfico 2 Resumen marcadores de laboratorio



Fuente: Elaboración propia a partir de Lim SP et al 2018, Petersen et al 2016 y Ritz et al 2015 (15,45,46).

En resumen, las limitaciones de los marcadores de laboratorio obligan al médico a hacer un diagnóstico con base en todos los elementos clínicos, epidemiológicos y paraclínicos que se obtienen durante la anamnesis (1-4,6,7,9,11,12,20-22).

## **3 OBJETIVOS**

### **3.1 GENERAL**

Determinar la validez diagnóstica de las pruebas clínicas para el diagnóstico diferencial de la infección por el virus del dengue en la población pediátrica.

### **3.2 ESPECÍFICOS**

- Describir las características de los participantes en los estudios incluidos.
- Identificar los métodos utilizados para el diagnóstico clínico de la infección por los virus del dengue en la población pediátrica.
- Especificar las características operativas de las pruebas diagnósticas clínicas y paraclínicas frente al patrón de referencia reportado.
- Resumir los criterios de diagnóstico diferencial utilizados para la identificación clínica de la infección por el virus del dengue en la población pediátrica.

## 4 METODOLOGÍA

### 4.1 ENFOQUE METODOLÓGICO DE LA INVESTIGACIÓN

Se trata de una investigación con enfoque cuantitativo, acerca de los parámetros que deben ser tenidos en cuenta para el diagnóstico clínico de la infección por el virus del dengue

### 4.2 DISEÑO DE LA INVESTIGACIÓN

El diseño corresponde a una revisión sistemática de la literatura, estudio de tipo integrativo que pretende identificar, mediante una búsqueda rigurosa, la evidencia relacionada con aquellos síntomas y signos clínicos claves para el diagnóstico diferencial de dengue en población pediátrica, a partir de estudios primarios existentes a nivel mundial.

#### 4.2.1 Registro de protocolo

El protocolo de esta investigación fue registrado en el registro prospectivo internacional de revisiones sistemáticas (PROSPERO) <https://www.crd.york.ac.uk/prospero/>, CRD42019125201.

#### 4.2.2 Identificación y selección de estudios según variables de interés

##### 4.2.2.1 Criterios de Inclusión

**Tipo de estudios:** Se incluyeron estudios primarios de pruebas de validez diagnóstica para dengue publicados a partir de noviembre 2009 (momento en el cual la OMS unificó los términos de diagnóstico de la infección), sin restricción de lenguaje, en los cuales fuera posible extraer datos en términos de sensibilidad, especificidad, valores predictivos positivos y negativos del procedimiento de

diagnóstico utilizado, probabilidades pre y post test y razones de verosimilitud (o likelihood ratio).

**Tipo de población:** Estudios en población menor de 18 años de edad.

**Prueba Índice:** Síntomas o signos clínicos, individuales o un grupo de ellos, acompañados o no de prueba generales de laboratorio clínico.

**Patrón de referencia:** Pruebas de laboratorio utilizadas para confirmar la infección por el virus del dengue tales como las técnicas de aislamiento viral y RT-PCR, combinados o no con pruebas serológicas para la detección del anticuerpo antidengue (IgG, IgM específicos), de reconocimiento de proteínas no estructurales NS (41,44) e inmunohistoquímicas en especímenes biológicos o muestras de patología (44).

#### **4.2.2.2 Criterios de Exclusión**

- Estudios que no incluyera una confirmación diagnóstica mediante patrón de referencia.
- Estudios de población con condiciones que afectan el sistema inmunológico (inmunosupresión).
- Reporte de casos y series de casos.

### **4.3 ESTRATEGIA DE BÚSQUEDA PARA IDENTIFICACIÓN DE ESTUDIOS**

Los términos de búsqueda que se indican en el Anexo 1, fueron seleccionados después de establecer la pregunta de investigación, con base en la metodología PICO, determinando los términos claves incluyendo DeCS y MeSH, términos en lenguaje natural, solos o combinados, según definición y posibles variaciones lingüísticas, acorde con los requerimientos individuales de cada base de datos consultada. La estrategia de búsqueda aplicada se presenta en el Anexo 2.

## **4.4 TÉCNICAS DE RECOLECCIÓN DE LA INFORMACIÓN**

### **4.4.1 Fuentes de información**

Se realizó la búsqueda de la información en las siguientes bases de datos: MEDLINE (Pubmed), Cochrane Library, EMBASE, LILACS, CINAHL, Epistemonikos, así como literatura gris en OpenGrey, Grey Literature Reports, Grey Literature Network Service, repositorio de la Universidad del Nuestra Señora del Rosario, repositorio de la Universidad de la Sabana, repositorio de la Universidad de Antioquia, memorias del V Simposio en Medicina Tropical: “Epidemiología molecular aplicada a enfermedades infecciosas y tropicales (Colombia, agosto 2018), Simposio “Nuevas herramientas para la gestión integral y el control de arbovirosis” (Colombia, diciembre 2016) y actas de: International Conference on Dengue Control (Pakistán, febrero 2012), 15th International Congress on Infectious Diseases (ICID) (Tailandia, diciembre 2012) XVIII Congreso Mundial de Medicina Tropical y Malaria (Brasil, diciembre 2014), informes de investigaciones registradas en la página web del PECET de la Universidad de Antioquia (Programa de estudio y control de enfermedades tropicales, (<http://pecet-colombia.org/site/index.php>), proyectos nacionales registrados en la página web del Instituto Nacional de Salud de Colombia ([www.ins.gov.co](http://www.ins.gov.co)) e internacionales publicados en <https://www.cdc.gov/dengue/index.html>, <https://www.who.int/topics/dengue/es/>, <https://www.conferenceseries.com/Dengue-Fever.php> y <https://www.unitedengue.org/index.html>, consultados hasta febrero 08 de 2019, además de listas de referencia y búsqueda manual en publicaciones y referencias bibliográficas de los artículos incluidos.

### **4.4.2 Instrumento de recolección de la información**

Para garantizar la organización de la información recolectada, se hizo uso de varios instrumentos de gestión documental: Los estudios que fueron encontrados al correr la estrategia de búsqueda eliminando los duplicados se exportaron y guardaron en EndNote Web® como gestor bibliográfico y en Rayyan®, una herramienta para la identificación, tamizaje y selección de estudios de la revisión sistemática (disponible

en <https://rayyan.qcri.org>) (49). Se utilizó un formato para la extracción de datos de estudios seleccionados. Ver Anexo 3.

## **4.5 PLAN DE ANÁLISIS Y SÍNTESIS DE LOS DATOS**

### **4.5.1 Procesamiento de los datos**

Para la extracción, organización y procesamiento de los datos, así como para el cálculo de relación entre la prueba índice y patrón de referencia, se construyó un archivo en el software Microsoft Office Excel ® 2013. Además se utilizó el software Rev Man ® 5.1 para la evaluación de la calidad de los estudios seleccionados.

### **4.5.2 Extracción de datos, tamización y selección de estudios**

Dos revisores independientes (MR y BJ) seleccionaron los estudios de forma manual y electrónicamente acorde con los criterios de inclusión y exclusión, extrayendo y sintetizando la información relevante de cada estudio. Un tercer revisor (DB) actuó como árbitro para resolver las diferencias de criterio que se presentaron en la selección de los estudios. Dicho proceso de selección de estudios se documentó a través de un diagrama de flujo PRISMA (50) (Gráfico 2).

### **4.5.3 Evaluación de la calidad de los estudios**

La calidad de los estudios seleccionados fue evaluada utilizando la herramienta “Quality Assessment of Diagnostic Accuracy Studies” (QUADAS-2) (51), completando su aplicación en cuatro fases, tal como lo sugiere la herramienta: la primera con la definición de la pregunta de la revisión, la segunda con la adaptación de la herramienta y producción de una guía de revisión específica, la tercera con la revisión del diagrama de flujo publicado para el estudio primario (o su construcción si no fue reportado), y la cuarta con evaluación de los sesgos y la aplicabilidad a través de cuatro dominios:

- 1) Selección de los pacientes: Evalúa riesgo de sesgo y aplicabilidad.
- 2) Prueba índice: Evalúa riesgo de sesgo y aplicabilidad.
- 3) Prueba de referencia: Evalúa riesgo de sesgo y aplicabilidad.

4) Flujo (de pacientes) y tiempos (entre prueba índice y patrón de referencia):  
Evalúa riesgo de sesgo.

El riesgo de sesgo se califica como “bajo”, “alto” o “incierto”. El riesgo de sesgo es bajo si todas las preguntas de señalización de cada uno de los cuatro dominios fueron calificadas con “Si”. Existe un riesgo potencial de sesgo si al menos una de esas preguntas fue contestada como “No”.

De manera similar, la aplicabilidad se califica como como “baja”, “alta” o “incierto”, solo que sin preguntas de señalización. La aplicabilidad es baja si todas las preguntas de los tres primeros dominios relacionadas con el tema fueron contestadas como “Si”. De manera opuesta, la aplicabilidad es alta si todas estas preguntas fueron contestadas como “No”. Tanto en relación con el riesgo de sesgo, como con la aplicabilidad, se califica como “incierto” solo si faltan datos que sirvan para esta calificación. Los resultados del QUADAS-2 se presentan en forma tabular y gráfica tal como lo sugiere la herramienta.

#### **4.5.4 Control de errores y sesgos**

Se controlaron y disminuyeron los posibles sesgos de la siguiente manera:

Sesgos de selección:

- Con el diseño metodológico “a priori”, es decir, la formulación de la pregunta de investigación y los criterios de inclusión y exclusión establecidos antes de iniciada la revisión, que se aplican en el momento de la identificación, tamizaje y selección de estudios.
- La existencia dos extractores independientes de los datos (BSJC Y MMRG) y un tercer revisor (DCB) quien actuó como árbitro para resolver las diferencias en caso de que existan desacuerdos.
- La búsqueda fue realizada en más dos fuentes electrónicas, informando la estrategia de búsqueda, así mismo complementando la búsqueda con consulta a registros especializados o expertos en el tema, y con la revisión de las listas de referencias y bibliografía en los estudios encontrados.

Sesgos de información:

- La información esencial de los estudios originales se presenta completa (tipo de participantes, manifestaciones clínicas, pruebas diagnósticas y los desenlaces evaluados en cada estudio), en tablas, diagramas y otras formas de presentación de datos.
- Se realizó la valoración crítica de los estudios obtenidos, identificando en ellos posibles fuentes de sesgos.
- **Sesgo de publicación:**
  - Se planeó evaluar la probabilidad de sesgo de publicación a través del uso del “funnel plot”, teniendo en cuenta que se alcanzara el número suficiente de estudios incluidos en la revisión sistemática ( $\geq 10$  estudios), que presentaran asimetría susceptible de ser analizada visualmente a través del gráfico.

Sesgos del investigador:

- Se declara que ninguno de los autores tiene conflicto de interés alguno.

#### **4.5.5 Análisis estadístico y síntesis de los datos**

Inicialmente, se realizó un análisis descriptivo acerca de las características de los estudios incluidos, a partir de los cuales se planeó la elaboración de una tabla de 2x2 con el fin de obtener una clasificación cruzada binaria entre las pruebas clínicas y los marcadores de laboratorios pertinentes (Tabla 5). En algunos casos fue necesario calcular la sensibilidad y la especificidad (%) de cada síntoma o signo o un grupo de ellos. Se planeó presentar estas estimaciones en gráficas de bosque (forest plot) y de las características operativas del receptor (Curvas ROC), complementadas con un análisis narrativo.

Tabla 5 Modelo de resultados de relación entre prueba índice y patrón de referencia.

Información de la prueba índice		Prueba de referencia	
		DENV Presente	DENV Ausente
Prueba índice	Positivo	Verdaderos Positivos: Diagnóstico Clínico y Marcadores de laboratorio positivos	Falsos Positivos: Diagnóstico Clínico positivo y Marcadores de laboratorio negativos
	Negativo	Falsos Negativos: Diagnóstico Clínico negativo y Marcadores de laboratorio positivos	Verdaderos Negativos: Diagnóstico Clínico negativo y Marcadores de laboratorio negativos

Fuente: Elaboración propia con base en modelos de protocolos de revisión sistemática de Cochrane.

Se planeó realizar un meta-análisis de efectos aleatorios bivariados si se encontraba que los datos de los estudios primarios eran suficientes para estimar el efecto conjunto de la sensibilidad y especificidad de cada manifestación o prueba clínica, asumiendo a priori la variabilidad entre estudios, que puede presentarse además por imprecisiones individuales o por correlación entre estudios, agregando covariables según el resultado más relevante encontrado en el análisis bivariado.

#### 4.5.6 Investigación de la heterogeneidad

Teniendo en cuenta que la heterogeneidad puede ser causada por 1) imprecisión de las estimaciones de sensibilidad y especificidad dentro de los estudios individuales; 2) correlación entre la sensibilidad y la especificidad entre los estudios; y 3) variación en la sensibilidad y especificidad entre los estudios, se planeó realizar la evaluación de heterogeneidad según el tipo y la metodología de cada estudio, así como el sitio y país de origen del estudio, enfocándose principalmente en los grupos de edad de la población pediátrica (menores de 1 año, 1 a 4 años y mayores de 5 años), el tiempo de evolución y severidad de la enfermedad, el tipo de manifestaciones o síntomas más relevantes que componen el cuadro clínico, la gravedad de la infección arboviral considerada (dengue), así como la prueba de referencia utilizada en cada estudio y el tipo de serotipo del virus aislado.

Se propuso examinar la heterogeneidad entre estudios por inspección visual de la evidencia tanto en las tablas como en los diagramas de bosque (forest plot), para

posteriormente determinar la variación porcentual de heterogeneidad mediante el estadístico  $I^2$  en términos de percentiles, considerando con baja heterogeneidad aquellos estudios con valores entre 26 y 50%, con moderada heterogeneidad entre 51 y 75%, y con alta heterogeneidad entre 76 y 100%. Adicionalmente se planeó calcular la significancia de la Q de Cochran (prueba de Chi cuadrado) y se consideró heterogeneidad si se hallaba un valor de  $p > 0,05$ .

#### **4.5.7 Análisis de sensibilidad**

Se planeó efectuar un análisis de sensibilidad de acuerdo con los siguientes criterios:

- Población pediátrica por rangos de edad (menores de 1 mes 1-3 meses, 3-6 meses, 6-12 meses, 1 a 4 años y mayores de 5 años),
- En aquellos con o sin comorbilidades,
- En aquellos con o sin signos de alarma o dengue grave,
- En aquellos con identificación según el serotipo del virus,
- En aquellos con o sin vacunación previa por dengue, y finalmente
- Por grupos según el tiempo de evolución y la fase clínica de detección de la enfermedad arboviral,
- Excluyendo los estudios con riesgo de sesgo o con poca aplicabilidad.

## 5 CONSIDERACIONES ÉTICAS

Teniendo en cuenta el área temática, el tipo de investigación y con base en lo decretado en la Resolución 8430 de 1993, informamos que el presente trabajo investigativo:

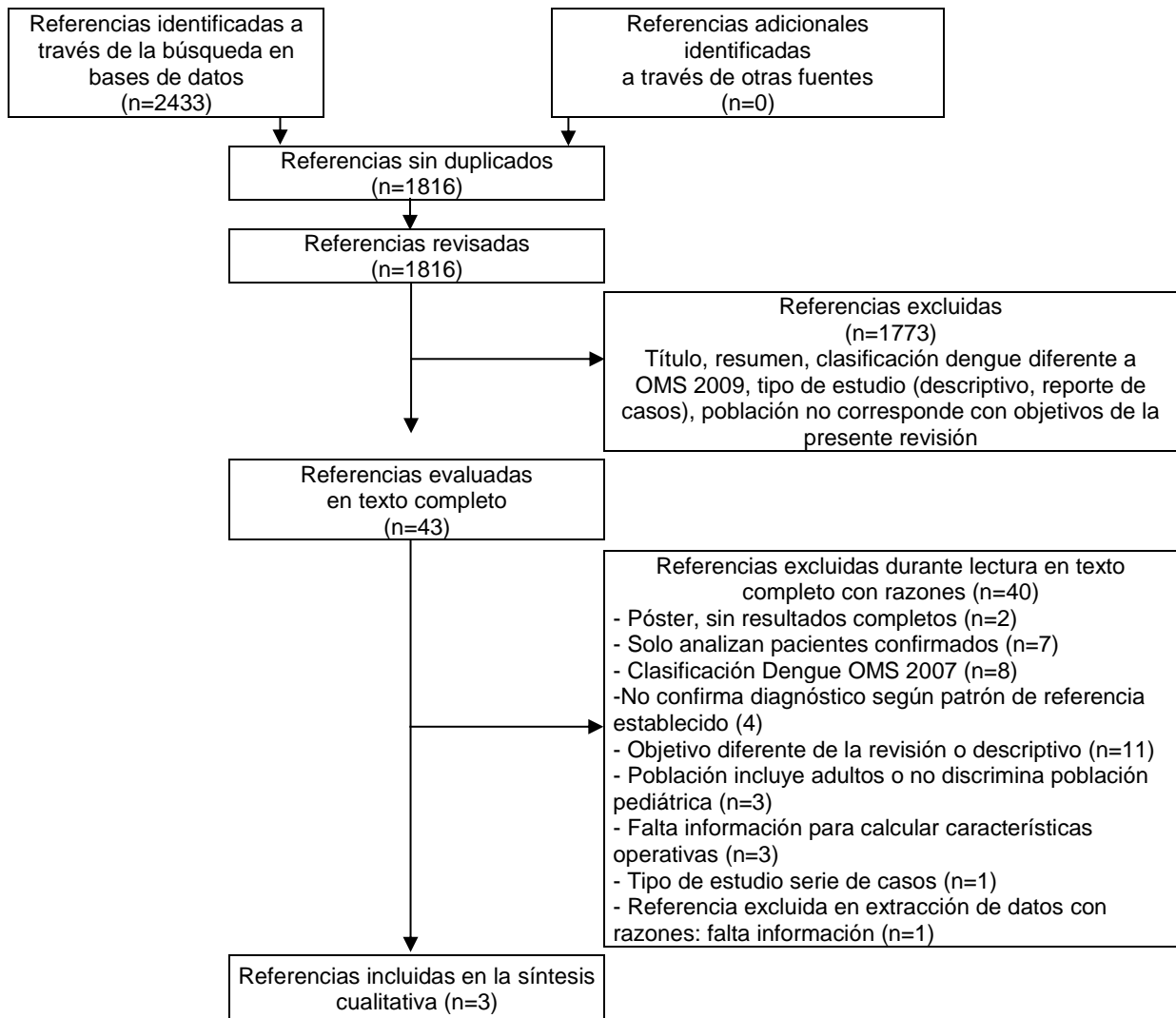
- a. Busca contribuir al conocimiento de los vínculos entre la evolución de enfermedad causada por los arbovirus de mayor prevalencia en Colombia, la práctica médica y la estructura social del país, ajustándose a los principios científicos y éticos que la justifican (Artículo 4).
- b. Protege la privacidad de cualquier individuo, sujeto o grupo de investigación de quienes proceda información que la investigación presente, así como respeta y promulga la autoría, debidamente referenciada, de la información obtenida (Artículo 5).
- c. La presente es una investigación sin riesgo, pues la metodología no incluye intervenciones en ningún individuo o sujeto de investigación (Artículo 11).
- d. Se cuenta con la aprobación del Comité de Ética de Investigación de la Universidad del Rosario para llevar a cabo el presente estudio (Anexo 4).

De la misma manera declaramos que no existe ningún conflicto de interés que interfiera con el desarrollo de la investigación.

## 6 RESULTADOS

A partir de la estrategia de búsqueda planteada y luego de eliminar las referencias duplicadas, se encontró un total de 1816 referencias, de las cuales se seleccionaron 43 para lectura en texto completo. De estos, se identificaron 4 estudios (Chen 2018, Ramos 2009, Cavaller 2016 y Basurko 2012) que cumplieron con los criterios de inclusión. Durante la extracción de datos se excluyó a Basurko 2012 por falta de información. Los estudios que fueron evaluados en texto completo se presentan en el Anexo 5. Los estudios seleccionados se especifican en el Anexo 6. Los estudios excluidos se mencionan en el anexo 7.

Gráfico 3. Diagrama PRISMA para Revisiones Sistemáticas de la Literatura



Aunque todos los estudios incluidos fueron tipo prueba diagnóstica, tan solo uno de ellos fue realizado de manera prospectiva (Cavailler 2016), tal como se expone en la Tabla 6, junto con el resumen de las características de los artículos.

Tabla 6 Características de los artículos incluidos

Características	Identificación del artículo		
	Chen 2018	Ramos 2009	Cavailler 2016
<b>Metodología</b>			
Diseño	Retrospectivo	Retrospectivo	Prospectivo
Tipo	Prueba diagnóstica	Prueba diagnóstica	Prueba diagnóstica
<b>Participantes</b>			
País	Taiwán	Puerto Rico	Cambodia
Edad	<18 años	5 a 15 años	1 a 15 años
n	317	341	701
# casos confirmados	205	38	558
<b>Criterios De inclusión</b>			
	Casos clínicos sospechosos entre junio y diciembre de 2014	Casos sospechosos notificados al sistema de vigilancia entre junio de 2005 y mayo de 2006	Casos clínicos sospechosos entre septiembre de 2011 y enero de 2013
<b>Prueba índice</b>			
	Fiebre (T $\geq$ 38°C) y dos o más: Anorexia, náuseas, vómito, rash, cefalea, dolor óseo, mialgia, manifestaciones hemorrágicas, leucopenia, trombocitopenia, sospecha clínica de dengue	Fiebre (T $\geq$ 38°C) y dos o más: Cefalea, rash, dolor ocular, mialgia, artralgia, hipotensión, hemorragia, hemoconcentración, trombocitopenia, sospecha clínica de dengue	Fiebre (T: $>$ 37.5°C) más cualquiera de los signos de alarma: Distensión abdominal, vómito persistente, edema, sangrado de mucosas, letargia/irritabilidad, hepatomegalia > 2cm
<b>Patrón de referencia</b>			
	RT-PCR + NS1 + IgM o IgG	Aislamiento viral RT-PCR o NS1 o IgM	Uno o más: Aislamiento Viral, RT-PCR, IgM, NS1
<b>Diagnóstico</b>			
Laboratorio positivo para dengue	Dengue	Dengue	Dengue con signos de alarma
Serotipo	1	2	1, 2, 3, 4
Laboratorio negativos para dengue	Influenza, parainfluenza, virus sincitial respiratorio, adenovirus, enterovirus, rotavirus	No especifican.	Encefalitis viral japonesa Otras enfermedades febriles sin especificación.

n: Número de personas incluidos como muestra.  
T: Temperatura corporal.  
°C: Grados Celsius.  
PCR-RT: Reacción en Cadena de la Polimerasa en Tiempo Real.  
NS1: Proteína no estructural NS1 del virus del Dengue.  
IgM: Inmunoglobulina tipo M  
IgG: Inmunoglobulina tipo G  
cm: Centímetros

Dos de los tres estudios incluidos se desarrollaron en Asia (Chen 2018 y Cavailler 2016) con pacientes procedentes de Taiwán y Cambodia respectivamente. El estudio restante se realizó en Centroamericana (Ramos 2009) con pacientes procedentes de Puerto Rico.

Con respecto a la edad, Chen 2018 incluyó pacientes con el rango de edad más amplio, entre 1 y 18 años, mientras que Cavailler 2016 incluyó pacientes entre 1 y 15 años de edad, y el estudio con menor rango de edad de los individuos incluidos lo expuso Ramos 2009 con pacientes entre 5 y 15 años de edad. A pesar de lo anterior, la mediana para edad de los pacientes evaluados en los tres estudios se encuentra dentro de la definición de niño o escolar.

Por otro lado, el serotipo del virus del dengue fue identificado en cada uno de los estudios. Sin embargo, Cavailler 2016 no discriminó cada uno de los signos y síntomas evaluados según el serotipo implicado. Además, Chen 2018 y Ramos 2009 consideraron el diagnóstico de dengue en general, mientras que Cavailler 2016 se enfocó solamente en el diagnóstico de dengue con signos de alarma. Así, la prueba índice varió entre los estudios seleccionados. En los 3 estudios se consideró la fiebre, pero Cavailler 2016 la definió como  $T > 37.5^{\circ}\text{C}$ . Además de la fiebre, se tuvieron en cuenta cuadros clínicos diversos. En Chen 2018, se consideraron algunos síntomas y signos individualmente en el análisis, tales como rash, prurito, petequias, cefalea, tos, dolor faríngeo, rinorrea y las combinaciones clínicas de rash + cefalea, petequias + cefalea, rash + prurito + petequias. De igual manera, Ramos 2009 toma signos y síntomas individuales como cefalea, mialgia, rash y mialgia, entre otros, o ciertas combinaciones en relación con el rash, midiendo las diferencias en diverso número de sujetos con confirmación diagnóstica, al parecer por falta en la disponibilidad de los datos (Tablas 6 y 7).

El porcentaje de confirmación diagnóstica varió de la siguiente manera: Cavailler 2016 confirmó el diagnóstico de dengue con signos de alarma en el 79,6% de los

pacientes incluidos en el estudio, mientras que Chen 2018 y Ramos 2009 los hicieron para dengue en el 64, 7% y 11.1% respectivamente (Tabla 7).

**Calidad metodológica de los estudios incluidos:** En general se considera que los 3 estudios incluidos (Chen 2018, Ramos 2009 y Cavailer 2016) son de adecuada calidad metodológica aplicando los criterios de evaluación de QUADAS-2, como se observa en los Gráficos 3 y 4:

Gráfico 4 Evaluación de la calidad QUADAS-2: resumen

	<u>Risk of Bias</u>				<u>Applicability Concerns</u>		
	Patient Selection	Index Test	Reference Standard	Flow and Timing	Patient Selection	Index Test	Reference Standard
Cavailer 2016	+	+	+	?	+	+	+
Chen 2018	+	+	?	+	+	+	+
Ramos 2009	-	+	+	?	+	+	+

<span style="color: red;">-</span> High	<span style="color: yellow;">?</span> Unclear	<span style="color: green;">+</span> Low
---	---	--

Fuente: Rev Man 5.3

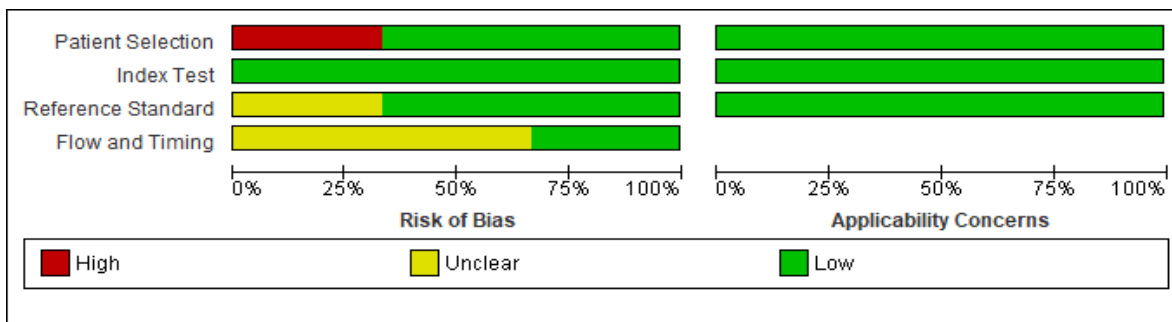
**Selección de pacientes:** En cuanto a Ramos 2009, se excluyeron pacientes menores de 5 años con el argumento de la incapacidad de reportar adecuadamente los síntomas. Así mismo, los mayores de 15 años fueron excluidos por considerarlos adultos. Ninguno de los 3 estudios contempla problemas de aplicabilidad en relación con este dominio.

**Prueba índice:** Se considera que se interpretaron los resultados de la prueba índice sin conocer los resultados del estándar de referencia en los tres estudios, tratándose de pruebas que se procesan dentro del laboratorio y que además tienen predefinido el valor de umbral eventualmente utilizado. En este dominio, tampoco se detectaron problemas de aplicabilidad.

**Patrón de referencia:** Se desconoce si todos los pacientes recibieron el mismo estándar de referencia en Ramos 2009 y Cavailler 2016. En el estudio de Chen 2018 no hay claridad sobre si se han interpretado los resultados del estándar de referencia sin conocer los resultados de la prueba de estudio. Además, se sabe las pruebas de referencia que se practicaron, pero se desconoce el número de pacientes a los cuales les hicieron cada tipo de prueba de referencia. A pesar de lo anterior ninguno de los tres estudios presenta problemas de aplicabilidad en este dominio.

**Flujo y tiempo:** Ramos 2009 y Cavailler 2016 no describen de manera clara el intervalo de tiempo entre la aplicación o evaluación de las pruebas de índice y el estándar de referencia, a diferencia de Chen 2018 que si lo hace. De otra parte, en Ramos 2009 y Cavailler 2016 no es claro que a todos los pacientes se les haya tomado la misma prueba de referencia. En Chen 2018, se sabe las pruebas de referencia utilizadas pero se desconoce el número de pacientes a los cuales les aplicaron cada una de ellas.

Gráfico 5 Evaluación de la calidad QUADAS-2: porcentajes por dominio evaluado



Fuente: Rev Man 5.3

No se alcanzó el número suficiente de estudios incluidos en la revisión sistemática, para evaluar la probabilidad de sesgo de publicación a través del uso del “funnel plot”. De otra parte, no fue posible realizar un meta análisis de pruebas diagnósticas, pues los estudios incluidos contaban con pruebas índices y patrones de referencia heterogéneos, imposibilitando la comparación y síntesis propuesta por el método, como se observa en la tabla 7.

Tabla 7 Resultados de relación entre prueba índice y patrón de referencia.

Estudio	Prueba índice	Resultados											
		Con dengue			Sin dengue			N	%				
		VP	FN	n	FP	VN	n		Se	Sp	VPP	VPN	
Chen 2018	Cefalea	66	139	205	37	75	112	317	32,2	67	64,1	35	
	Dolor retro-ocular	13	192	205	15	97	112		6,3	86,6	46,4	33,6	
	Dolor óseo	11	194	205	6	106	112		5,4	94,6	64,7	35,3	
	Mialgia	66	139	205	46	66	112		32,2	58,9	58,9	32,2	
	Dolor abdominal	50	155	205	20	92	112		24,4	82,1	71,4	37,2	
	Nausea/vómito	67	138	205	33	79	112		32,7	70,5	67,0	36,4	
	Diarrea	27	178	205	22	90	112		13,2	80,4	55,1	33,6	
	Tos	54	151	205	60	52	112		26,3	46,4	47,4	25,6	
	Dolor faríngeo	19	186	205	21	91	112		9,3	81,3	47,5	32,9	
	Rinorrea	43	162	205	42	70	112		21	62,5	50,6	30,2	
	Rash	156	49	205	50	62	112		76,1	55,4	75,7	55,9	
	Prurito	59	146	205	18	94	112		28,8	83,9	76,6	39,2	
	Petequia	30	175	205	7	105	112		14,6	93,8	81,1	37,5	
	Rash + Cefalea	54	151	205	11	101	112		26,3	90,2	83,1	40,1	
	Petequias + Cefalea	10	195	205	2	110	112		4,9	98,2	83,3	36,1	
	Rash + prurito + Petequias	13	13	205	0	112	112		6,3	100	100	36,8	
	Duración fiebre	5 (2-7d)		205	4 (1-15d)		112						
	Leucopenia									90(2-3)	80(6)	100(6)	
	Trombocitopenia									81(2-7)	92,9(6)		
	↑TTPa										50(0-7)	80(1-4)	
↑Transaminasas								68(5-7)		86(4-8)			
↓PCR								89(2-9)		82(1-3)			
Leucopenia+Trombocitopenia										80(2-8)			
Leucopenia + Trombocitopenia + ↑Transaminasas										100(2, 6-8)			
Ramos 2009	Cefalea	29	8	37	85	15	100	341	78,4	15,0	25,4	65,2	
	Mialgia	17	17	34	53	39	92		50,0	42,4	24,3	69,6	
	Rash	14	20	34	4	84	88		41,2	95,5	77,8	80,8	
	Dolor ocular	13	23	36	33	57	90		36,1	63,3	28,3	71,3	
	Artralgia	9	27	36	28	68	96		25,0	70,8	24,3	71,6	
	Hemorragia	3	28	31	4	92	96		9,7	95,8	42,9	76,7	
	Nausea + vómito	10	21	31	26	70	96		32,3	72,9	27,8	76,9	
	Diarrea	4	27	31	7	83	90		12,9	92,2	36,4	75,5	
	Cualquier síntoma respiratorio alto	19	13	32	89	18	107		59,4	16,8	17,6	58,1	
	Dolor faríngeo	16	15	31	68	32	100		51,6	32,0	19,0	68,1	
	Tos	7	24	31	52	46	98		22,6	46,9	11,9	65,7	
	Rash + no dolor faríngeo	NP	NP	NP	NP	NP	NP		21,9	97,7	77,8	76,9	
	Rash+ no congestión nasal	NP	NP	NP	NP	NP	NP		33,3	98,8	91,7	79,1	
	Rash + no tos	NP	NP	NP	NP	NP	NP		37,9	100	100	82,4	
Cavailler 2016	Rash	155	403	558	25	118	143	701	27,8	82,5	86,1	22,7	
	Dolor retro ocular	160	398	558	23	120	143		28,7	83,9	87,4	23,2	
	Mialgia	209	349	558	32	111	143		37,5	77,6	86,7	24,1	
	Mialgia/artralgia	236	322	558	44	99	143		42,3	69	84,2	23,5	
	anorexia	351	207	558	77	66	143		62,9	46,2	82,0	24,2	
	Vomito	440	118	558	90	53	143		78,9	37,1	83,0	31,1	
	Nausea o vomito	459	99	558	99	50	143		82,3	30,8	82,3	30,8	
	Dolor abdominal	476	82	558	106	37	143		85,3	25,9	81,8	31,1	
	Letargia / irritabilidad	317	241	558	69	74	143		56,8	51,4	82,0	23,4	

En rojo los valores calculados para aquellos signos y síntomas que contaban con datos suficientes para tal fin. N: número de sujetos analizados VP: Verdaderos Positivos; FN: Falsos Negativos; FP: Falsos Positivos; VN: Verdaderos Negativos; Se: Sensibilidad; Sp: Especificidad; VPP: Valor Predictivo Positivo; VPN: Valor Predictivo Negativo

## 7 DISCUSIÓN

La identificación de la validez diagnóstica de las pruebas clínicas para el diagnóstico diferencial de la infección por el virus del dengue en la población pediátrica, soporta la magnitud de su impacto en el número de niños y adolescentes que padecen la enfermedad. Bhattacharya et al 2013 (52) propone que cerca del 95% de las infecciones causadas por el virus del dengue se presentan en personas menores de 15 años de edad, lo que concuerda con los resultados de los estudios incluidos en esta revisión, en los cuales la mediana de edad oscila entre los 9 y 10 años de edad. Se podría sospechar que alrededor de esta edad existe mayor homogeneidad en el cuadro clínico de la enfermedad causada por el virus del dengue, compatible con la definición clínica general de la OMS del 2009 para dengue.

En revisiones sistemáticas previas como la realizada por Guo et al 2017 (53), se postula que la población pediátrica infectada por el virus del dengue a nivel mundial se caracteriza por proceder de condiciones sociales y económicas relativamente bajas. Sin embargo, a pesar de que no se describen dichas características entre los participantes incluidos en los estudios analizados en esta revisión, es claro que las condiciones socioeconómicas de Taiwán, Puerto Rico y Camboya varían de un país a otro. El elemento común más evidente que comparten estos países es su posicionamiento geográfico con respecto al trópico ecuatorial, coincidiendo con autores como Messina et al 2015 (54) quienes sugieren, por medio de un mapa global de idoneidad ambiental para la presencia del dengue, que las intervenciones de prevención se enfoquen en dicho trópico, debido a la alta densidad de población y el ambiente ideal para el mantenimiento del vector, que facilita la transmisión del virus.

La distribución global de serotipos del virus del dengue varía con el tiempo y entre las regiones, lo que explica las diferencias entre los serotipos implicados en la infección por dengue de los pacientes incluidos en los estudios analizados en esta revisión.

Acerca de la prueba índice, el rash, el dolor retro ocular, la mialgia y las náuseas/vómito fueron los únicos signos y síntomas comunes en la población incluida en los tres estudios que integran la presente revisión, a pesar de su heterogeneidad y de la metodología empleada en cada uno de estos estudios, sugiriendo que cada uno de estos signos y síntomas, a pesar de estar presentes, de manera aislada no presentan relevancia predictiva para el diagnóstico del dengue. Pese a tener claro que la edad no es un determinante exclusivo para la presentación clínica del dengue, aquellos análisis de prueba diagnósticas que utilicen como prueba índice la combinación de signos y síntomas que acompañan a la fiebre, como rash+prurito+petequias (Chen 2018), abren la posibilidad de construir un algoritmo diagnóstico en niños en quien se sospeche la enfermedad del dengue, teniendo en cuenta que presentan especificidad y valor predictivo positivo de 100%, aun cuando la sensibilidad es muy baja, (tabla 7). Así, se resalta la importancia de su presencia o ausencia en un individuo pediátrico en quien se sospeche una infección por el virus del dengue.

En cuanto a la confirmación diagnóstica, múltiples autores de estudios de pruebas diagnósticas, como el CDC 2017 (48), han logrado establecer la mejora en la capacidad diagnóstica para la infección por el virus del dengue mediante la combinación de las diferentes técnicas de laboratorio: la PCR-RT para dengue, la prueba de NS1, la Inmunoglobulina tipo M o el aumento en las diluciones de la Inmunoglobulina tipo G y el aislamiento viral, pudiéndose establecer como método confirmatorio cualquier combinación. Sin embargo, la combinación empleada en cada estudio fue diferente, utilizando como patrón de oro una o más pruebas de referencia: Mientras que Chen 2018 evaluó contra una combinación de pruebas (PCR-RT + NS1 + IgM o IgG), Ramos 2009 y Cavaller 2016 realizaron la

confirmación diagnóstica con una o más de las pruebas disponibles. Esto afecta las características operativas de cada patrón de oro configurado, impidiendo así la comparación de la validez diagnóstica de los signos y síntomas clínico evaluados para el diagnóstico diferencial de la infección por el virus del dengue.

De otra parte, los estudios realizados por Hammond et al 2005 (55) y Nunes et al 2016 (56) indican que la presentación clínica de la enfermedad causada por el virus del dengue cambia de acuerdo con la edad de la persona infectada, haciendo pertinentes los estudios que evalúan las características operativas de los signos y síntomas en la población pediátrica con dengue. Sin embargo, la heterogeneidad metodológica y de población entre los artículos incluidos en esta revisión impiden el meta-análisis de la información, haciendo imposible resumir los criterios de diagnóstico diferencial utilizados para la identificación clínica de la infección por el virus del dengue en la población pediátrica.

Aunque durante la atención médica rutinaria de la población pediátrica con sospecha de la enfermedad del dengue está indicada la solicitud del hemograma, tal como lo establecen las guías internacionales de práctica clínica OMS 2009 (3) y OMS 2016 (7), tan solo uno de los estudios incluidos en esta revisión, Chen 2018, tiene en cuenta los hallazgos de este paraclínico para procesar la información. Se hace evidente la necesidad de conocer más respecto a los hallazgos en el hemograma y su valor diagnóstico para el paciente pediátrico con dengue, teniendo en cuenta que se trata de un examen de laboratorio de muy fácil acceso.

Las limitaciones de la presente revisión se resumen en la abundante literatura gris y de estudios descriptivos sobre el diagnóstico de dengue y los brotes que se presentan periódicamente, con escasos de estudios de prueba diagnóstica que permitan la comparación de síntomas y signos con pruebas diagnósticas estandarizadas. Aunque se efectuó una búsqueda exhaustiva de estudios, es posible que queden por fuera algunos estudios del conocimiento de los expertos

temáticos que pudiesen alimentar la revisión, pero no hay antecedentes de eventos que incluyan un panel de expertos para profundizar al respecto, por lo cual se considera que la información específica sobre el tema es escasa. De otra parte, en la presente revisión no se analizó el comportamiento de las pruebas para los diagnósticos diferenciales descartados en cada uno de los estudios, dada su variabilidad entre ellos, además de que tenerlos en cuenta desborda la capacidad de la revisión y sus objetivos.

## 8 CONCLUSIONES

La magnitud de la enfermedad causada por el virus del dengue en la población pediátrica y sus costos impiden la confirmación diagnóstica por laboratorio en la totalidad de los casos sospechosos para esta enfermedad. De ahí la importancia de la exhaustiva evaluación clínica basada en validez diagnóstica de los signos y síntomas para el diagnóstico diferencial de la infección, información que tan solo se logra por medio de estudios de pruebas diagnósticas que, al comparar objetivamente los signos y síntomas contra el patrón de oro, provean las características operativas de dichos hallazgos clínicos.

Sin embargo, a través de esta revisión sistemática no se encontró la evidencia suficiente y homogénea que permita realizar un meta-análisis de la información para establecer las características operativas de los hallazgos al examen físico de la población pediátrica con dengue, haciendo evidente una necesidad.

Finalmente, teniendo en cuenta todo el trabajo llevado a cabo y expuesto en el presente documento, se sugiere el desarrollo de estudios de prueba diagnóstica con los cuales se llene este vacío del conocimiento y se mejore la precisión diagnóstica y consecuente tratamiento de los pacientes pediátricos con la enfermedad causada por el virus del dengue, además de generar evidencia que permita contar con opciones como modelos predictivos para diagnóstico clínico diferencial del dengue en pediatría.

## REFERENCIAS BIBLIOGRÁFICAS

1. Cumakov MP, Doherty RL, Downs WG, Hammon MC, Panthier R, Porterfield JS, et al. Los arbovirus y su importancia en patología humana.Pdf [Internet]. 1967. p. 1–86. Disponible en: [http://apps.who.int/iris/bitstream/10665/38352/1/WHO\\_TRS\\_369\\_spa.pdf](http://apps.who.int/iris/bitstream/10665/38352/1/WHO_TRS_369_spa.pdf)
2. Rodriguez-Morales AJ, Villamil-Gómez WE, Franco-Paredes C. The arboviral burden of disease caused by co-circulation and co-infection of dengue, chikungunya and Zika in the Americas. *Travel Med Infect Dis.* 2016;14(3):177–9.
3. Organización Panamericana de la Salud. Organización Mundial de la Salud Dengue: Guías para el diagnóstico, tratamiento, prevención y control. La Paz. Bolivia. OPS/OMS 2009: 113–5.
4. San Martín JL, Brathwaite-Dick O. La estrategia de gestión integrada para la prevención y el control del dengue en la región de Las Américas. *Rev Panam Salud Pública* [Internet]. 2017;21(1):55–63. Disponible en: [http://www.scielosp.org/scielo.php?script=sci\\_arttext&pid=S1020-49892007000100011&lng=es&nrm=iso&tlng=es](http://www.scielosp.org/scielo.php?script=sci_arttext&pid=S1020-49892007000100011&lng=es&nrm=iso&tlng=es)
5. Oficina Regional para Las Américas. OPS OMS | Descripción de la situación epidemiológica actual del dengue en las Américas [Internet]. [cited 2018 Jul 31]. Disponible en [https://www.paho.org/hq/index.php?option=com\\_content&view=article&id=4494&Itemid=2481&lang=es](https://www.paho.org/hq/index.php?option=com_content&view=article&id=4494&Itemid=2481&lang=es)
6. Mayer S V., Tesh RB, Vasilakis N. The emergence of arthropod-borne viral diseases: A global prospective on dengue, chikungunya and zika fevers. *Acta Trop* [Internet]. 2017;166:155–63. Disponible en: <http://dx.doi.org/10.1016/j.actatropica.2016.11.020>
7. Organización Panamericana de la Salud. Dengue: guías para la atención de enfermos en la Región de Las Américas. 2 ed. Washington, DC, 2016. 123 p. Disponible en: <http://www.hirrc.org/Guía dengue OPS 2016.pdf>
8. Arredondo-García J, Méndez-Herrera A, Medina-Cortina H. Arbovirus en Latinoamérica. *Acta Pediatr Mex.* 2016 mar;37(2):111–31.
9. Instituto Nacional de Salud. Protocolo de Vigilancia en Salud Pública Dengue Versión 4. Bogotá, Colombia, 29 de diciembre de 2017
10. Ministerio de Salud y Protección Social, Instituto Nacional de Salud, OPS/OMS. Guía de atención clínica integral del paciente con dengue. Bogotá, Colombia, 2010.

11. Ministerio de Salud y Protección Social, Instituto Nacional de Salud. Lineamientos para el manejo clínico de los pacientes con el virus del chikungunya (Chikv). Anexo 4 del Plan Nacional de Respuesta frente a la Introducción del Virus del Chikungunya. Bogotá, Colombia, Agosto de 2014.
12. Ministerio de Salud y Protección Social. Lineamientos para la atención clínica integral de pacientes con zika en Colombia. Bogotá, marzo de 2016.
13. Instituto Nacional de Salud de Colombia. Boletín Epidemiológico Número 52 de 2016 - Colombia. Boletín Epidemiológico Sem. 2016;52:50–2.
14. Martínez-Vega RA, Díaz-Quijano FA, Villar-Centeno LA. Dificultad para el diagnóstico clínico temprano del dengue en un área endémica y su impacto sobre el manejo médico inicial. *Rev Med Chile* 2006;134(9):1153–60. Disponible en: [https://scielo.conicyt.cl/scielo.php?script=sci\\_arttext&pid=S0034-9887200600090010](https://scielo.conicyt.cl/scielo.php?script=sci_arttext&pid=S0034-9887200600090010)
15. Bhat VG, Chavan P, Ojha S, Nair PK. Challenges in the Laboratory Diagnosis and Management of Dengue Infections. *Open Microbiol J.* 2015 Jul 31;9:33-7. doi: 10.2174/1874285801509010033. eCollection 2015.
16. Guzmán MG, Gubler DJ, Izquierdo A, Martínez E, Halstead SB. Dengue infection *Nat Rev Dis Primers.* 2016 Aug 18;2:16055. doi: 10.1038/nrdp.2016.55.
17. Kantor IN. Dengue, zika y chikungunya. *Medicina (Buenos Aires).* 2016;76(2):93-7. Epub 2016 Feb 22. Disponible en: <https://www.ncbi.nlm.nih.gov/pubmed/26942903>
18. Paniz-Mondolfi AE, Rodriguez-Morales AJ, Blohm G, Marquez M, Villamil-Gomez WE. ChikDenMaZika Syndrome: the challenge of diagnosing arboviral infections in the midst of concurrent epidemics. *Ann Clin Microbiol Antimicrob.* 2016;15(1):42. Disponible en: <http://ann-clinmicrob.biomedcentral.com/articles/10.1186/s12941-016-0157-x>
19. Parkash O, Shueb RH. Diagnosis of Dengue Infection Using Conventional and Biosensor Based Techniques. *Viruses.* 2015 Oct 19;7(10):5410-27. doi: 10.3390/v7102877. Disponible en <https://www.ncbi.nlm.nih.gov/pubmed/26492265>
20. García-Luna SM. Identificación y análisis de las variantes genéticas del virus del dengue y su asociación en la dinámica de su transmisión. [Tesis de Maestría] Nuevo León, México, 2011 Sept: 1-2. Disponible en: <http://eprints.uanl.mx/id/eprint/2418>
21. MedlinePlus en español [Internet]. Bethesda (MD): Biblioteca Nacional de Medicina (EE. UU.) Fiebre amarilla; [actualizado 12 jul 2016; revisado 13 dic 2017; consulta 31 jul 2019]; [aprox. 2 p.]. Disponible en: <https://medlineplus.gov/>

spanish/ency/article/001365.htm.

22. Camargo-España, GF. Modelamiento de la dinámica del dengue en Colombia. [Tesis de Maestría] Bogotá D.C., 2012:7-10. Disponible en: <http://www.bdigital.unal.edu.co/9761/1/300339.2012.pdf>
23. Gratz NG. Emerging and Resurging Vector-Borne Diseases. *Annu Rev Entomol.* 1999;44:51–75. Disponible en: <https://www.annualreviews.org/doi/full/10.1146/annurev.ento.44.1.51>
24. Ruiz-López F, González-Mazo A, Vélez-Mira A, Gómez GF, Zuleta L, Uribe S, et al. Presencia de *Aedes (Stegomyia) aegypti* (Linnaeus, 1762) y su infección natural con el virus del dengue en alturas no registradas para Colombia. *Biomédica [Internet].* 2016;36(2):303-8. Disponible en: <https://www.revista.biomedica.org/index.php/biomedica/article/view/3301/3147>
25. Weaver SC, Reisen WK. Present and future arboviral threats. *Antiviral Res.* 2010 February; 85(2): 328-345. doi:10.1016/j.antiviral.2009.10.008.
26. Ng LC, Hapuarachchi HC. Tracing the path of Chikungunya virus-evolution and adaptation. *Infect Genet Evol.* 2010 Oct;10(7):876-85. doi: 10.1016/j.meegid.2010.07.012. Epub 2010 Jul 21.
27. Paixão ES, Barreto F, Teixeira Mda G, Costa MdaC, Rodrigues LC. History, epidemiology, and clinical manifestations of Zika: A systematic review. *Am J Public Health.* 2016 Apr;106(4):606–12. doi: 10.2105/AJPH.2016.303112.
28. Plaza Torres J, Navarro Suay R. Arbovirosis y operación ATALANTA : riesgo para viajeros y medidas de prevención y control. *Sanid Mil.* 2014;70(2):103–13.
29. Alvarado-Castro VM, Ramírez-Hernández E, Paredes-Solís S, Legorreta-Soberanis J, Saldaña-Herrera VG, Salas-Franco LS, et al. Caracterización clínica del dengue y variables predictoras de gravedad en pacientes pediátricos en un hospital de segundo nivel en Chilpancingo, Guerrero, México: serie de casos. *Bol Med Hosp Infant Mex.* 2016;73(4):237–42. Disponible en: <https://www.sciencedirect.com/science/article/pii/S1665114616300703>
30. Gómez-Romero SE. Informe de evento Dengue 2017. *Inst Nac Salud, Colomb.* 2015:1-22. Disponible en: <https://www.ins.gov.co/buscador-eventos/ Informesde evento/DENGUE%202017.pdf>
31. Instituto Nacional de Salud. Boletines Epidemiológicos a semana 39 de 2019\* Disponibles en: <https://www.ins.gov.co/ buscador-eventos/ Paginas/Vista-Boletin-Epidemiologico.aspx>
32. Wikramaratna PS, Simmons CP, Gupta S, Recker M. The effects of tertiary and quaternary infections on the epidemiology of dengue. *PLoS One.* 2010 Aug

23;5(8):1–8 e12347. doi: 10.1371/journal.pone.0012347. Disponible en: <https://journals.plos.org/plosone/article?id=10.1371/journal.pone.0012347>

33. Romero-Vega L. Informe Final del Evento Dengue, Año 2012. Inst Nac Salud, Colombia 2012:1–19. Disponible en: <https://www.ins.gov.co/buscador-eventos/Informesdeevento/Dengue%202012.pdf>
34. Mercado-Reyes M. Informe de Evento Dengue 2013. Inst Nac Salud, Colombia. 2013:1-30. Disponible en: <https://www.ins.gov.co/buscador-eventos/Informesdeevento/Dengue%202013.pdf>
35. Mercado-Reyes M. Informe final Dengue Colombia 2014. Inst Nac Salud, Colombia. 2014:1-34 Disponible en: <https://www.ins.gov.co/buscador-eventos/Informesdeevento/Dengue%202014.pdf>.
36. Gómez-Romero SE. Informe de evento Dengue 2015. Inst Nac Salud, Colomb. 2015:1-29. Disponible en: <https://www.ins.gov.co/buscador-eventos/Informesdeevento/Dengue%202015.pdf>
37. Gómez-Romero SE. Informe del Evento Dengue Colombia Hasta el Décimo Tercer Periodo Epidemiológico 2016. Inst Nac Salud, Colomb. 2016:1-30. Disponible en: <https://www.ins.gov.co/buscador-eventos/Informesdeevento/Dengue%202016.pdf>
38. Dengue en Colombia | World Mosquito Program [Internet]. [cited 2017 Nov 4]. Disponible en: <http://www.eliminatedengue.com/colombia/dengue-en-colombia>
39. Chaparro-Narváez P, León-Quevedo W, Castañeda-Orjuela CA. Comportamiento de la mortalidad por dengue en Colombia entre 1985 y 2012. *Biomédica* [Internet]. 2016;36(Supl.2):125-134. Disponible en: <https://www.revistabiomedica.org/index.php/biomedica/article/view/3009/3222>
40. Simmons CP, Farrar JJ, Nguyen vV, Wills B. Dengue. *N Engl J Med*. 2012 Apr 12;366(15):1423-32. doi: 10.1056/NEJMra11110265. Disponible en: <https://www.nejm.org/doi/full/10.1056/NEJMra11110265>
41. Velandia ML, Castellanos JE. Virus del dengue: estructura y ciclo viral. *Infectio*. 2011;15(1):33–43. Disponible en: <http://www.scielo.org.co/pdf/inf/v15n1/v15n1a06.pdf>
42. Padilla JC, Rojas DP, Sáenz-Gómez R. Dengue en Colombia: Epidemiología de la Reemergencia a la Hiperendemia. Primera Edición en Español. Bogotá, Colombia 2012 ISBN 978-958-46-0661-7
43. Cortés FM, Gómez SY, Ocazonez RE. Subtipos de virus dengue serotipos 2, 3 y 4 aislados en el Departamento de Santander, Colombia. *Rev Cubana Med Trop* [Internet]. 2007 Dic;59(3). Disponible en: <http://scielo.sld.cu/scielo.php?script>

=sci\_arttext&pid=S0375-07602007000300002&lng=es.

44. Calvo EP, Coronel-Ruiz C, Velazco S, Velandia-Romero M, Castellanos JE. Diagnóstico diferencial de dengue y chikungunya en pacientes pediátricos. *Biomédica*. 2016 Oct 26;36(Sup2):35-43. doi: 10.7705/biomedica.v36i0.2982. <https://doi.org/10.7705/biomedica.v36i0.2982>. Disponible en: <https://www.revistabiomedica.org/index.php/biomedica/article/view/2982/3268>
45. Jain A1, Chaturvedi UC. Dengue in infants: an overview. *FEMS Immunol Med Microbiol*. 2010 Jul 1;59(2):119-30. doi: 10.1111/j.1574-695X.2010.00670.x. Epub 2010 Mar 17.
46. Mejía-Cruz CC. Estado actual de pruebas diagnósticas por laboratorio para fiebres icterohemorrágicas: revisión sistemática de la literatura. [Tesis de Grado] Bogotá D.C., 2014: 9-12. Disponible en: <https://repository.javeriana.edu.co/handle/10554/15439>
43. Li J, Chong CY, Tan NW, Yung CF, Tee NW, Thoon KC. Characteristics of Zika Virus Disease in Children: Clinical, Hematological, and Virological Findings from an Outbreak in Singapore. *Clin Infect Dis*. 2017;64(10):1445–8.
44. Chippaux A. Généralités sur arbovirus et arboviroses. *Médecine Mal Infect [Internet]*. 2003;33(8):377–84. Disponible en: <http://www.sciencedirect.com/science/article/pii/S0399077X0300204X>
45. Petersen LR, Jamieson DJ, Powers AM, Honein MA. Zika Virus. *N Engl J Med [Internet]*. 2016;374(16):1552–63. Disponible en: <http://www.nejm.org/doi/10.1056/NEJMra1602113>
46. Ritz N, Hufnagel M, Gérardin P. Chikungunya in Children. *Pediatr Infect Dis J [Internet]*. 2015;34(7). Disponible en: [https://dev-journals2013.lww.com/pidj/Fulltext/2015/07000/Chikungunya\\_in\\_Children.22.aspx](https://dev-journals2013.lww.com/pidj/Fulltext/2015/07000/Chikungunya_in_Children.22.aspx)
47. Clemen G, Angel J, Montes C, Tovar JR, Osorio L. Contribución de la prueba rápida NS1 e IgM al diagnóstico de dengue en Colombia en el periodo pre-zika. *Infect. [Internet]*. 2019 Sep [cited 2019 Sep 29] ; 23( 3 ): 259-265. Disponible en: [http://www.scielo.org.co/scielo.php?script=sci\\_arttext&pid=S0123-9392201900300259&lng=en](http://www.scielo.org.co/scielo.php?script=sci_arttext&pid=S0123-9392201900300259&lng=en). <http://dx.doi.org/10.22354/in.v23i3.790>.
48. Centers for Disease Control and Prevention (CDC). Prueba Trioplex RCP-TR en tiempo real. Indicaciones para su uso. 2017. Disponible en: <https://www.cdc.gov/zika/pdfs/spanish/trioplex-real-time-rt-pcr-assay-instructions-for-use-sp.pdf>
49. Ouzzani M, Hammady H, Fedorowicz Z, Elmagarmid A. Rayyan — a web and mobile app for systematic reviews. *Syst Rev*. 2016 Dec 5;5(1):210. DOI: 10.1186/s13643-016-0384-4

50. Moher D, Liberati A, Tetzlaff J, Altman DG, Altman D, Antes G, et al. Preferred reporting items for systematic reviews and meta-analyses: The PRISMA statement (Chinese edition). *J Chinese Integr Med*. 2009;7(9):889–96.
51. Whiting PF1, Rutjes AW, Westwood ME, Mallett S, Deeks JJ, Reitsma JB, et al. QUADAS-2: a revised tool for the quality assessment of diagnostic accuracy studies. *Ann Intern Med*. 2011 Oct 18;155(8):529-36. doi: 10.7326/0003-4819-155-8-201110180-00009
52. Bhattacharya MK, Maitra S, Ganguly A, Bhattacharya A, Sinha A. Dengue: a growing menace -- a snapshot of recent facts, figures & remedies. *Int J Biomed Sci*. 2013 Jun;9(2):61-7.
53. Guo C, Zhou Z, Wen Z, Liu Y, Zeng C, Xiao D, et al. Global Epidemiology of Dengue Outbreaks in 1990–2015: A Systematic Review and Meta-Analysis. *Front Cell Infect Microbiol*. 2017 Jul 12;7:317. doi: 10.3389/fcimb.2017.00317. eCollection 2017.
54. Messina JP, Brady OJ, Golding N, Kraemer MUG, Wint GRW, Ray SE, et al. The current and future global distribution and population at risk of dengue. *Nat Microbiol*. 2019 Jun 10. doi: 10.1038/s41564-019-0476-8. [Epub ahead of print]
55. Hammond SN, Balmaseda A, Perez L, Tellez Y, Saborío SI, Mercado JC, et al. Differences in dengue severity in infants, children, and adults in a 3-year hospital-based study in Nicaragua. *Am J Trop Med Hyg*. 2005 Dec;73(6):1063-70.
56. Nunes PC, Sampaio SA, da Costa NR, de Mendonça MC, Lima Mda R, Araujo SE, et al. Dengue severity associated with age and a new lineage of dengue virus-type 2 during an outbreak in Rio De Janeiro, Brazil. *J Med Virol*. 2016 Jul;88(7):1130-6. doi: 10.1002/jmv.24464. Epub 2016 Feb 9.

## ANEXOS

### Anexo 1 Términos de búsqueda

	<b>Español común</b>	<b>DECS</b>	<b>Inglés común</b>	<b>MESH</b>
<b>P</b>	Pediatría - pediátrico	Pediatría	Pediatrics	"Pediatrics"[Mesh]
	Lactante	Lactante	Infant	"Infant"[Mesh]; "Infant, Newborn"[Mesh]
	Niños-Niñas	Niño	Children-Girls, child	"Child"[Mesh]
	Pre escolar	Preescolar	Preschool; Child, Preschool	"Child, Preschool"[Mesh]
	Escolar		School	
	Adolescentes	Adolescente	Teenager	"Adolescent"[Mesh]
<b>I</b>	Signos y síntomas	Signos y Síntomas	Signs and symptoms	"Signs and Symptoms"[Mesh]
	Manifestaciones clínicas		Clinical manifestations	"Pathological Conditions, Signs and Symptoms"[Mesh]
	Presentación clínica		Clinical presentation	
	Características clínicas		Clinical features	
	Forma clínica		Clinical form	
	Representación clínica		Clinical representation	
	Expresión clínica		Clinical expression	
	Compromiso clínico		Clinical commitment	
	Estado clínico		Clinical status	
	Hallazgos clínicos		Clinical findings	
	Diagnóstico clínico	Diagnóstico Clínico	Clinical diagnosis	
	Alteraciones clínicas		Clinical alterations	
	Condición clínica		Clinical condition	
<b>C</b>	No aplica			
<b>O</b>	Enfermedad del dengue diagnosticada		Dengue disease	
	Dengue diagnosticado	Dengue	Dengue	"Dengue/diagnosis"[Mesh]
	Dengue sin signos de alarma		Dengue without warning signs	
	Dengue con signos de alarma		Dengue with warning signs	
	Dengue grave	Dengue Grave	Severe dengue	"Severe Dengue/diagnosis"[Mesh]
	Fiebre del dengue		Dengue fever	
	Infección por dengue		Dengue infection	
		Virus del Dengue	Dengue Virus	
			DEN-1	
			DEN-2	
			DEN-3	
			DEN-4	
<b>T</b>				2009 noviembre

Fuente: Elaboración propia con base en criterios de inclusión

## Anexo 2 Estrategia de búsqueda.

BD	Estrategia	Fecha de la búsqueda	Artículos Encontrados	Total sin duplicados	Total
PUBMED	((((((((((((((PEDIATRICS) OR Infant) OR Infant, Newborn) OR Child) OR Child, Preschool) OR Adolescent) OR "Pediatrics"[Mesh]) OR "Infant"[Mesh]) OR "Infant, Newborn"[Mesh]) OR "Child"[Mesh]) OR "Child, Preschool"[Mesh]) OR "Adolescent"[Mesh])) AND (((((((((((((((Signs and symptoms)) OR Clinical manifestations) OR Clinical presentation) OR Clinical features) OR Clinical form) OR Clinical representation) OR Clinical expression) OR Clinical commitment) OR Clinical commitment) OR Clinical status) OR Clinical findings) OR Clinical diagnosis) OR Clinical alterations) OR Clinical condition) OR ("Signs and Symptoms"[Mesh])) OR ("Pathological Conditions, Signs and Symptoms"[Mesh])) AND (((((((((((((((denv-4) OR denv-3) OR denv-2) OR denv-1) OR "Severe Dengue/diagnosis"[Mesh]) OR "Severe Dengue"[Mesh]) OR "Dengue/diagnosis"[Mesh]) OR "Dengue"[Mesh]) OR Dengue Virus) OR Dengue infection) OR Dengue fever) OR Severe dengue) OR Dengue with warning signs) OR Dengue without warning signs) OR Dengue) OR Dengue disease) AND ("2009/01/01"[PDat] : "2019/12/31"[PDat]) AND Humans[Mesh])	6/02/2019	1121	1119	
COCHRANE	ID Search #1 (Pediatrics):ti,ab,kw (Word variations have been searched) 23631 #2 MeSH descriptor: [Pediatrics] explode all trees 611 #3 ("infant"):ti,ab,kw (Word variations have been searched) 48869 #4 MeSH descriptor: [Infant] explode all trees 15008 #5 MeSH descriptor: [Infant, Newborn] explode all trees 14778 #6 (Children):ti,ab,kw (Word variations have been searched) 111590 #7 ("Child"):ti,ab,kw (Word variations have been searched) 111591 #8 MeSH descriptor: [Child] explode all trees 1111 #9 ("preschool"):ti,ab,kw (Word variations have been searched) 34212 #10 MeSH descriptor: [Child, Preschool] explode all trees 373 #11 (Child, Preschool):ti,ab,kw (Word variations have been searched) 34104 #12 ("school age"):ti,ab,kw (Word variations have been searched) 1619 #13 (Teenager):ti,ab,kw (Word variations have been searched) 876 #14 ("teenager"):ti,ab,kw (Word variations have been searched) 876 #15 MeSH descriptor: [Adolescent] explode all trees 97793 #16 (Children-Girls):ti,ab,kw (Word variations have been searched) 16 #17 {OR #1-#16} 208235 #18 (Signs and symptoms):ti,ab,kw (Word variations have been searched) 9952 #19 MeSH descriptor: [Signs and Symptoms] explode all trees 116708 #20 (Clinical manifestations):ti,ab,kw (Word variations have been searched) 5493 #21 MeSH descriptor: [Pathological Conditions, Signs and Symptoms] explode all trees 219453 #22 (Clinical presentation):ti,ab,kw (Word variations have been searched) 69425 #23 (Clinical features):ti,ab,kw (Word variations have been searched) 12221 #24 (Clinical form):ti,ab,kw (Word variations have been searched) 29016 #25 (Clinical representation):ti,ab,kw (Word variations have been searched) 637 #26 (Clinical expression):ti,ab,kw (Word variations have been searched) 21885 #27 (Clinical commitment):ti,ab,kw (Word variations have been searched) 1123 #28 (Clinical findings):ti,ab,kw (Word variations have been searched) 58591 #29 (Clinical status):ti,ab,kw (Word variations have been searched) 47669 #30 ("clinical diagnosis"):ti,ab,kw (Word variations have been searched) 2716 #31 (Clinical alterations):ti,ab,kw (Word variations have been searched) 14074	6-feb-19	87	44	1818

BD	Estrategia	Fecha de la búsqueda	Artículos Encontrados	Total sin duplicados	Total
	#32 ("clinical condition"):ti,ab,kw (Word variations have been searched) 1583 #33 {OR #18-#32} 388181 #34 (Dengue disease):ti,ab,kw (Word variations have been searched) 206 #35 ("dengue"):ti,ab,kw (Word variations have been searched) 522 #36 MeSH descriptor: [Dengue] explode all trees 227 #37 ("dengue fever"):ti,ab,kw (Word variations have been searched) 89 #38 (Dengue without warning signs):ti,ab,kw (Word variations have been searched) 0 #39 MeSH descriptor: [Dengue] explode all trees and with qualifier(s): [diagnosis - DI] 10 #40 (Dengue with warning signs):ti,ab,kw (Word variations have been searched) 2 #41 (Severe dengue):ti,ab,kw (Word variations have been searched) 142 #42 MeSH descriptor: [Severe Dengue] explode all trees 35 #43 MeSH descriptor: [Severe Dengue] explode all trees and with qualifier(s): [diagnosis - DI] 4 #44 (Dengue infection):ti,ab,kw (Word variations have been searched) 229 #45 ("dengue virus"):ti,ab,kw (Word variations have been searched) 213 #46 ("dengue virus 1"):ti,ab,kw (Word variations have been searched) 24 #47 ("dengue virus 2"):ti,ab,kw (Word variations have been searched) 30 #48 ("dengue virus 3"):ti,ab,kw (Word variations have been searched) 17 #49 ("dengue virus 4"):ti,ab,kw (Word variations have been searched) 18 #50 {OR #34-#49} 522 #51 #17 AND #33 AND #50 87				
LILACS	(tw:((tw:(Pediatria)) OR (tw:(pediátrico)) OR (tw:(Lactante)) OR (tw:(Niños)) OR (tw:(Niñas)) OR (tw:(Pre escolar )) OR (tw:(Escolar)) OR (tw:(Lactante)) OR (tw:(Adolescentes)) OR (tw:(Niño)) OR (tw:(Preescolar)) OR (tw:(Adoloscete)) OR (tw:(Pediatrics)) OR (tw:(Infant )) OR (tw:(Children)) OR (tw:(Girls)) OR (tw:(child)) OR (tw:(Preschool)) OR (tw:(Child, Preschool )) OR (tw:(School)) OR (tw:(Teenager)) OR (tw:(Infant)) OR (tw:(Infant, Newborn)))) AND (tw:((tw:(Signos y síntomas)) OR (tw:(Manifestaciones clínicas)) OR (tw:(Presentación clínica)) OR (tw:(Características clínicas)) OR (tw:(Forma clínica)) OR (tw:(Representación clínica)) OR (tw:(Expresión clínica)) OR (tw:(Compromiso clínico)) OR (tw:(Estado clínico)) OR (tw:(Hallazgos clínicos)) OR (tw:(Diagnóstico clínico)) OR (tw:(Alteraciones clínicas)) OR (tw:(Condición clínica)) OR (tw:(Signs and symptoms)) OR (tw:(Clinical manifestations)) OR (tw:(Clinical presentation)) OR (tw:(Clinical features)) OR (tw:(Clinical form)) OR (tw:(Clinical representation)) OR (tw:(Clinical expression)) OR (tw:(Clinical commitment)) OR (tw:(Clinical status)) OR (tw:(Clinical findings)) OR (tw:(Clinical diagnosis)) OR (tw:(Clinical alterations)) OR (tw:(Clinical condition)) OR (tw:(Pathological Conditions, Signs and Symptoms)) )) AND (tw:((tw:(Enfermedad del dengue diagnosticada)) OR (tw:(Dengue diagnosticado)) OR (tw:(Dengue sin signos de alarma)) OR (tw:(Dengue con signos de alarma)) OR (tw:(Dengue grave)) OR (tw:(Fiebre del dengue)) OR (tw:(Infección por dengue)) OR (tw:(Dengue)) OR (tw:(Dengue Grave)) OR (tw:(Virus del Dengue)) OR (tw:(Dengue disease)) OR (tw:(Dengue)) OR (tw:(Dengue without warning signs)) OR (tw:(Dengue with warning signs)) OR (tw:(Severe dengue)) OR (tw:(Dengue fever)) OR (tw:(Dengue infection)) OR (tw:(Dengue Virus)) OR (tw:(DEN-1)) OR (tw:(DEN-2)) OR (tw:(DEN-3)) OR (tw:(DEN-4)))) LIMITES AÑOS >2009 Y HUMANOS	6/02/2019	956	394	
EMBASE	#43 #41 AND [embase]/lim NOT ([embase]/lim AND [medline]/lim) AND 'human'/de 269 #42 #41 AND [embase]/lim NOT ([embase]/lim AND [medline]/lim) 284 #41 #15 AND #24 AND #40 923 #40 #25 OR #26 OR #27 OR #28 OR #29 OR #30 OR #31 OR #32 OR #33 OR #34 OR #35 OR #36 OR #37 OR #38 OR #39 942866 #39 'pathological conditions' 32204 #38 'clinical condition' 18931 #37 'clinical alterations' 293 #36 'clinical diagnosis' 60934	8-feb-19	269	261	

BD	Estrategia	Fecha de la búsqueda	Artículos Encontrados	Total sin duplicados	Total
	#35 'clinical findings' 48455 #34 'clinical status' 20469 #33 'clinical commitment' 39 #32 'clinical expression' 5736 #31 'clinical representation' 73 #30 'clinical form' 2571 #29 'clinical feature' 625213 #28 'clinical presentation' 83270 #27 'clinical manifestations' 70713 #26 'signs and symptoms' 46014 #25 'physical disease by body function' 10314 #24 #16 OR #17 OR #18 OR #19 OR #20 OR #21 OR #22 OR #23 4180785 #23 'preschool child' 587152 #22 'adolescent' 1641483 #21 'child' 2510043 #20 'newborn' 679414 #19 'newborn disease' 35140 #18 'infant disease' 6211 #17 'infant' 799402 #16 'pediatrics' 741961 #15 #1 OR #2 OR #3 OR #4 OR #5 OR #6 OR #7 OR #8 OR #9 OR #10 OR #11 OR #12 OR #13 OR #14 25962 #14 'denv-4' 538 #13 'denv-3' 635 #12 'denv-2' 1245 #11 'denv-1' 1014 #10 'dengue virus 4' 1065 #9 'dengue virus 3' 1230 #8 'dengue virus 2' 2269 #7 'dengue virus 1' 1479 #6 'dengue virus' 14529 #5 'dengue/diagnosis' 217 #4 'severe dengue' 1332 #3 'dengue fever' 5779 #2 'dengue disease' 718 #1 'dengue/exp'				

### Anexo 3 Formato para extracción de datos de estudios seleccionados.

Identificación del estudio		Lugar	Tipo de estudio (Diseño)	N	Criterios de inclusión	Edad	Prueba índice	Patrón de referencia	Diagnóstico	Serotipo	Resultados					
Autor	Año										Con dengue			Sin dengue		
		VP	FN	Con dengue (VP+FN)	FP	VN	Sin dengue (VN+FP)	Sensibilidad	Especificidad	VPP	VPN					

## Anexo 4 Carta de respuesta del Comité de Ética en investigación.



**Universidad del  
Rosario**

**COMITÉ DE ÉTICA EN INVESTIGACIÓN DE LA UNIVERSIDAD DEL ROSARIO  
SALA DE CIENCIAS DE LA VIDA**

**MIEMBROS**

CARLOS ENRIQUE THILLOS, PRESIDENTE  
MÉDICO CIRUJANO; MSc. EPIDEMIOLOGÍA

JUAN GUILLERMO PÉREZ CARRERO  
MÉDICO BIOTECNISTA;  
SECRETARIO TÉCNICO

CARLOS ALBERTO CALDERÓN  
MÉDICO; MSc. FARMACOLOGÍA

CARLOS GUILLERMO CASTRO  
ABOGADO; ESP. DERECHO MÉDICO SANITARIO

GLISDY VANESSA ESPITIA  
FONOAUDIÓLOGA, MSc Y PhD EN CIENCIAS

JAID CONSTANZA ROJAS  
BACTERIÓLOGA; MSc. SALUD PÚBLICA;  
MSc. BIOTECNIA

KATHERIN QUINTERO PARRA  
QUÍMICA FARMACÉUTICA

LUISA FERNANDA RAMÍREZ  
PSICÓLOGA- PhD PSICOLOGÍA SOCIAL Y DE LA  
SALUD

MAGDA MILENA GAVIRIA  
BIÓLOGA; MSc en BIOLOGÍA

MARTHA ROCÍO TORRES NARVÁEZ  
FISIOTERAPEUTA, MSc BIOTECNIA

RAMÓN FAYAD NAFFAH  
LIC. EDUCACIÓN PhD MATEMÁTICAS

JOHANNA MAYERLY GONZALEZ  
AUXILIAR ADMINISTRATIVA



DVO005 548-CV1020

Bogotá D. C., 29 de noviembre de 2018

Doctora  
**MAYRA MERCEDES RUBIANO**  
Investigadora Principal  
Estudio: "Validez Diagnóstica de las pruebas clínicas para el diagnóstico diferencial de dengue en población pediátrica: revisión sistemática".  
Bogotá D. C.

Respetada investigadora:

En Atención a su solicitud, se observa que el proyecto "Validez Diagnóstica de las pruebas clínicas para el diagnóstico diferencial de dengue en población pediátrica: revisión sistemática." no genera riesgos a la población de estudio y se exime de la evaluación en profundidad por parte del Comité de Ética en Investigación.

Fecha de recepción del proyecto: 26 de noviembre de 2018.

Cordialmente,



**JUAN GUILLERMO PÉREZ MD, MSc**  
Secretario Técnico  
(CEI-UR)



c.c. Archivo  
Proyectó: Martha Isabel Bautista

Este comité se rige por los lineamientos jurídicos y éticos del país a través de las resoluciones 8430 de 1993 y 2378 de 2008 del Ministerio de Salud y Protección Social. Igualmente, se siguen los acuerdos contemplados en la declaración de Helsinki (Fortaleza, Brasil 2013) y de la Conferencia Internacional de Armonización para las Buenas Prácticas Clínicas. Recuerde visitar nuestra página web, en donde encontrará información actualizada de los procedimientos del Comité de Ética en Investigación de la Universidad del Rosario, así como cursos en ética de la investigación de acceso libre.  
<http://www.urosario.edu.co/Servicios-al-Investigador/Sistema-de-integridad-cientifica/>

DVO005 548-CV1020  
Página 1 de 1

Carrera 24 N° 63C-69 Bogotá  
Teléfono: 2970200 Ext. 3295  
E-mail: [comite.etica@urosario.edu.co](mailto:comite.etica@urosario.edu.co)

## Anexo 5 Estudios evaluados en texto completo

No	Referencia	Aceptado		Razón de exclusión
		SI	NO	
1	Acosta Torres J, Oller Meneses L, Sokol N, Balado Sardiñas R, Montero Díaz D, Balado Sansón R, et al. Técnica Árboles de decisión aplicada al método clínico en el diagnóstico del dengue. Rev Cubana Pediatr. 2016;88(4):441-53.		X	No justifica cada árbol de decisión
2	Agarwal N, Roy MP, Singh MK. Clinical and Biochemical Findings in Confirmed Pediatric Dengue Cases in Delhi. J Pediatr Infect Dis 2018; 13(01): 015-019 DOI: 10.1055/s-0037-1602844		X	No hay evaluación de los signos y síntomas. Objetivo no concuerda con objetivo de la RSL. No es un estudio de prueba diagnóstica.
3	Aggarwal A, Kumar P, Faridi MM. Neurological manifestation as presenting feature of dengue infection. J Pediatr Neurosci. 2015 Jan-Mar;10(1):76-7. doi: 10.4103/1817-1745.154362.		X	Utilizan clasificación de dengue de OMS 2007 en la presentación de los resultados
4	Ahmad MH, Ibrahim MI, Mohamed Z, Ismail N, Abdullah MA, Shueb RH, et al. The Sensitivity, Specificity and Accuracy of Warning Signs in Predicting Severe Dengue, the Severe Dengue Prevalence and Its Associated Factors. Int J Environ Res Public Health. 2018 Sep 15;15(9). pii: E2018. doi: 10.3390/ijerph15092018.		X	Edad mediana de pacientes 23 años
5	Alvarado-Castro VM, Ramírez-Hernández E, Paredes-Solís S, Legorreta Soberanis J, Saldaña-Herrera VG, Salas-Franco LS, et al. Caracterización clínica del dengue y variables predictoras de gravedad en pacientes pediátricos en un hospital de segundo nivel en Chilpancingo, Guerrero, México: serie de casos. Bol Med Hosp Infant Mex. 2016 Jul - Aug;73(4):237-242. doi: 10.1016/j.bmhmx.2016.06.004. Epub 2016 Aug 2.		X	No es un estudio clasico de prueba diagnóstica aunque su título sugiere variables predictivas de severidad del dengue en población pediátrica. Se describen signos y síntomas predictores de severidad detectados usando glm generalizad linear mixed models. Es un descriptivo exploratorio. Serie de casos 133 pacientes. No hay comparación Ningún caso contó con prueba confirmatoria.
6	Andujar-Perez DA, Lorenzi-Pena OD, Tomashek KM, Gonzalez-Figueroa F, Iriarte RI, Alvarado-Domenech LI. Early indicators of dengue among children and adults presenting with acute febrile illness in Puerto Rico. American journal of tropical medicine and hygiene. 2014;91(5 SUPPL. 1):426.		X	Literatura gris que no discrimina entre adultos y niños
7	Arshad K, Sheikh S, Naqvi SU, Sarwar I, Javaid S, Asghar M, et al. Frequency of Splenomegaly in Dengue Fever in Children. Journal of Ayub Medical College, Abbottabad : JAMC. 2015;27(2):356-9. Epub 2015/09/29.		X	Esplenomegalia por ser infrecuente no contribuye al dx por clínica
8	Banerjee M, Chatterjee T, Choudhary GS, Srinivas V, Kataria VK. Dengue: A Clinicohaematological Profile. Med J Armed Forces India. 2008 Oct;64(4):333-6. doi: 10.1016/S0377-1237(08)80014-7. Epub 2011 Jul 21.		X	Utilizan clasificación de dengue de OMS 2007 en la presentación de los resultados
9	Basurko C, Alvarez EC, Djossou F, Ardillon V, Demar M, Villeneuve C, et al. The predictive value of a maculopapular rash in children hospitalized for dengue fever in Cayenne, French Guiana. Transactions of the Royal Society of Tropical Medicine and Hygiene. 2012;106(12):773-5. Epub 2012/09/25.		X	Referencia excluida durante la extracción de datos con razones: falta información
10	Biswas HH, Ortega O, Gordon A, Standish K, Balmaseda A, Kuan G, et al. Early clinical features of dengue virus infection in nicaraguan children: a longitudinal analysis. PLoS Negl Trop Dis. 2012;6(3):e1562. doi: 10.1371/journal.pntd.0001562. Epub 2012 Mar 6.		X	Utilizan clasificación de dengue de OMS 2007 en la presentación de los resultados

No	Referencia	Aceptado		Razón de exclusión
		SI	NO	
11	Capeding MR, L'Azou M, Manalaysay M, Vince-Woo CR, Rivera RG, Kristy Sy A, et al. Laboratory-confirmed Dengue in Children in Three Regional Hospitals in the Philippines in 2009-2010. <i>Pediatr Infect Dis J.</i> 2015 Nov;34(11):1145-51. doi: 10.1097/INF.0000000000000810. Epub 2015/07/17.		X	Solo incluye positivos para dengue y utiliza clasificación OMS 2007
12	Carter MJ, Emary KR, Moore CE, Parry CM, Sona S, Putchhat H, et al. Rapid diagnostic tests for dengue virus infection in febrile Cambodian children: diagnostic accuracy and incorporation into diagnostic algorithms. <i>PLoS Negl Trop Dis.</i> 2015 Mar;9(3):e0003654. Epub 2015/02/25.		X	Evaluación de un prueba rápida
13	Cavailler P, Tarantola A, Leo YS, Lover AA, Rachline A, Duch M, et al. Early diagnosis of dengue disease severity in a resource-limited Asian country. <i>BMC Infect Dis.</i> 2016 Sep 26;16(1):512.	X		
14	Chen CH, Huang YC, Kuo KC, Li CC. Clinical features and dynamic ordinary laboratory tests differentiating dengue fever from other febrile illnesses in children. <i>Journal of microbiology, immunology, and infection = Wei mian yu gan ran za zhi.</i> 2018;51(5):614-20. Epub 2017/07/18.	X		
15	Ekins S, Halbert J, Myint A G55(P) Common clinical features in children with dengue shock syndrome in Myanmar: A case series <i>Archives of Disease in Childhood</i> 2016;101 Supplement 1:A32-A33.		X	Es una serie de 26 casos que hace referencia a la clasificación antigua de dengue. No es un estudio de prueba diagnóstica,
16	Fernandez E, Smieja M, Walter SD, Loeb M. A predictive model to differentiate dengue from other febrile illness. <i>BMC Infect Dis.</i> 2016 Nov 22;16(1):694. Epub 2016/11/24.		X	Pacientes adultos y menores de edad sin discriminar en resultados, de manera que no se puede establecer por separado resultados para el grupo pediátrico. Además es un estudio retrospectivo
17	Giraldo D, Sant'Anna C, Périssé AR, March Mde F, Souza AP, Mendes A, et al. Characteristics of children hospitalized with dengue fever in an outbreak in Rio de Janeiro, Brazil. <i>Trans R Soc Trop Med Hyg.</i> 2011 Oct;105(10):601-3. doi: 10.1016/j.trstmh.2011.07.007. Epub 2011 Aug 19.		X	Solo descriptivo, confusa la confirmación. No es un estudio de prueba diagnóstica. No realizaron gold standard a todos los pacientes. Solo a 47 de los 181 incluidos en el estudio realizaron IgM cualitativa
18	Joshi R, Baid V. Profile of dengue patients admitted to a tertiary care hospital in Mumbai. <i>Turk J Pediatr.</i> 2011 Nov-Dec;53(6):626-31. Epub 2012/03/07.		X	Solo positivos y clasificación OMS 2007
19	Kalappanvar NK, VinodKumar CS, Basavarajappa KG, Gouli C, Sanjay D, Chandana R. Clinical Spectrum of Dengue Fever and Dengue like Infection in Children, Central Karnataka, India. <i>Journal of Pure and Applied Microbiology.</i> 2012;6(3):1321-6.		X	No es un estudio de prueba diagnóstica sino que se trata de un estudio descriptivo. No hay grupo control y usa clasificación OMS 2007.
20	Kulkarni MJ, Sarathi V, Bhalla V, Shivpuri D, Acharya U. Clinico-epidemiological profile of children hospitalized with dengue. <i>Indian J Pediatr.</i> 2010 Oct;77(10):1103-7. doi: 10.1007/s12098-010-0202-2. Epub 2010 Oct 2.		X	No es un estudio de prueba diagnóstica. Es una descripción de perfil clínico epidemiológico. El objetivo del estudio no concuerda con el de la presente RSL. Clasificación utilizada oms 2007
21	Lai WP, Chien TW, Lin HJ, Su SB, Chang CH. A screening tool for dengue fever in children. <i>Pediatr Infect Dis J.</i> 2013 Apr;32(4):320-4. doi: 10.1097/INF.0b013e31827e111e. Epub 2012/12/20.		X	Objetivo dista de la revisión

No	Referencia	Aceptado		Razón de exclusión
		SI	NO	
22	Liao J, Foo L, Hennessy E PO-0195 A Prospective Study Of Dengue Fever Presentation In A Child Cohort Archives of Disease in Childhood 2014;99: Suppl 2:A309.		X	No contiene la información necesaria para calcular características operativas
23	Liu JW, Lee IK, Wang L, Chen RF, Yang KD. The usefulness of clinical-practice-based laboratory data in facilitating the diagnosis of dengue illness. Biomed Res Int. 2013;2013:198797. doi: 10.1155/2013/198797. Epub 2013 Dec 19.		X	Población Adultos
24	Mena Lora AJ, Fernandez J, Morales A, Soto Y, Feris-Iglesias J, Brito MO. Disease severity and mortality caused by dengue in a Dominican pediatric population. Am J Trop Med Hyg. 2014 Jan;90(1):169-72. doi: 10.4269/ajtmh.13-0440. Epub 2013 Nov 11.		X	Tipo de estudio, las medidas proporcionadas no permiten nuestros análisis, además objetivos muy distantes del objetivo de la revisión
25	Mittal H, Faridi MM, Arora SK, Patil R. Clinicohematological profile and platelet trends in children with dengue during 2010 epidemic in north India. Indian J Pediatr. 2012 Apr;79(4):467-71. doi: 10.1007/s12098-011-0586-7. Epub 2011 Oct 29.		X	Comparación de evolución de plaquetas durante dos brotes, es decir, el objetivo es distante de aquel de la revisión. No es un estudio de prueba diagnóstica. Es una descripción de perfil clínico hematológico y de plaquetas en niños con dengue
26	Montero-Díaz D, Acosta-Torres J, Oller-Meneses L, Figueroa-Saez JA, Becerra-Fuenteseca D. Combinaciones más frecuentes y características clínicas y de estudios complementarios de pacientes pediátricos con dengue. Rev Cubana Pediatr. 2017;89(2):153-64.		X	Retrospectivo transversal analítico solo describe
27	Mukherjee S, Mitra S, Samanta M, Roy P, Sarkar M, Chatterjee S. Changing clinical profile of Dengue infection: A newer perspective in the pediatric population. Journal of Pediatric Infectious Diseases. 2012;7(1):1-7.		X	Utilizan clasificación de dengue de OMS 1997 en la presentación de los resultados. No es un estudio de prueba diagnóstica
28	Oncog AS, Pondoc J. Clinical and demographic profile of patients with dengue fever admitted in three hospitals in Tagbilaran city. Pediatr Therapeut 2016, 6:4(Suppl) <a href="http://dx.doi.org/10.4172/2161-0665.C1.034">http://dx.doi.org/10.4172/2161-0665.C1.034</a>		X	Solo incluyen los pacientes confirmados por ende no podemos hacer cálculos. Objetivo no concuerda con objetivos de la RSL. No es un estudio de prueba diagnóstica
29	Padankatti S, Elangovan D, Thomas K G116 Profile of Dengue Viral Infection Among Children Treated in a Community Hospital Over One Year and Comparison of Efficacy of NS1 Antigen Assay with Mac-ELISA For Diagnosis of Dengue Archives of Disease in Childhood: Education and Practice Edition. 2013;98 Suppl. 1:A54-A55.		X	Literatura gris que no incluye información necesaria para cálculo de características operativas
30	Pai Jakribettu R, Bolor R, Thaliath A, Yesudasan George S, George T, Ponadka Rai M. Correlation of Clinicohaematological Parameters in Paediatric Dengue: A Retrospective Study. J Trop Med. 2015;2015:647162. doi: 10.1155/2015/647162. Epub 2015 Dec 24.		X	Parámetros hematológicos analizados en torno de la morbimortalidad causada por el dengue
31	Penafiel IM, Del Rosario P. Absence of an early typical clinical sign that predict progression of dengue with warning signs to dengue severe. Pediatric Critical Care Medicine. 2014;15(4 SUPPL. 1):155. doi: 10.1097/01.pcc.0000449413.72633.17		X	Poster, es un estudio descriptivo retrospectivo de revisión de HC, no es estudio de prueba diagnóstica
32	Phakhounthong K, Chaovalit P, Jittamala P, Blacksell SD, Carter MJ, Turner P, et al. Predicting the severity of dengue fever in children on admission based on clinical features and laboratory indicators: application of classification tree analysis. BMC Pediatr. 2018 Mar		X	Se le solicitó al autor la información concerniente a los negativos para dengue por laboratorio y no respondió

No	Referencia	Aceptado		Razón de exclusión
		SI	NO	
	13;18(1):109. doi: 10.1186/s12887-018-1078-y. Epub 2018/03/15.			
33	Pires Neto Rda J, de Sá SL, Pinho SC, Pucci FH, Teófilo CR, Evangelista PD. Dengue infection in children and adolescents: clinical profile in a reference hospital in northeast Brazil. Rev Soc Bras Med Trop. 2013 Nov-Dec;46(6):765-8. doi: 10.1590/0037-8682-1716-2013. Epub 2014/01/30.		X	Utilizan clasificación de dengue de OMS 1997 en la presentación de los resultados
34	Pone SM, Hokerberg YH, de Oliveira Rde V, Daumas RP, Pone TM, Pone MV, et al. Clinical and laboratory signs associated to serious dengue disease in hospitalized children. J Pediatr (Rio J). 2016 Sep-Oct;92(5):464-71. doi: 10.1016/j.jpmed.2015.12.005. Epub 2016 Apr 22.		X	No todos los pacientes fueron confirmados por laboratorio, sino con criterios clínico epidemiológicos y no discrimina resultados según confirmación.
35	Pothapregada S, Kamalakannan B, Thulasingham M, Sampath S. Clinically Profiling Pediatric Patients with Dengue. J Glob Infect Dis. 2016 Jul-Sep;8(3):115-20. doi: 10.4103/0974-777X.188596.		X	No es un estudio de prueba diagnóstica. Describen los síntomas y signos en un grupo de pacientes de la india. No hay comparación entre 2 grupos ni posibilidad de cálculo de sensibilidad o especificidad. Solo incluye casos confirmados para dengue
36	Ramabhata S, Palaniappan S, Hanumantharayappa N, Begum SV. The Clinical and Serological Profile of Pediatric Dengue. Indian J Pediatr. 2017 Dec;84(12):897-901. doi: 10.1007/s12098-017-2423-0. Epub 2017 Sep 8.		X	No hay evaluación de signos ni síntomas y solo incluyen confirmados para dengue
37	Ramos MM, Tomashek KM, Arguello DF, Luxemburger C, Quinones L, Lang J, et al. Early clinical features of dengue infection in Puerto Rico. Transactions of the Royal Society of Tropical Medicine and Hygiene. 2009;103(9):878-84. Epub 2008/12/30.	X		
38	Rodríguez-Acosta RL, Santiago LM, Tomashek KM. Clinical features that differentiate dengue from other febrile illnesses among cases presenting to an acute care facility in a Caribbean endemic area, June 2009 - December 2010. Am J Trop Med and Hyg. 2011;85(6 SUPPL. 1):135.		X	Literatura gris, resumen concluye con clasificación OMS 2007
39	Sahana KS, Sujatha R. Clinical profile of dengue among children according to revised WHO classification: analysis of a 2012 outbreak from Southern India. Indian J Pediatr. 2015 Feb;82(2):109-13. doi: 10.1007/s12098-014-1523-3. Epub 2014 Jul 3.		X	Se evalúa la clasificación más no los signos y síntomas. No es un estudio de prueba diagnóstica sino que hacen un paralelo entre las manifestaciones clínicas y el serotipo – genotipo de dengue. Es un estudio de secuencia de RNA viral. Objetivo no concuerda con objetivos de la RSL.
40	Sreenivasan P, S G, K S. Development of a Prognostic Prediction Model to Determine Severe Dengue in Children. Indian J Pediatr. 2018 Jun;85(6):433-439. doi: 10.1007/s12098-017-2591-y. Epub 2018 Jan 18.		X	Solo incluye positivos dado que quiere evaluar severidad. No es un estudio de prueba diagnóstica.
41	Suppiah J, Ching SM, Amin-Nordin S, Mat-Nor LA, Ahmad-Najimudin NA, Low GK, et al. Clinical manifestations of dengue in relation to dengue serotype and genotype in Malaysia: A retrospective observational study. PLoS Negl Trop Dis. 2018 Sep 18;12(9):e0006817. doi: 10.1371/journal.pntd.0006817. eCollection 2018 Sep. Epub 2018/09/19.		X	Análisis de genotipo, serotipo y demografía de solo los pacientes confirmados. No es un estudio de prueba diagnóstica.

No	Referencia	Aceptado		Razón de exclusión
		SI	NO	
42	Tuan NM, Nhan HT, Chau NV, Hung NT, Tuan HM, Tram TV, et al. Sensitivity and specificity of a novel classifier for the early diagnosis of dengue. PLoS Negl Trop Dis. 2015 Apr 2;9(4):e0003638. doi: 10.1371/journal.pntd.0003638. eCollection 2015 Apr. Epub 2015/04/04.		X	La escala incluye una prueba rápida confirmatoria
43	Yoon IK, Rothman AL, Tannitisupawong D, Srikiatkachorn A, Jarman RG, Aldstadt J, et al. Underrecognized mildly symptomatic viremic dengue virus infections in rural Thai schools and villages. The Journal of infectious diseases. 2012;206(3):389-98. Epub 2012/05/23.		X	No hubo para todos confirmación dx con prueba sino por nexo epidemiológico y fiebre

## Anexo 6 Estudios incluidos en la síntesis cualitativa

Identificación	Referencia
Chen 2018	Chen CH, Huang YC, Kuo KC, Li CC. Clinical features and dynamic ordinary laboratory tests differentiating dengue fever from other febrile illnesses in children. J Microbiol Immunol Infect. 2018 Oct;51(5):614-620. doi: 10.1016/j.jmii.2016.08.018. Epub 2017 Jun 30.
Ramos 2009	Ramos MM, Tomashek KM, Arguello DF, Luxemburger C, Quiñones L, Lang J, et al. Early clinical features of dengue infection in Puerto Rico. Trans R Soc Trop Med Hyg. 2009 Sep;103(9):878-84. doi: 10.1016/j.trstmh.2008.11.009. Epub 2008 Dec 27.
Cavailler 2016	Cavailler P, Tarantola A, Leo YS, Lover AA, Rachline A, Duch M, et al. Early diagnosis of dengue disease severity in a resource-limited Asian country. BMC Infect Dis. 2016 Sep 26;16(1):512.

## Anexo 7 Estudios excluidos de la revisión.

Referencia
Abbasi A, Butt N, Sheikh QH, Bhutto AR, Munir SM, Ahmed SM. Clinical features, diagnostic techniques and management of dual dengue and malaria infection. Journal of the College of Physicians and Surgeons--Pakistan : JCPSP. 2009;19(1):25-9. Epub 2009/01/20.
Abbasi A-u-N. Zika Virus Infection; Vertical Transmission And Foetal Congenital Anomalies. Journal of Ayub Medical College, Abbottabad : JAMC. 2016;28(1):1-2.
Abdalla TM, Karsany MS, Ali AA. Correlation of measles and dengue infection in Kassala, Eastern Sudan. Journal of medical virology. 2015;87(1):76-8. Epub 2014/07/02.
Abdallah TM, Ali AAA, Karsany MS, Adam I. Epidemiology of dengue infections in Kassala, Eastern Sudan. Journal of medical virology. 2012;84(3):500-3.
Abe AHM, Marques SM, Costa PSS. Dengue em crianças: da notificação ao óbito. Rev Paul Pediatr. 2012;30(2):263-71.
Abe AHMMSMCPSS, et al. Dengue in children: From notification to death ORIGINAL (NON-ENGLISH) TITLE Dengue em crianças: Da notificação ao óbito. Revista Paulista de Pediatria. 2012;30(2):263-71.

- Abeynayake JIGSMANK, Author A, Medical R, Institute CSL, Correspondence A, J.I. Abeynayake MRICSL, et al. Laboratory diagnosed dengue among clinically suspected febrile patient-samples at National Dengue Laboratory, Srilanka. *International Journal of Infectious Diseases*. 2016;45 SUPPL. 1:428.
- Abeywardana S, Peiris PJ, Gunasekara AC, Sinhabahu VP. Dengue haemorrhagic fever in a child presenting as encephalitis on day one of fever. *The Ceylon medical journal*. 2012;57(4):177. Epub 2013/01/08.
- Abou Orm S, Jiménez A, Carrozza M, Ochoa H, Herrera F. Tipos del virus dengue identificados en pacientes del Centro Médico Dr. Rafael Guerra Méndez, Valencia, Estado Carabobo, Venezuela. *Bol malariol salud ambient*. 2012;52(1):121-4.
- Abstracts of the 8th European Congress on Tropical Medicine and International Health and 5th Conference of the Scandinavian-Baltic Society for Parasitology AUTHOR ADDRESSES FULL RECORD ENTRY DATE 2014-08-01. *Tropical Medicine and International Health*. 2013;18:2013-09.
- Acharyya AGKBAGMCSGSPM, Author A, Independent Public Health Consultant HI, Department of Medicine BM, College KNI, Department of Medicine CHKI, et al. The dengue fever and its complication: A scenario in a tertiary-level hospital of greater Kolkata. *Annals of Tropical Medicine and Public Health*. 2016;9(2):92-6.
- Ackerman AD, Singhi S. Pediatric infectious diseases: 2009 update for the Rogers' Textbook of Pediatric Intensive Care. *Pediatric critical care medicine : a journal of the Society of Critical Care Medicine and the World Federation of Pediatric Intensive and Critical Care Societies*. 2010;11(1):117-23. Epub 2009/12/17.
- Ackerman AD, Singhi S. Pediatric infectious diseases: 2009 update for the Rogers' Textbook of Pediatric Intensive Care. *Pediatric critical care medicine : a journal of the Society of Critical Care Medicine and the World Federation of Pediatric Intensive and Critical Care Societies*. 2010;11(1):117-23.
- Acosta HF, Bayona MA, Zabaleta TE, Villar LA, Narvaez CF, Rodriguez JA, et al. [Dengue-related hepatic compromise in children from the Huila department of Colombia]. *Revista de salud publica (Bogota, Colombia)*. 2012;14(6):982-92. Epub 2012/10/01. Compromiso hepatico por Dengue en niños del Huila, Colombia.
- Acosta HF, Bayona MA, Zabaleta TE, Villar LA, Narvaez CF, Rodríguez JA, et al. Compromiso hepático por Dengue en niños del Huila, Colombia. *Revista de salud publica (Bogota, Colombia)*. 2012;14(6):81-90.
- Acosta Torres J, Carrión Mendoza R, Camacho Plasencia C, Fernández Núñez M. Neumonitis intersticial descamativa en el paciente pediátrico. *Rev Cubana Pediatr*. 2017;89(2):224-33.
- Adams L, Bello-Pagan M, Lozier M, Ryff KR, Espinet C, Torres J, et al. Update: Ongoing Zika Virus Transmission - Puerto Rico, November 1, 2015-July 7, 2016. *MMWR Morbidity and mortality weekly report*. 2016;65(30):774-9. Epub 2016/08/05.
- Adrizain RSDCA, Author A, Department, of Child Health HSGHUP, Bandung WJI, Correspondence A, et al. Hospital-based surveillance: Accuracy, adequacy, and timeliness of dengue case report in Bandung, West Java, Indonesia of 2015. *Journal of Global Infectious Diseases*. 2018;10(4):201-5.
- Aeinehvand MM, Ibrahim F, Harun SW, Djordjevic I, Hosseini S, Rothan HA, et al. Biosensing enhancement of dengue virus using microballoon mixers on centrifugal microfluidic platforms. *Biosens Bioelectron*. 2015;67:424-30.
- Afreen N, Deeba F, Khan WH, Haider SH, Kazim SN, Ishrat R, et al. Molecular characterization of dengue and chikungunya virus strains circulating in New Delhi, India. *Microbiology and immunology*. 2014;58(12):688-96. Epub 2014/10/28.
- Agarwal A, Vibha D, Srivastava AK, Shukla G, Prasad K. Guillain-Barre syndrome complicating chikungunya virus infection. *Journal of neurovirology*. 2017;23(3):504-7. Epub 2017/02/15.
- Agarwal JP, Bhattacharyya PC, Das SK, Sharma M, Gupta M. Dengue encephalitis. *The Southeast Asian journal of tropical medicine and public health*. 2009;40(1):54-5.
- Agarwal JSSMSSKPSM, Author A, Lucknow I, Correspondence A, J. Agarwal LI, Full Record Entry D. A study on chikungunya virus infection in north India. *Clinical Microbiology and Infection*. 2011;17 SUPPL. 4:S253.
- Agarwal SRSASHRAMP, Author A, Rainbow C, Hospital PHOHI, Correspondence A, S. Agarwal RCHPHO, et al. Hemophagocytic lymphohistiocytosis syndrome : A tertiary care centre experience from South India. *Pediatric Blood and Cancer*. 2016;63 Supplement 3:S160.
- Aggarwal A, Nimber JS. Dengue fever-associated catatonia. *The Journal of neuropsychiatry and clinical neurosciences*. 2015;27(1):e66-7. Epub 2015/02/27.
- Aguiar M, Stollenwerk N, Halstead SB. The Impact of the Newly Licensed Dengue Vaccine in Endemic Countries. *PLoS neglected tropical diseases*. 2016;10(12):e0005179. Epub 2016/12/22.
- Ahmad AKIA, Author A, Paediatrics JNMC, Hospital A, Muslim University AI, Correspondence A, et al. A comparative analysis of concurrent malaria and dengue infection with either infection alone. *Archives of disease in childhood*. 2018;103 Supplement 1:A26.
- Ahmad S, Dhar M, Mittal G, Bhat NK, Shirazi N, Kalra V, et al. A comparative hospital-based observational study of mono- and co-infections of malaria, dengue virus and scrub typhus causing acute undifferentiated fever. *European journal of clinical microbiology & infectious diseases : official publication of the European Society of Clinical Microbiology*. 2016;35(4):705-11. Epub 2016/02/08.
- Ahmed A, Alvi AH, Butt A, Nawaz AA, Hanif A. Assessment of Dengue fever severity through liver function tests. *Journal of the College of Physicians and Surgeons--Pakistan : JCPSP*. 2014;24(9):640-4.

Ahmed FUMCBSJDHSMZRHMS, Author A, Department of Paediatrics CMC, Chittagong B, Correspondence A, F.U. Ahmed DoPCMC, et al. Dengue and dengue haemorrhagic fever in children during the 2000 outbreak in Chittagong, Bangladesh. *Dengue Bulletin*. 2001;25:33-9.

Ahmed MM. Clinical profile of dengue fever infection in King Abdul Aziz University Hospital Saudi Arabia. *Journal of infection in developing countries*. 2010;4(8):503-10. Epub 2010/09/08.

Ahmed S, Mohammad WW, Hamid F, Akhter A, Afzal RK, Mahmood A. The 2011 dengue haemorrhagic fever outbreak in Lahore - an account of clinical parameters and pattern of haemorrhagic complications. *Journal of the College of Physicians and Surgeons--Pakistan : JCPSP*. 2013;23(7):463-7. Epub 2013/07/05.

Ai J, Xie Z, Liu G, Chen Z, Yang Y, Li Y, et al. Etiology and prognosis of acute viral encephalitis and meningitis in Chinese children: a multicentre prospective study. *BMC infectious diseases*. 2017;17(1):494. Epub 2017/07/15.

Akech S, Ledermann H, Maitland K. Choice of fluids for resuscitation in children with severe infection and shock: systematic review. *BMJ (Clinical research ed)*. 2010;341:c4416. Epub 2010/09/04.

Akilan R, Vidya R, Roopa N. Perception of mothers of beneficiaries regarding a rural community based hearing screening service. *International journal of pediatric otorhinolaryngology*. 2014;78(12):2083-8.

Akilan R, Vidya R, Roopa N. Perception of 'mothers of beneficiaries' regarding a rural community based hearing screening service. *International journal of pediatric otorhinolaryngology*. 2014;78(12):2083-8. Epub 2014/10/08.

Al Awaidy ST, Al Obeidani I, Bawikar S, Al Mahrouqi S, Al Busaidy SS, Al Baqlani S, et al. Dengue epidemiological trend in Oman: a 13-year national surveillance and strategic proposition of imported cases. *Tropical doctor*. 2014;44(4):190-5. Epub 2014/07/06.

Alagarasu K, Bachal RV, Memane RS, Shah PS, Cecilia D. Polymorphisms in RNA sensing toll like receptor genes and its association with clinical outcomes of dengue virus infection. *Immunobiology*. 2015;220(1):164-8. Epub 2014/12/03.

Alagarasu K, Bachal RV, Shah PS, Cecilia D. Profile of killer cell immunoglobulin-like receptor and its human leucocyte antigen ligands in dengue-infected patients from Western India. *International journal of immunogenetics*. 2015;42(6):432-8. Epub 2015/09/20.

Alagarasu K, Mulay AP, Sarikhani M, Rashmika D, Shah PS, Cecilia D. Profile of human leukocyte antigen class I alleles in patients with dengue infection from Western India. *Human immunology*. 2013;74(12):1624-8. Epub 2013/08/27.

Al-Aubaidi Z. MR-skannings rolle i den præoperative vurdering af multifokale muskuloskeletale infektioner hos børn. *Ugeskr Laeger*. 2011;173(15):1126-7.

Alberer M, Wendeborn M, Löscher T, Seilmaier M. Erkrankungen bei Flüchtlingen und Asylbewerbern: Daten von drei verschiedenen medizinischen Einrichtungen im Raum München aus den Jahren 2014 und 2015. *Dtsch Med Wochenschr*. 2016;141(1):e8-15.

Albuquerque LM, Trugilho MR, Chapeaurouge A, Jurgilas PB, Bozza PT, Bozza FA, et al. Two-dimensional difference gel electrophoresis (DiGE) analysis of plasmas from dengue fever patients. *Journal of proteome research*. 2009;8(12):5431-41. Epub 2009/10/23.

Albuquerque PLMM, Silva Júnior GB, Diógenes SS, Silva HF. Dengue and aplastic anemia--a rare association. *Travel medicine and infectious disease*. 2009;7(2):118-20.

Aldama Negrete AF, Montiel Jarolín D, Real R. Mortalidad en pacientes con dengue en la epidemia 2012-2013. *Rev Nac (Itauguá)*. 2015;7(1):17-23.

Alejandria MM. Dengue haemorrhagic fever or dengue shock syndrome in children. *BMJ clinical evidence*. 2015;2015. Epub 2015/04/11.

Alera MT, Srikiatkachorn A, Velasco JM, Tac-An IA, Lago CB, Clapham HE, et al. Incidence of Dengue Virus Infection in Adults and Children in a Prospective Longitudinal Cohort in the Philippines. *PLoS neglected tropical diseases*. 2016;10(2):e0004337. Epub 2016/02/06.

Alera MT, Velasco JM, Ypil-Cardenas CA, Jarman RG, Nisalak AN, Thaisomboonsuk B, et al. Hospital-based surveillance of Japanese encephalitis at a tertiary hospital in Manila. *The Southeast Asian journal of tropical medicine and public health*. 2013;44(5):791-8. Epub 2014/01/21.

Alexander N, Balmaseda A, Coelho IC, Dimaano E, Hien TT, Hung NT, et al. Multicentre prospective study on dengue classification in four South-east Asian and three Latin American countries. *Tropical medicine & international health : TM & IH*. 2011;16(8):936-48. Epub 2011/06/01.

Ali F, Saleem T, Khalid U, Mehmood SF, Jamil B. Crimean-Congo hemorrhagic fever in a dengue-endemic region: lessons for the future. *Journal of infection in developing countries*. 2010;4(7):459-63. Epub 2010/09/08.

Ali WHBMSS, Author A, Kemu MHL, Kemu LWHL, Department Community Medicine/Biostat IPHLP, Correspondence A, et al. Abdominal pain: A common presentation of dengue fever. *Medical Forum Monthly*. 2012;23(4):33-5.

Alice V, Cheong BM. Early central nervous system involvement in a young patient with dengue encephalitis. *The Medical journal of Malaysia*. 2016;71(1):41-3. Epub 2016/05/01.

Al-Lawati ZH, Hariadi NI, Gilsdorf JR. Fever and abdominal pain in a 5-year-old traveler. *Clin Pediatr (Phila)*. 2012;51(6):602-5.

Allwinn R. Significant increase in travel-associated dengue fever in Germany. *Medical microbiology and immunology*. 2011;200(3):155-9.

- Almeida-Nunes J, Marcilio I, Oliveira MS, Goncalves EM, Batista MV, Mendrone A, et al. Hospital-Acquired Vector-Transmitted Dengue Fever: An Overlooked Problem? *Infection control and hospital epidemiology*. 2016;37(11):1387-9. Epub 2016/10/22.
- Alonso Formento E, Martínez Oviedo A, Martínez Burgui JA, Calpe Gil MJ. Dengue: diagnóstico diferencial del síndrome febril en el viajero. *Emergencias (Sant Vicenç dels Horts)*. 2010;22(3):203-5.
- Alvarado LIGIECVSD, Author A, Hospital Episcopal S, Lucas PPR, Correspondence A, L.I. Alvarado HESLPPR, et al. Dengue fever during the 2005 and 2007 epidemics in Puerto Rico: Experience of a tertiary level hospital. *American journal of tropical medicine and hygiene*. 2011;85(6 SUPPL. 1):401-2.
- Alvarado LIGYM-JJLXLDTKMAMLNJHE, Author A, Ponce School of M, Health Sciences SLsE, Hospital PPR, Dengue Branch DoV-BDCfD, et al. Co-infection with dengue and respiratory viruses among children with acute febrile illness, Puerto Rico. *American journal of tropical medicine and hygiene*. 2013;89(5 SUPPL. 1):186.
- Alvarado LIVJSETMRNVLPJVV, Author A, Hospital Episcopal San Lucas PPR, Correspondence A, L.I. Alvarado HESLPPR, Full Record Entry D. Contributing factor of asthma for developing severe dengue. *Journal of Allergy and Clinical Immunology*. 2017;139(2 Supplement 1):AB7.
- Alves MJ, Fernandes PL, Amaro F, Osorio H, Luz T, Parreira P, et al. Clinical presentation and laboratory findings for the first autochthonous cases of dengue fever in Madeira island, Portugal, October 2012. *Euro surveillance : bulletin Europeen sur les maladies transmissibles = European communicable disease bulletin*. 2013;18(6). Epub 2013/02/16.
- Alvis-Guzman N, Rodriguez-Barreto H, Mattar-Velilla S. Dengue in an area of the Colombian Caribbean. *Colombia medica (Cali, Colombia)*. 2015;46(1):3-7. Epub 2015/05/29.
- Amancio FF, Heringer TP, de Oliveira Cda C, Fassy LB, de Carvalho FB, Oliveira DP, et al. Clinical Profiles and Factors Associated with Death in Adults with Dengue Admitted to Intensive Care Units, Minas Gerais, Brazil. *PLoS one*. 2015;10(6):e0129046. Epub 2015/06/20.
- Amancio FF, Pereira MA, Iani FC, D'Anunciacao L, de Almeida JL, Soares JA, et al. Fatal outcome of infection by dengue 4 in a patient with thrombocytopenic purpura as a comorbid condition in Brazil. *Revista do Instituto de Medicina Tropical de Sao Paulo*. 2014;56(3):267-70. Epub 2014/06/01.
- Amat F, Henquell C, Verdan M, Roszyk L, Mulliez A, Labbé A. Predicting the severity of acute bronchiolitis in infants: should we use a clinical score or a biomarker? *Journal of medical virology*. 2014;86(11):1944-52.
- Anamul Haque FMTS, Author A, Institute of C, Mother H, Matuail DB, Ai PIED, et al. Recent update on management of pregnancy with ZIKA virus infection. *Bangladesh Journal of Obstetrics and Gynecology*. 2016;31(1):40-5.
- Anaya JM, Rodriguez Y, Monsalve DM, Vega D, Ojeda E, Gonzalez-Bravo D, et al. A comprehensive analysis and immunobiology of autoimmune neurological syndromes during the Zika virus outbreak in Cucuta, Colombia. *Journal of autoimmunity*. 2017;77:123-38. Epub 2017/01/08.
- Anders KL, Nga le H, Thuy NT, Ngoc TV, Tam CT, Tai LT, et al. Households as foci for dengue transmission in highly urban Vietnam. *PLoS neglected tropical diseases*. 2015;9(2):e0003528. Epub 2015/02/14.
- Anders KL, Nguyen NM, Van Thuy NT, Hieu NT, Nguyen HL, Hong Tham NT, et al. A birth cohort study of viral infections in Vietnamese infants and children: study design, methods and characteristics of the cohort. *BMC public health*. 2013;13:937. Epub 2013/10/10.
- Anders KL, Nguyet NM, Chau NV, Hung NT, Thuy TT, Lien le B, et al. Epidemiological factors associated with dengue shock syndrome and mortality in hospitalized dengue patients in Ho Chi Minh City, Vietnam. *The American journal of tropical medicine and hygiene*. 2011;84(1):127-34. Epub 2011/01/08.
- Anders KL, Nguyet NM, Quyen NTH, Ngoc TV, Tram TV, Gan TT, et al. An evaluation of dried blood spots and oral swabs as alternative specimens for the diagnosis of dengue and screening for past dengue virus exposure. *The American journal of tropical medicine and hygiene*. 2012;87(1):165-70.
- Anderson KB, Gibbons RV, Cummings DA, Nisalak A, Green S, Libraty DH, et al. A shorter time interval between first and second dengue infections is associated with protection from clinical illness in a school-based cohort in Thailand. *The Journal of infectious diseases*. 2014;209(3):360-8. Epub 2013/08/22.
- Anderson KB, Gibbons RV, Thomas SJ, Rothman AL, Nisalak A, Berkelman RL, et al. Preexisting Japanese encephalitis virus neutralizing antibodies and increased symptomatic dengue illness in a school-based cohort in Thailand. *PLoS neglected tropical diseases*. 2011;5(10):e1311. Epub 2011/10/13.
- Andrews MA, Ittyachen AM. Aetiology of acute febrile illness: a multicentre study from the province of Kerala in southern India. *Tropical doctor*. 2018;48(4):322-5. Epub 2018/08/22.
- Andriamandimby SF, Heraud J-M, Randrianasolo L, Rafisandratansoa JT, Andriamamonjy S, Richard V. Dried-blood spots: a cost-effective field method for the detection of Chikungunya virus circulation in remote areas. *PLoS neglected tropical diseases*. 2013;7(7):e2339-e.
- Andries AC, Duong V, Cappelle J, Ong S, Kerleguer A, Ly S, et al. Proteinuria during dengue fever in children. *International journal of infectious diseases : IJID : official publication of the International Society for Infectious Diseases*. 2017;55:38-44. Epub 2017/01/04.
- Andries AC, Duong V, Ly S, Cappelle J, Kim KS, Lorn Try P, et al. Value of Routine Dengue Diagnostic Tests in Urine and Saliva Specimens. *PLoS neglected tropical diseases*. 2015;9(9):e0004100. Epub 2015/09/26.

- 
- Andries AC, Duong V, Ngan C, Ong S, Huy R, Sroin KK, et al. Field evaluation and impact on clinical management of a rapid diagnostic kit that detects dengue NS1, IgM and IgG. *PLoS neglected tropical diseases*. 2012;6(12):e1993. Epub 2013/01/10.
- 
- Anga G, Barnabas R, Kaminiel O, Tefuarani N, Vince J, Ripa P, et al. The aetiology, clinical presentations and outcome of febrile encephalopathy in children in Papua New Guinea. *Annals of tropical paediatrics*. 2010;30(2):109-18. Epub 2010/06/05.
- 
- Appanna R, Ponnampalavanar S, Lum Chai See L, Sekaran SD. Susceptible and protective HLA class 1 alleles against dengue fever and dengue hemorrhagic fever patients in a Malaysian population. *PloS one*. 2010;5(9). Epub 2010/10/12.
- 
- Aragao RE, Barreira IM, Lima LN, Rabelo LP, Pereira FB. [Bilateral optic neuritis after dengue viral infection: case report]. *Arquivos brasileiros de oftalmologia*. 2010;73(2):175-8. Epub 2010/06/16. Neurite optica bilateral apos infeccao viral por dengue: relato de casos.
- 
- Aragão REMd, Barreira IMA, Lima LNC, Rabelo LP, Pereira FBA. Neurite óptica bilateral após infecção viral por dengue: relato de casos. *Arquivos brasileiros de oftalmologia*. 2010;73(2):175-8.
- 
- Araujo FM, Araujo MS, Nogueira RM, Brilhante RS, Oliveira DN, Rocha MF, et al. Central nervous system involvement in dengue: a study in fatal cases from a dengue endemic area. *Neurology*. 2012;78(10):736-42. Epub 2012/02/24.
- 
- Araújo FMC, Brilhante RSN, Cavalcanti LPG, Rocha MFG, Cordeiro RA, Perdigão ACB, et al. Detection of the dengue non-structural 1 antigen in cerebral spinal fluid samples using a commercially available enzyme-linked immunosorbent assay. *Journal of virological methods*. 2011;177(1):128-31.
- 
- Araujo SA, Moreira DR, Veloso JM, Silva JO, Barros VL, Nobre V. Fatal Staphylococcal infection following classic Dengue fever. *The American journal of tropical medicine and hygiene*. 2010;83(3):679-82. Epub 2010/09/03.
- 
- Arellanos-Soto D, V BdlC, Mendoza-Tavera N, Ramos-Jimenez J, Cazares-Tamez R, Ortega-Soto A, et al. Constant risk of dengue virus infection by blood transfusion in an endemic area in Mexico. *Transfusion medicine (Oxford, England)*. 2015;25(2):122-4. Epub 2015/04/17.
- 
- Arismendi-Morillo G, Mauriello-Rivas C, Maldonado-Reverol M, Fernández-Abreu M, Larreal M, Torres-Nava G, et al. Correlación clínico-patológica en casos fatales de dengue en Maracaibo, Venezuela. *Revista cubana de medicina tropical*. 2011;63(1):44-51.
- 
- Arismendi-Morillo G, Mauriello-Rivas C, Maldonado-Reverol M, Fernandez-Abreu M, Larreal M, Torres-Nava VG, et al. [Clinical and pathological correlation in fatal dengue cases found in Maracaibo, Venezuela]. *Revista cubana de medicina tropical*. 2011;63(1):44-51. Epub 2011/01/01. Correlacion clinico-patologica en casos fatales de dengue en Maracaibo, Venezuela.
- 
- Armangué T, Portolani N, Coll F, Tobeña M, Moraga-Llop FA. Dengue. Una enfermedad emergente también en nuestro medio. *Pediatr catalan*. 2009;69(5):250-3.
- 
- Armien B, Pascale JM, Muñoz C, Mariñas J, Núñez H, Herrera M, et al. Hantavirus fever without pulmonary syndrome in Panama. *The American journal of tropical medicine and hygiene*. 2013;89(3):489-94.
- 
- Aroor S, Kumar S, Mundkur S, Kumar M. Hemolytic uremic syndrome associated with Dengue fever in an adolescent girl. *Indian journal of pediatrics*. 2014;81(12):1397-8.
- 
- Arora SKAAMH, Author A, Department, of Pediatrics UCoMSAGT, Bahadur Hospital VNDI, Correspondence A, et al. Dengue encephalitis in children. *Journal of Neurosciences in Rural Practice*. 2012;3(2):228-9.
- 
- Arosteguí J, Ledogar RJ, Coloma J, Hernández-Alvarez C, Suazo-Laguna H, Cárcamo A, et al. The Camino Verde intervention in Nicaragua, 2004-2012. *BMC public health*. 2017;17(Suppl 1):406-.
- 
- Arragain L, Dupont-Rouzeyrol M, O'Connor O, Sigur N, Grangeon JP, Huguon E, et al. Vertical Transmission of Dengue Virus in the Peripartum Period and Viral Kinetics in Newborns and Breast Milk: New Data. *Journal of the Pediatric Infectious Diseases Society*. 2017;6(4):324-31. Epub 2016/10/21.
- 
- Arredondo-Garcia JL, Hadinegoro SR, Reynales H, Chua MN, Rivera Medina DM, Chotpitayasunondh T, et al. Four-year safety follow-up of the tetravalent dengue vaccine efficacy randomized controlled trials in Asia and Latin America. *Clinical microbiology and infection : the official publication of the European Society of Clinical Microbiology and Infectious Diseases*. 2018;24(7):755-63. Epub 2018/02/07.
- 
- Arroyave E, Londoño AF, Quintero JC, Agudelo-Florez P, Arboleda M, Diaz FJ, et al. [Etiology and epidemiological characterization of non-malarial febrile syndrome in three municipalities of Uraba (Antioquia), Colombia]. *Biomedica : revista del Instituto Nacional de Salud*. 2013;33 Suppl 1:99-107. Epub 2014/03/22. Etiología y caracterización epidemiológica del síndrome febril no palúdico en tres municipios del Uraba antioqueño, Colombia.
- 
- Arroyave E, Londoño AF, Quintero JC, Agudelo-Flórez P, Arboleda M, Díaz FJ, et al. Etiología y caracterización epidemiológica del síndrome febril no palúdico en tres municipios del Urabá antioqueño, Colombia. *Biomedica : revista del Instituto Nacional de Salud*. 2013;33(supl.1):99-107.
- 
- Arteaga-Livias K, Bonilla-Crispin A, Panduro-Correa V, Martinez-Enriquez C, Damaso-Mata B. [Dengue in a newborn]. *Revista chilena de infectologia : organo oficial de la Sociedad Chilena de Infectologia*. 2017;34(5):494-8. Epub 2018/03/01. Dengue en un neonato.
- 
- Arunachalam N, Tyagi BK, Samuel M, Krishnamoorthi R, Manavalan R, Tewari SC, et al. Community-based control of *Aedes aegypti* by adoption of eco-health methods in Chennai City, India. *Pathog Glob Health*. 2012;106(8):488-96.
-

- Arunkumar G, Author A, Manipal Centre for Virus R, Manipal University I, Correspondence A, G. Arunkumar MCFVRMUI, et al. Following the tracks of kysanur forest disease (KFD) in India. *VirusDisease*. 2018;29(2):224.
- Arunkumar GHSSSDASSNJAAJSPGACHMGDR, Author A, Manipal University UKI, Centers for Disease C, Prevention, New Delhi I, et al. Redrawing the boundaries of kysanur forest disease (KFD) in India-early results of ghsa-supported acute febrile illness surveillance. *American journal of tropical medicine and hygiene*. 2016;95(5 Supplement 1):201.
- Arya SC, Agarwal N, Chen LH, Wilson ME. Travel-associated dengue infections in the United States, 1996 to 2005. *Letter 2*
- Arya SC, Agarwal N, Parikh SC. Detection of dengue NS1 antigen, alongside IgM plus IgG and concurrent platelet enumeration during an outbreak. *Asian Pacific journal of tropical medicine*. 2011;4(8):672-.
- Arya SC, Agarwal N, Parikh SC. Usefulness of detection of dengue NS1 antigen alongside IgM plus IgG, and concurrent platelet enumeration during an outbreak. *Transactions of the Royal Society of Tropical Medicine and Hygiene*. 2011;105(6):358-9.
- Arya SC, Agarwal N. Dengue and concurrent urinary infection in a tertiary care hospital in Delhi. *Transactions of the Royal Society of Tropical Medicine and Hygiene*. 2009;103(6):642-3.
- Arya SC, Agarwal N. Seroprevalence of dengue virus antibodies in healthy Jamaicans. *Hum Antibodies*. 2010;19(1):27; author reply 9-30.
- Arya SC, Agarwal N. Thrombocytopenia progression in dengue cases during the 2010 outbreak in Indian capital metropolis. *Platelets*. 2011;22(6):476-7.
- Askling HH, Lesko B, Vene S, Berndtson A, Bjorkman P, Blackberg J, et al. Serologic analysis of returned travelers with fever, Sweden. *Emerging infectious diseases*. 2009;15(11):1805-8. Epub 2009/11/07.
- Assaf SA, Benirschke K, Chmait RH. Spontaneous twin anemia-polycythemia sequence complicated by recipient placental vascular thrombosis and hydrops fetalis. *J Matern Fetal Neonatal Med*. 2011;24(3):549-52.
- Assir MZ, Ahmad HI, Masood MA, Kamran U, Yusuf NW. Deaths due to dengue fever at a tertiary care hospital in Lahore, Pakistan. *Scandinavian journal of infectious diseases*. 2014;46(4):303-9. Epub 2014/02/05.
- Assir MZ, Masood MA, Ahmad HI. Concurrent dengue and malaria infection in Lahore, Pakistan during the 2012 dengue outbreak. *International journal of infectious diseases : IJID : official publication of the International Society for Infectious Diseases*. 2014;18:41-6. Epub 2013/11/05.
- Attatippaholkun WPPNAKS, Author A, Department o, Clinical Chemistry FoMTMU, Bangkok T, Department of Virology USAMCAF, et al. Evolutionary relationship of 5'-untranslated regions among Thai dengue-3 viruses, Bangkok isolates, during 24 year-evolution. *Asian Pacific journal of tropical medicine*. 2015;8(3):176-84.
- Aubry M, Roche C, Dupont-Rouzeyrol M, Aaskov J, Viallon J, Marfel M, et al. Use of serum and blood samples on filter paper to improve the surveillance of Dengue in Pacific Island Countries. *Journal of clinical virology : the official publication of the Pan American Society for Clinical Virology*. 2012;55(1):23-9.
- Aurpibul L, Khumlue P, Issaranggoon na ayuthaya S, Oberdorfer P. Dengue shock syndrome in an infant. *BMJ case reports*. 2014;2014. Epub 2014/07/31.
- Avendano-Tamayo E, Campo O, Chacon-Duque JC, Ramirez R, Rojas W, Agudelo-Florez P, et al. [Variants in the TNFA, IL6 and IFNG genes are associated with the dengue severity in a sample from Colombian population]. *Biomedica : revista del Instituto Nacional de Salud*. 2017;37(4):486-97. Epub 2018/01/27.
- Ayorinde AF, Oyeyiga AM, Nosegbe NO, Folarin OA. A survey of malaria and some arboviral infections among suspected febrile patients visiting a health centre in Simawa, Ogun State, Nigeria. *Journal of infection and public health*. 2016;9(1):52-9. Epub 2015/08/11.
- Azeredo EL, Neves-Souza PC, Alvarenga AR, Reis SR, Torrentes-Carvalho A, Zagne SM, et al. Differential regulation of toll-like receptor-2, toll-like receptor-4, CD16 and human leucocyte antigen-DR on peripheral blood monocytes during mild and severe dengue fever. *Immunology*. 2010;130(2):202-16. Epub 2010/02/02.
- Azevedo MB, Coutinho MSC, Silva MAD, Arduini DB, Lima JDV, Monteiro R, et al. Neurologic manifestations in emerging arboviral diseases in Rio de Janeiro City, Brazil, 2015-2016. *Revista da Sociedade Brasileira de Medicina Tropical*. 2018;51(3):347-51. Epub 2018/07/05.
- Azim A, Sahoo JN, Baronia AK, Gurjar M, Singh RK, Poddar B, et al. Severe dengue with massive pleural effusion requiring urgent intercostal chest tube drainage: a case report. *The American journal of emergency medicine*. 2012;30(2):389 e1-2. Epub 2011/03/01.
- Aziz H, Zia A, Anwer A, Aziz M, Fatima S, Faheem M. Zika virus: Global health challenge, threat and current situation. *Journal of medical virology*. 2017;89(6):943-51. Epub 2016/11/20.
- Azmin S, Sahathevan R, Suehazlyn Z, Law ZK, Rabani R, Nafisah WY, et al. Post-dengue parkinsonism. *BMC infectious diseases*. 2013;13:179-.
- Baba M, Logue CH, Oderinde B, Abdulmaleek H, Williams J, Lewis J, et al. Evidence of arbovirus co-infection in suspected febrile malaria and typhoid patients in Nigeria. *Journal of infection in developing countries*. 2013;7(1):51-9. Epub 2013/01/18.
- Bachal R, Alagarasu K, Singh A, Salunke A, Shah P, Cecilia D. Higher levels of dengue-virus-specific IgG and IgA during pre-defervescence associated with primary dengue hemorrhagic fever. *Archives of virology*. 2015;160(10):2435-43.

- Badillo R, Mantilla JC, Pradilla G. [Human rabies encephalitis by a vampire bat bite in an urban area of Colombia]. *Biomedica : revista del Instituto Nacional de Salud*. 2009;29(2):191-203. Epub 2010/02/05. Encefalitis rabica humana por mordedura de murciélago en un area urbana de Colombia.
- Badillo R, Mantilla JC, Pradilla G. Encefalitis rábica humana por mordedura de murciélago en un área urbana de Colombia. *Biomedica : revista del Instituto Nacional de Salud*. 2009;29(2):191-203.
- Badreddine S, Al-Dhaheri F, Al-Dabbagh A, Al-Amoudi A, Al-Ammari M, Elatassi N, et al. Dengue fever. Clinical features of 567 consecutive patients admitted to a tertiary care center in Saudi Arabia. *Saudi medical journal*. 2017;38(10):1025-33. Epub 2017/09/17.
- Badurdeen S, Valladares DB, Farrar J, Gozzer E, Kroeger A, Kuswara N, et al. Sharing experiences: towards an evidence based model of dengue surveillance and outbreak response in Latin America and Asia. *BMC public health*. 2013;13:607. Epub 2013/06/27.
- Badve SV, Patil S, Rathod NM, Jumrani CK. Dengue Fever and Takotsubo Cardiomyopathy. *The Journal of the Association of Physicians of India*. 2015;63(7):67-70.
- Bahl A, Bakhshi S. Dengue Fever in patients with pediatric malignancy on chemotherapy: a concern in tropical countries. *Pediatr Blood Cancer*. 2011;57(7):1249-50.
- Balasubramanian S, Ramachandran B, Amperayani S. Dengue viral infection in children: a perspective. *Archives of disease in childhood*. 2012;97(10):907-12. Epub 2012/07/19.
- Balcázar Rincón LE, Ramírez Alcántara YL. Dengue neonatal: a propósito de un caso. *Pediatr aten prim*. 2016;18(72):e217-e21.
- Bale JF. Emerging viral infections. *Semin Pediatr Neurol*. 2012;19(3):152-7.
- Balmaseda A, Gordon A, Gresh L, Ojeda S, Saborio S, Tellez Y, et al. Clinical Attack Rate of Chikungunya in a Cohort of Nicaraguan Children. *The American journal of tropical medicine and hygiene*. 2016;94(2):397-9. Epub 2015/12/09.
- Balmaseda A, Stettler K, Medialdea-Carrera R, Collado D, Jin X, Zambrana JV, et al. Antibody-based assay discriminates Zika virus infection from other flaviviruses. *Proceedings of the National Academy of Sciences of the United States of America*. 2017;114(31):8384-9. Epub 2017/07/19.
- Bande G, Hetzel MW, Iga J, Barnadas C, Mueller I, Siba PM, et al. An investigation into febrile illnesses of unknown aetiology in Wipim, Papua New Guinea. *Papua and New Guinea medical journal*. 2014;57(1-4):52-8. Epub 2014/03/01.
- Banerjee J, Roy MM, Bhojani S, Emcy N. Speikinder: Wenn Babys nach den Mahlzeiten spucken. *Praxis (Bern 1994)*. 2010;99(22):1361-3.
- Barbério GS. Identificação do biomarcador NS1 na saliva como diagnóstico da dengue. 2013:98-.
- Barniol J, Gaczowski R, Barbato EV, da Cunha RV, Salgado D, Martinez E, et al. Usefulness and applicability of the revised dengue case classification by disease: multi-centre study in 18 countries. *BMC infectious diseases*. 2011;11:106. Epub 2011/04/23.
- Barrantes TRJBMRALJBHCGSE, Author A, Hospital San Vicente de Paul CR, Correspondence A, T. Barrantes HSVdPCR, Full Record Entry D. Creating a model of integrated surveillance for vaccine-preventable diseases: The costa rican experience. *American Journal of Epidemiology*. 2011;173 SUPPL. 11:S28.
- Barreira LAC, Machado AM, Aquino VH, Badra SJ, Figueiredo LTM. Padronização e uso de um método imunoenzimático que utiliza células infectadas como antígeno no diagnóstico rotineiro do dengue. *Revista da Sociedade Brasileira de Medicina Tropical*. 2010;43(3):268-71.
- Barrientos-Arenas E, Henao-Garcia V, Giraldo DM, Cardona MM, Urcuqui-Inchima S, Castano JC, et al. [Modulation of high-density lipoprotein and cytokine IL-1beta and IL-6 levels in patients with dengue]. *Revista peruana de medicina experimental y salud publica*. 2018;35(1):15-24. Epub 2018/06/21. Modulacion de los niveles de lipoproteinas de alta densidad y las citoquinas IL-1beta e IL-6 en pacientes con dengue.
- Baruah K, Singh PK, Mohalia MM, Dhariwal AC. A study on dengue outbreak during 2009 in Bhopal and Indore districts of Madhya Pradesh, India. *The Journal of communicable diseases*. 2010;42(4):273-9. Epub 2010/12/01.
- Baskar DADMJDRVK, Author A, Department of G, Medicine JIoPMEa, Research PI, Department of Microbiology J, et al. Antibodies to Zika virus, Campylobacter jejuni and gangliosides in Guillain-Barre syndrome: A prospective single-center study from southern India. *Neurology India*. 2018;66(5):1324-31.
- Bastos CM, Avila OP, Umpierre RN, Faccini LS, Gonçalves MR, Harzheim E. Microcefalia e Zika Vírus: características e associações. *Rev bras med fam comunidade*. 2016;11(38):1-10.
- Bastos MS, Lessa N, Naveca FG, Monte RL, Braga WS, Figueiredo LT, et al. Detection of Herpesvirus, Enterovirus, and Arbovirus infection in patients with suspected central nervous system viral infection in the Western Brazilian Amazon. *Journal of medical virology*. 2014;86(9):1522-7. Epub 2014/04/25.
- Basu R, Tumban E. Zika Virus on a Spreading Spree: what we now know that was unknown in the 1950s. *Virology journal*. 2016;13(1):165-.
- Basuki PS, Budiyanto, Puspitasari D, Husada D, Darmowandowo W, Ismoedijanto, et al. Application of revised dengue classification criteria as a severity marker of dengue viral infection in Indonesia. *The Southeast Asian journal of tropical medicine and public health*. 2010;41(5):1088-94. Epub 2010/11/16.
- Basurko C, Carles G, Youssef M, Guindi WE. Maternal and fetal consequences of dengue fever during pregnancy. *European journal of obstetrics, gynecology, and reproductive biology*. 2009;147(1):29-32. Epub 2009/07/28.

- Bauer K, Esquilin IO, Cornier AS, Thomas SJ, Quintero Del Rio AI, Bertran-Pasarell J, et al. A Phase II, Randomized, Safety and Immunogenicity Trial of a Re-Derived, Live-Attenuated Dengue Virus Vaccine in Healthy Children and Adults Living in Puerto Rico. *The American journal of tropical medicine and hygiene*. 2015;93(3):441-53. Epub 2015/07/16.
- Bäumler M. Welche nicht-klinischen Faktoren beeinflussen den Einsatz innovativer Implantate? Das Beispiel medikamentenfreisetzungender Koronarstents bei Patienten mit akutem Myokardinfarkt: Eine Mehrebenen-Regressionsanalyse. *Gesundheitswesen*. 2013;75(12):822-31.
- Beatty ME, Stone A, Fitzsimons DW, Hanna JN, Lam SK, Vong S, et al. Best practices in dengue surveillance: a report from the Asia-Pacific and Americas Dengue Prevention Boards. *PLoS neglected tropical diseases*. 2010;4(11):e890-e.
- Becerra A, Warke RV, Xhaja K, Evans B, Evans J, Martin K, et al. Increased activity of indoleamine 2,3-dioxygenase in serum from acutely infected dengue patients linked to gamma interferon antiviral function. *The Journal of general virology*. 2009;90(Pt 4):810-7. Epub 2009/03/07.
- Becher T. "Mein Kind dreht immer so den Kopf ...!" Sandifer-syndrom--mehr als nur eine Rarität. *Kinderkrankenschwester*. 2011;30(4):153-6.
- Becker M, De Bastiani MA, Parisi MM, Guma FT, Markoski MM, Castro MA, et al. Integrated Transcriptomics Establish Macrophage Polarization Signatures and have Potential Applications for Clinical Health and Disease. *Scientific reports*. 2015;5:13351. Epub 2015/08/26.
- Beckett CG, Tjaden J, Burgess T, Danko JR, Tamminga C, Simmons M, et al. Evaluation of a prototype dengue-1 DNA vaccine in a Phase 1 clinical trial. *Vaccine*. 2011;29(5):960-8. Epub 2010/11/30.
- Belize. Ministry of Health. *Epidemiology U. Dengue positives by epi week & district 2010. Dengue weekly surveillance report 2010*. 2010:5-.
- Beltrame LM, Sell AM, Moliterno RA, Clementino SL, Cardozo DM, Dalalio MM, et al. Influence of KIR genes and their HLA ligands in susceptibility to dengue in a population from southern Brazil. *Tissue antigens*. 2013;82(6):397-404. Epub 2014/02/07.
- Benjamin B, Author A, Malar Hospitals CI, Correspondence A, B. Benjamin MHCI, Full Record Entry D. Approach to the child with fever and rash. *Indian Journal of Practical Pediatrics*. 2003;5(1):49-56.
- Ben-Shachar R, Schmidler S, Koelle K. Drivers of Inter-individual Variation in Dengue Viral Load Dynamics. *PLoS computational biology*. 2016;12(11):e1005194. Epub 2016/11/18.
- Bertholet-Thomas A, Berthiller J, Tasic V, Kassai B, Otukesh H, Greco M, et al. Worldwide view of nephropathic cystinosis: results from a survey from 30 countries. *BMC Nephrol*. 2017;18(1):210-.
- Bertolacci-Rocha LG, Cunha RV, Lichs GG, Dal Fabbro MM, Motta-Castro AR. Introduction of the dengue virus type 4 in the State of Mato Grosso do Sul, Brazil. *Cadernos de saude publica*. 2014;30(8):1789-92. Epub 2014/09/12.
- Bezerra MCF, Melo ALT, Taques IIGG, Aguiar DMd, Pacheco RC, Silhessarenko RD. Seropositivity for Rickettsia spp. and Ehrlichia spp. in the human population of Mato Grosso, Central-Western Brazil. *Revista da Sociedade Brasileira de Medicina Tropical*. 2017;50(3):399-403.
- Bhagat M, Zaki SA, Sharma S, Manglani MV. Acute glomerulonephritis in dengue haemorrhagic fever in the absence of shock, sepsis, haemolysis or rhabdomyolysis. *Paediatrics and international child health*. 2012;32(3):161-3.
- Bharadwaj V, Author A, St Johns Medical College I, Correspondence A, V. Bharadwaj SJMCIE, bharadwaj.vandana@gmail.com, et al. Dengue infection in children with thalassemia - is it different? *Pediatric Hematology Oncology Journal*. 2018;3(3 Supplement):S41.
- Bhargava M, Author A, Department of Hematology SGRHND, India, Correspondence A, M. Bhargava DoHSGRHND, et al. Utility of automated blood cell analyzer-derived indices (VCS technology) in the rapid diagnosis of infectious, inflammatory and neoplastic disorders part I: Neonatal sepsis, malaria and dengue. *Indian Journal of Hematology and Blood Transfusion*. 2013;29(4):244.
- Bhaskar E, Sowmya G, Moorthy S, Sundar V. Prevalence, patterns, and factors associated with bleeding tendencies in dengue. *Journal of infection in developing countries*. 2015;9(1):105-10. Epub 2015/01/18.
- Bhat DDGKSVS, Author A, Dayanand Medical C, Pediatrics LI, Correspondence A, D. Bhat DMCPLI, et al. Clinical profile and outcome of critically sick children of tropical fever admitted in PICU of a tertiary care hospital. *Pediatric Critical Care Medicine*. 2018;19(6 Supplement 1):103.
- Bhat S, Yadav SP, Anjan M, Dinand V, Sachdeva A. Recombinant activated factor VII usage in life threatening hemorrhage: a pediatric experience. *Indian journal of pediatrics*. 2011;78(8):961-8. Epub 2011/02/18.
- Bhat VABBSCGVNTGPMKRBS, Author A, Tata Memorial Hospital POMI, Tata Memorial Hospital MMI, Correspondence A, V. Bhat TMHPOMI, et al. Atypical presentation, diagnostic challenges and outcome of dengue infection in children with cancer: First large report on an important challenge in tropical low-middle income countries. *Pediatric Blood and Cancer*. 2016;63 Supplement 3:S275.
- Bhatnagar J, Blau DM, Shieh W-J, Paddock CD, Drew C, Liu L, et al. Molecular detection and typing of dengue viruses from archived tissues of fatal cases by rt-PCR and sequencing: diagnostic and epidemiologic implications. *The American journal of tropical medicine and hygiene*. 2012;86(2):335-40.

- 
- Bhatnagar RPP, Author A, Department o, Paediatrics SRMSIoMS, Bareilly I, Correspondence A, et al. Acute psychosis in a child with severe dengue. *Journal of Nepal Paediatric Society*. 2018;37(3):273-5.
- 
- Bhatt GC, Bondre VP, Sapkal GN, Sharma T, Kumar S, Gore MM, et al. Changing clinico-laboratory profile of encephalitis patients in the eastern Uttar Pradesh region of India. *Tropical doctor*. 2012;42(2):106-8. Epub 2012/03/21.
- 
- Bhoi SK, Naik S, Kumar S, Phadke RV, Kalita J, Misra UK. Cranial imaging findings in dengue virus infection. *Journal of the neurological sciences*. 2014;342(1-2):36-41. Epub 2014/05/13.
- 
- Bhoomiboonchoo P, Nisalak A, Chansatiporn N, Yoon IK, Kalayanarooj S, Thipayamongkolgul M, et al. Sequential dengue virus infections detected in active and passive surveillance programs in Thailand, 1994-2010. *BMC public health*. 2015;15:250. Epub 2015/04/18.
- 
- Bhuvaneswari CK, Raja RS, Arunagiri K, Mohana S, Sathiyamurthy K, Krishnasamy K, et al. Dengue epidemiology in Thanjavur and Trichy district, Tamilnadu--Jan 2011-Dec 2011. *Indian journal of medical sciences*. 2011;65(6):260-7. Epub 2011/06/01.
- 
- Binh PT, Matheus S, Huong VT, Deparis X, Marechal V. Early clinical and biological features of severe clinical manifestations of dengue in Vietnamese adults. *Journal of clinical virology : the official publication of the Pan American Society for Clinical Virology*. 2009;45(4):276-80. Epub 2009/05/20.
- 
- Bischoff A. Von Ohrenschmerzen bis Schwerhörigkeit. *Otologie für den Hausarzt. MMW Fortschr Med*. 2012;154(3):18-20, 2.
- 
- Bischoff M. Jugendliche Fernreisende. Dengue und Leishmaniose im Rucksack. *MMW Fortschr Med*. 2014;156(5):24-5.
- 
- Bithu R, Kanodia V, Maheshwari RK. Possibility of scrub typhus in fever of unknown origin (FUO) cases: an experience from Rajasthan. *Indian journal of medical microbiology*. 2014;32(4):387-90. Epub 2014/10/10.
- 
- Blacksell SD, Jarman RG, Gibbons RV, Tanganuchitcharnchai A, Mammen MP, Jr., Nisalak A, et al. Comparison of seven commercial antigen and antibody enzyme-linked immunosorbent assays for detection of acute dengue infection. *Clinical and vaccine immunology : CVI*. 2012;19(5):804-10. Epub 2012/03/24.
- 
- Blanquicett CJWJHPM, Author A, Univerisity of Alabama at B, Birmingham US, Baptist Health System BUS, Correspondence A, et al. Chikungunya fever in a returning traveler: A new challenge for primary care in the western hemisphere. *Journal of General Internal Medicine*. 2015;30 SUPPL. 2:S376-S7.
- 
- Bloch D, Roth NM, Caraballo EV, Munoz-Jordan J, Hunsperger E, Rivera A, et al. Use of Household Cluster Investigations to Identify Factors Associated with Chikungunya Virus Infection and Frequency of Case Reporting in Puerto Rico. *PLoS neglected tropical diseases*. 2016;10(10):e0005075. Epub 2016/10/21.
- 
- Bodinayake CK, Tillekeratne LG, Nagahawatte A, Devasiri V, Kodikara Arachchi W, Strouse JJ, et al. Evaluation of the WHO 2009 classification for diagnosis of acute dengue in a large cohort of adults and children in Sri Lanka during a dengue-1 epidemic. *PLoS neglected tropical diseases*. 2018;12(2):e0006258. Epub 2018/02/10.
- 
- Bodinayake CK, Tillekeratne LG, Nagahawatte A, Devasiri V, Kodikara Arachchi W, Strouse JJ, et al. Emergence of Epidemic Dengue-1 Virus in the Southern Province of Sri Lanka. *PLoS neglected tropical diseases*. 2016;10(10):e0004995. Epub 2016/10/07.
- 
- Bodinayake CKTLGNAMCDVKROTRMEWCW, Author A, Faculty, of Medicine UoRGSL, Duke University DUS, Correspondence A, et al. The 2009 world health organization dengue classification over-estimates dengue disease severity in Sri Lanka. *American journal of tropical medicine and hygiene*. 2017;97(5 Supplement 1):361-2.
- 
- Boggild AK, Esposito DH, Kozarsky PE, Ansdell V, Beeching NJ, Campion D, et al. Differential diagnosis of illness in travelers arriving from Sierra Leone, Liberia, or Guinea: a cross-sectional study from the GeoSentinel Surveillance Network. *Annals of internal medicine*. 2015;162(11):757-64. Epub 2015/05/12.
- 
- Boggild AK, Geduld J, Libman M, Ward BJ, McCarthy AE, Doyle PW, et al. Travel-acquired infections and illnesses in Canadians: surveillance report from CanTravNet surveillance data, 2009-2011. *Open medicine : a peer-reviewed, independent, open-access journal*. 2014;8(1):e20-32. Epub 2014/07/11.
- 
- Boggild AK, Geduld J, Libman M, Yansouni CP, McCarthy AE, Hajek J, et al. Surveillance report of Zika virus among Canadian travellers returning from the Americas. *CMAJ : Canadian Medical Association journal = journal de l'Association medicale canadienne*. 2017;189(9):E334-E40. Epub 2017/03/11.
- 
- Bopeththa B, Hemapriya S, Gayan Niranga KK, Kotigala DSK. A case report of dengue haemorrhagic fever during the peripartum period: challenges in management and a case of vertical dengue transmission. *BMC infectious diseases*. 2018;18(1):427. Epub 2018/08/30.
- 
- Borges ML, Capela de Matos RR, Amaral BD, Soares-Ventura EM, Leite EP, Silva MO, et al. Molecular Cytogenetic Approach to Characterize Novel and Cryptic Chromosome Abnormalities in Childhood Myeloid Malignances of Fanconi Anemia. *Journal of pediatric hematology/oncology*. 2017;39(2):e85-e91. Epub 2017/02/18.
- 
- Bosch I, de Puig H, Hiley M, Carre-Camps M, Perdomo-Celis F, Narvaez CF, et al. Rapid antigen tests for dengue virus serotypes and Zika virus in patient serum. *Science translational medicine*. 2017;9(409). Epub 2017/09/29.
- 
- Bourhy P, Vray M, Picardeau M. Evaluation of an in-house ELISA using the intermediate species *Leptospira fainei* for diagnosis of leptospirosis. *J Med Microbiol*. 2013;62(Pt 6):822-7.
- 
- Bowman LR, Rocklov J, Kroeger A, Olliaro P, Skewes R. A comparison of Zika and dengue outbreaks using national surveillance data in the Dominican Republic. *PLoS neglected tropical diseases*. 2018;12(11):e0006876. Epub 2018/11/06.
-

- 
- Bracho-Churio YT, Martínez-Vega RA, Rodríguez-Morales AJ, Díaz-Quijano RG, Luna-González ML, Díaz-Quijano FA. Determinants of felt demand for dengue vaccines in the North Caribbean region of Colombia. *Ann Clin Microbiol Antimicrob.* 2017;16(1):38-.
- 
- Braga C, Albuquerque Mde F, Cordeiro MT, Castanha PM, Ramesh A, Alexander N, et al. Prospective birth cohort in a hyperendemic dengue area in Northeast Brazil: methods and preliminary results. *Cadernos de saude publica.* 2016;32(1). Epub 2016/02/18.
- 
- Braga JU, Bressan C, Dalvi APR, Calvet GA, Dumas RP, Rodrigues N, et al. Accuracy of Zika virus disease case definition during simultaneous Dengue and Chikungunya epidemics. *PloS one.* 2017;12(6):e0179725. Epub 2017/06/27.
- 
- Branco Mdos R, Luna EJ, Braga Junior LL, Oliveira RV, Rios LT, Silva Mdo S, et al. Risk factors associated with death in Brazilian children with severe dengue: a case-control study. *Clinics (Sao Paulo, Brazil).* 2014;69(1):55-60. Epub 2014/01/30.
- 
- Brasier AR, Garcia J, Wiktorowicz JE, Spratt HM, Comach G, Ju H, et al. Discovery proteomics and nonparametric modeling pipeline in the development of a candidate biomarker panel for dengue hemorrhagic fever. *Clinical and translational science.* 2012;5(1):8-20. Epub 2012/03/02.
- 
- Brasier AR, Ju H, Garcia J, Spratt HM, Victor SS, Forshey BM, et al. A three-component biomarker panel for prediction of dengue hemorrhagic fever. *The American journal of tropical medicine and hygiene.* 2012;86(2):341-8. Epub 2012/02/04.
- 
- Brasil P, Calvet GA, Siqueira AM, Wakimoto M, de Sequeira PC, Nobre A, et al. Zika Virus Outbreak in Rio de Janeiro, Brazil: Clinical Characterization, Epidemiological and Virological Aspects. *PLoS neglected tropical diseases.* 2016;10(4):e0004636. Epub 2016/04/14.
- 
- Brasil. Ministério da Saúde. Departamento de Vigilância das Doenças T. Dengue: diagnóstico e manejo clínico: adulto e criança. 2016.
- 
- Brasil. Ministério da Saúde. Secretaria de Vigilância em Saúde. Departamento de Vigilância das Doenças T. Dengue: diagnóstico e manejo clínico: adulto e criança. 2013. p. 79-.
- 
- Brasil. Secretaria de Saúde do Estado de P, Brasil. Secretaria executiva de Vigilância em S. Protocolo Clínico e Epidemiológico para investigação de casos de microcefalia no estado de Pernambuco. 2015. p. 28-.
- 
- Brasil. Secretaria de Saúde do Estado de P, Brasil. Secretaria executiva de Vigilância em S. Protocolo Clínico e Epidemiológico para investigação de casos de microcefalia no estado de Pernambuco. 2015. p. 42-.
- 
- Bravo LCM-UCCO-LALT, Author A, Department of P, Coll. of Medicine-Phil. Gen. Hosp UotPM, Philippines, Correspondence A, et al. Dengue: The global need for recognition. *Vaccines: Children and Practice.* 2000;3(1):6-10.
- 
- Bremont P, Roca Y, Breniere SF, Walter A, Barja-Simon Z, Fernandez RT, et al. Evolution of dengue disease and entomological monitoring in Santa Cruz, Bolivia 2002 - 2008. *PloS one.* 2015;10(2):e0118337. Epub 2015/02/24.
- 
- Brito CA, Brito CC, Oliveira AC, Rocha M, Atanasio C, Asfora C, et al. Zika in Pernambuco: rewriting the first outbreak. *Revista da Sociedade Brasileira de Medicina Tropical.* 2016;49(5):553-8. Epub 2016/11/05.
- 
- Brockow I, Praetorius M, Neumann K, am Zehnhoff-Dinnesen A, Mohnike K, Matulat P, et al. Universelles Neugeborenen-Hörscreening : Definition einheitlicher Parameter durch den Verband Deutscher Hörscreening-Zentralen (VDHZ) als Voraussetzung für eine flächendeckende Evaluation mit validen Ergebnissen. *HNO.* 2014;62(3):165-70.
- 
- Brooks T, Roy-Burman A, Tuholske C, Busch MP, Bakkour S, Stone M, et al. Real-Time Evolution of Zika Virus Disease Outbreak, Roatán, Honduras. *Emerging infectious diseases.* 2017;23(8):1360-3.
- 
- Brooks T, Roy-Burman A, Tuholske C, Busch MP, Bakkour S, Stone M, et al. Real-Time Evolution of Zika Virus Disease Outbreak, Roatan, Honduras. *Emerging infectious diseases.* 2017;23(8):1360-3. Epub 2017/05/18.
- 
- Brophy JSL, Author A, Division of Infectious Diseases HfS, Children TOC, Correspondence A, J. Brophy DoIDHfSC, et al. Case 2: Fever in a new immigrant. *Paediatrics and Child Health.* 2005;10(5):283-5.
- 
- Brown MG, Salas RA, Vickers IE, Heslop OD, Smikle MF. Dengue HLA associations in Jamaicans. *The West Indian medical journal.* 2011;60(2):126-31. Epub 2011/09/29.
- 
- Brown MG, Vickers IE, Salas RA, Smikle MF. Seroprevalence of dengue virus antibodies in healthy Jamaicans. *Hum Antibodies.* 2009;18(4):123-6.
- 
- Brown TUBKNMCCVFSRAMMA, Author A, Faculty of Medical Science UotW, Indies SAT, Tobago, Caribbean Epidemiology Centre P-o-STa, et al. A retrospective study of the 1996 DEN-1 epidemic in Trinidad: Demographic and clinical features. *Dengue Bulletin.* 2004;28:7-19.
- 
- Brunner M, Bäumer C, Rosenauer K, Scheller H, Plinkert P. Die Bedeutung der Phonemdiskrimination für eine Lese-Rechtschreibstörung in den Klassenstufen eins bis sechs. *Z Kinder Jugendpsychiatr Psychother.* 2010;38(6):439-47.
- 
- Buddhari D, Aldstadt J, Endy TP, Srikiatkhachorn A, Thaisomboonsuk B, Klungthong C, et al. Dengue virus neutralizing antibody levels associated with protection from infection in thai cluster studies. *PLoS neglected tropical diseases.* 2014;8(10):e3230. Epub 2014/10/21.
- 
- Bugna J, Moreno J, Sanchez S, Sanchez I, Polack FP. Fever and bleeding in a newborn baby. *The Pediatric infectious disease journal.* 2010;29(12):1153-8. Epub 2010/11/26.
-

- Bunnag T, Kalayanaroj S. Dengue shock syndrome at the emergency room of Queen Sirikit National Institute of Child Health, Bangkok, Thailand. *Journal of the Medical Association of Thailand = Chotmaihet thangphaet*. 2011;94 Suppl 3:S57-63. Epub 2011/11/03.
- Buonora SN, Dos Santos FB, Daumas RP, Passos SR, da Silva MH, de Lima MR, et al. Increased sensitivity of NS1 ELISA by heat dissociation in acute dengue 4 cases. *BMC infectious diseases*. 2017;17(1):204. Epub 2017/03/13.
- Buonsenso D, Barone G, Onesimo R, Calzedda R, Chiaretti A, Valentini P. The re-emergence of dengue virus in non-endemic countries: a case series. *BMC research notes*. 2014;7:596. Epub 2014/09/05.
- Burattini MN, Lopez LF, Coutinho FA, Siqueira JB, Jr., Homsani S, Sarti E, et al. Age and regional differences in clinical presentation and risk of hospitalization for dengue in Brazil, 2000-2014. *Clinics (Sao Paulo, Brazil)*. 2016;71(8):455-63. Epub 2016/09/15.
- Byrne AB, Gutierrez GF, Bruno A, Cordoba MT, Bono MM, Polack FP, et al. Age-associated differences in clinical manifestations and laboratory parameters during a dengue virus type 4 outbreak in Argentina. *Journal of medical virology*. 2018;90(2):197-203. Epub 2017/09/25.
- Caballero AAOAOVR, Author A, Servicio, de Dermatología HNIP, Correspondence A, O. A. Olmedo SdDHNI, et al. Cutaneous manifestations of dengue ORIGINAL (NON-ENGLISH) TITLE Manifestaciones cutáneas del dengue. *Piel*. 2009;24(10):520-3.
- Cabrera R, Gómez de la Torre-Del Carpio A, Bocanegra Jesús AI, Correa Borit JM, Huamani Fuente FJ, Urrunaga Poma PV, et al. Conocimientos, actitudes y prácticas sobre dengue en estudiantes de educación primaria en Chorrillos, Lima, Perú. *An Fac Med (Perú)*. 2016;77(2):129-35.
- Cabrera-Cortina JI, Sánchez-Valdéz E, Cedas-DeLezama D, Ramírez-González MD. Oral calcium administration attenuates thrombocytopenia in patients with dengue fever. Report of a pilot study. *Proceedings of the Western Pharmacology Society*. 2008;51:38-41.
- Cadot L, Segondy M, Foulongne V. Laboratory surveillance of arboviral infections in a southern France region colonized by *Aedes albopictus*. *Epidemiology and infection*. 2017;145(4):710-4. Epub 2016/12/03.
- Caixeta DMdL, Fialho FMD, Azevedo ZMA, Collett-Solberg PF, Villela NR, Bouskela E. Evaluation of sublingual microcirculation in children with dengue shock. *Clinics (Sao Paulo, Brazil)*. 2013;68(7):1061-4.
- Calvet G, Aguiar RS, Melo ASO, Sampaio SA, de Filippis I, Fabri A, et al. Detection and sequencing of Zika virus from amniotic fluid of fetuses with microcephaly in Brazil: a case study. *The Lancet Infectious diseases*. 2016;16(6):653-60. Epub 2016/02/22.
- Calvo EP, Coronel-Ruiz C, Velazco S, Velandia-Romero M, Castellanos JE. Dengue and Chikungunya differential diagnosis in pediatric patients. *Biomedica : revista del Instituto Nacional de Salud*. 2015;36(0):35-43. Epub 2015/01/01.
- Calzavara-Silva CE, Gomes AL, Maia RC, Acioli-Santos B, Gil LH, Marques ET, Jr. Early molecular markers predictive of dengue hemorrhagic fever. *Anais da Academia Brasileira de Ciencias*. 2009;81(4):671-7. Epub 2009/11/07.
- Cam BV, Tuan DT, Fonsmark L, Poulsen A, Tien NM, Tuan HM, et al. Randomized comparison of oxygen mask treatment vs. nasal continuous positive airway pressure in dengue shock syndrome with acute respiratory failure. *Journal of tropical pediatrics*. 2002;48(6):335-9.
- Campos HS. A gripe sob diferentes perspectivas. *J bras med*. 2014;102(5).
- Campos KB, Amancio FF, de Araujo VE, Carneiro M. Factors associated with death from dengue in the state of Minas Gerais, Brazil: historical cohort study. *Tropical medicine & international health : TM & IH*. 2015;20(2):211-8. Epub 2014/10/28.
- Canals M, Gonzalez C, Canals A, Figueroa D. [Epidemiological dynamics of Dengue on Easter Island]. *Revista chilena de infectologia : organo oficial de la Sociedad Chilena de Infectologia*. 2012;29(4):388-94. Epub 2012/10/26. *Dinamica epidemiologica del dengue en Isla de Pascua*.
- Cansancao IF, Carmo AP, Leite RD, Rabenhorst SH. Association of Polymorphisms in IL1beta -511C>T, IL1RN 86 bp VNTR, and IL6 -174G>C Genes with Clinical Dengue Signs and Symptoms in Brazilian Dengue Patients. *Viral immunology*. 2016;29(6):372-6. Epub 2016/05/27.
- Cansanção IF, Carmo APSd, Leite RD, Rabenhorst SHB. Association of Polymorphisms in IL1β -511C>T, IL1RN 86 bp VNTR, and IL6 -174G>C Genes with Clinical Dengue Signs and Symptoms in Brazilian Dengue Patients. *Viral immunology*. 2016;29(6):372-6.
- Cansancao IF, do Carmo AP, Leite RD, Portela RD, de Sa Leitao Paiva Junior S, de Queiroz Balbino V, et al. Association of genetic polymorphisms of IL1beta -511 C>T, IL1RN VNTR 86 bp, IL6 -174 G>C, IL10 -819 C>T and TNFalpha -308 G>A, involved in symptomatic patients with dengue in Brazil. *Inflammation research : official journal of the European Histamine Research Society [et al]*. 2016;65(11):925-32. Epub 2016/07/21.
- Cansanção IF, do Carmo APS, Leite RD, Portela RDP, de Sá Leitão Paiva Júnior S, de Queiroz Balbino V, et al. Association of genetic polymorphisms of IL1β -511 C>T, IL1RN VNTR 86 bp, IL6 -174 G>C, IL10 -819 C>T and TNF&#945; -308 G>A, involved in symptomatic patients with dengue in Brazil. *Inflammation research : official journal of the European Histamine Research Society [et al]*. 2016;65(11):925-32.

- Capeding MR, Chua MN, Hadinegoro SR, Hussain, II, Nallusamy R, Pitisuttithum P, et al. Dengue and other common causes of acute febrile illness in Asia: an active surveillance study in children. *PLoS neglected tropical diseases*. 2013;7(7):e2331. Epub 2013/08/13.
- Capeding MR, Tran NH, Hadinegoro SR, Ismail HI, Chotpitayasunondh T, Chua MN, et al. Clinical efficacy and safety of a novel tetravalent dengue vaccine in healthy children in Asia: a phase 3, randomised, observer-masked, placebo-controlled trial. *Lancet (London, England)*. 2014;384(9951):1358-65. Epub 2014/07/16.
- Capeding RZ, Brion JD, Caponpon MM, Gibbons RV, Jarman RG, Yoon IK, et al. The incidence, characteristics, and presentation of dengue virus infections during infancy. *The American journal of tropical medicine and hygiene*. 2010;82(2):330-6. Epub 2010/02/06.
- Capeding RZ, Luna IA, Bomasang E, Lupisan S, Lang J, Forrat R, et al. Live-attenuated, tetravalent dengue vaccine in children, adolescents and adults in a dengue endemic country: randomized controlled phase I trial in the Philippines. *Vaccine*. 2011;29(22):3863-72. Epub 2011/04/12.
- Capoferri GMGPRGPFABMGLSAG, Author A, Pediatric, Department of Southern Switzerland OSGB, Switzerland, Università d, et al. Sporadic acute benign calf myositis: Systematic literature review. *Neuromuscular Disorders*. 2018;28(5):443-9.
- Carabali M, Hernandez LM, Arauz MJ, Villar LA, Ridde V. Why are people with dengue dying? A scoping review of determinants for dengue mortality. *BMC infectious diseases*. 2015;15:301. Epub 2015/08/01.
- Cardoso BF, Serra OP, Heinen LB, Zuchi N, Souza VC, Naveca FG, et al. Detection of Oropouche virus segment S in patients and in *Culex quinquefasciatus* in the state of Mato Grosso, Brazil. *Memorias do Instituto Oswaldo Cruz*. 2015;110(6):745-54. Epub 2015/11/01.
- Cardoso IM, Cabidelle Ade S, Borges Pde C, Lang CF, Calenti FG, Nogueira Lde O, et al. Dengue: clinical forms and risk groups in a high incidence city in the southeastern region of Brazil. *Revista da Sociedade Brasileira de Medicina Tropical*. 2011;44(4):430-5. Epub 2011/07/27.
- Carod Artal FJ. Epidemiología y complicaciones neurológicas de la infección por el virus del Zika: un nuevo virus neurotrófico emergente. *Revista de neurología*. 2016;62(7):317-28.
- Carod-Artal FJ. Epidemiology and neurological complications of infection by the Zika virus: a new emerging neurotropic virus. *Revista de neurología*. 2016;62(7):317-28. Epub 2016/03/19.
- Carrillo-Hernandez MY, Ruiz-Saenz J, Villamizar LJ, Gomez-Rangel SY, Martinez-Gutierrez M. Co-circulation and simultaneous co-infection of dengue, chikungunya, and zika viruses in patients with febrile syndrome at the Colombian-Venezuelan border. *BMC infectious diseases*. 2018;18(1):61. Epub 2018/02/01.
- Carrol EDBNJ, Author A, Institute of Child Health UoLR, Liverpool Children's Hospital ERLAPU, Kingdom, Liverpool School of Tropical Medicine PP, et al. Fever in children returning from abroad. *Current Paediatrics*. 2002;12(7):534-44.
- Carter RH-LCCVA, Author A, U.S. Army Institute of Surgical Research FSHTXU, States, Correspondence A, R. Carter RDUSAloSR, et al. Heart rate variability in patients being treated for dengue viral infection: New insights from mathematical correction of heart rate. *Frontiers in Physiology*. 2014;5.
- Carvajal A. Fiebre Chikungunya. *Med interna (Caracas)*. 2013;29(4):198-210.
- Carvalho-Medeiros Pd, Amorim-Beltrão B, Venícios de Oliveira-Lopes M, Bruno Resende-Chaves D, Martins-da Silva V. Evaluación de las características definitorias de los diagnósticos de enfermería nutricionales en niños matriculados en una guardería. *Enferm clín (Ed impr)*. 2010;20(5):301-4.
- Casale TBTMNJPUTLJCJ, Author A, Departments of Internal Medicine a, Pediatrics DoA, Immunology MCoM, University of South Florida TUS, et al. Zika virus: An emerging infectious disease with serious perinatal and neurologic complications. *Journal of Allergy and Clinical Immunology*. 2018;141(2):482-90.
- Castaneda DM, Salgado DM, Narvaez CF. B cells naturally induced during dengue virus infection release soluble CD27, the plasma level of which is associated with severe forms of pediatric dengue. *Virology*. 2016;497:136-45. Epub 2016/07/29.
- Castaneda O, Segura O, Ramirez AN. [Knowledge, attitudes and community practice during an outbreak of dengue in a town in Colombia, 2010]. *Revista de salud pública (Bogota, Colombia)*. 2011;13(3):514-27. Epub 2011/10/28. Conocimientos, actitudes y practicas comunitarias en un brote de Dengue en un municipio de Colombia, 2010.
- Castañeda O, Segura O, Ramírez AN. Conocimientos, actitudes y prácticas comunitarias en un brote de Dengue en un municipio de Colombia, 2010. *Revista de salud pública (Bogota, Colombia)*. 2011;13(3):514-27.
- Castro M, Sanchez L, Perez D, Sebrango C, Shkedy Z, Van der Stuyft P. The relationship between economic status, knowledge on dengue, risk perceptions and practices. *PloS one*. 2013;8(12):e81875. Epub 2013/12/19.
- Causes and outcomes of sepsis in southeast Asia: a multinational multicentre cross-sectional study. *The Lancet Global health*. 2017;5(2):e157-e67. Epub 2017/01/21.
- Cavagnaro CSBKSC, Author A, Division o, Emergency Medicine DoPCsHa, Montefiore BNYUS, Correspondence A, et al. Fever After International Travel. *Clinical Pediatric Emergency Medicine*. 2008;9(4):250-7.
- Cavalcanti LP, Coelho IC, Vilar DC, Holanda SG, Escossia KN, Souza-Santos R. Clinical and epidemiological characterization of dengue hemorrhagic fever cases in northeastern, Brazil. *Revista da Sociedade Brasileira de Medicina Tropical*. 2010;43(4):355-8. Epub 2010/08/31.

- 
- Cavalcanti LP, Mota LA, Lustosa GP, Fortes MC, Mota DA, Lima AA, et al. Evaluation of the WHO classification of dengue disease severity during an epidemic in 2011 in the state of Ceara, Brazil. *Memorias do Instituto Oswaldo Cruz*. 2014;109(1):93-8. Epub 2014/03/15.
- 
- Cavalcanti LPdG, Mota LAM, Lustosa GP, Fortes MC, Mota DAM, Lima AAB, et al. Evaluation of the WHO classification of dengue disease severity during an epidemic in 2011 in the state of Ceará, Brazil. *Memorias do Instituto Oswaldo Cruz*. 2014;109(1):93-8.
- 
- Chacon-Duque JC, Adhikari K, Avendano E, Campo O, Ramirez R, Rojas W, et al. African genetic ancestry is associated with a protective effect on Dengue severity in colombian populations. *Infection, genetics and evolution : journal of molecular epidemiology and evolutionary genetics in infectious diseases*. 2014;27:89-95. Epub 2014/07/16.
- 
- Chaiwarith R, Prommee N, Liwsrisakun C, Oberdorfer P, Nuntachit N, Pothirat C. A novel influenza A H1N1 clinical manifestations in patients at Chiang Mai University Hospital. *Journal of the Medical Association of Thailand = Chotmaihet thangphaet*. 2011;94(8):908-15. Epub 2011/08/26.
- 
- Chakravarti A, Kumar A, Malik S. Detection of dengue infection by combining the use of an NS1 antigen based assay with antibody detection. *The Southeast Asian journal of tropical medicine and public health*. 2011;42(2):297-302.
- 
- Chakravarti A, Malik S, Tiwari S, Ashraf A. A study of Chikungunya outbreak in Delhi. *The Journal of communicable diseases*. 2011;43(4):259-63. Epub 2011/12/01.
- 
- Chaloemwong JTARTHSC-ACRENL, Author A, Chiang Mai University DoH, Department of Internal Medicine FoMir, A. Muang CMT, Correspondence A, et al. Useful clinical features and hematological parameters for the diagnosis of dengue infection in patients with acute febrile illness: A retrospective study. *BMC Hematology*. 2018;18(1).
- 
- Chamnanchanunt S, Kanagaraj D, Thanachartwet V, Desakorn V, Rojnuckarin P. Early predictors of clinically significant bleeding in adults with dengue infection. *The Southeast Asian journal of tropical medicine and public health*. 2012;43(4):890-9. Epub 2012/10/20.
- 
- Chan JFW, Choi GKY, Yip CCY, Cheng VCC, Yuen K-Y. Zika fever and congenital Zika syndrome: An unexpected emerging arboviral disease. *The Journal of infection*. 2016;72(5):507-24.
- 
- Chandak SKA, Author A, Department o, Radiodiagnosis TMMC, Research C, Moradabad I, et al. Can radiology play a role in early diagnosis of dengue fever? *North American Journal of Medical Sciences*. 2016;8(2):100-5.
- 
- Chandrakanta; Kumar RGJJANR, Author A, Departments of P, Microbiology CS, Maharaj Medical University LI, Correspondence A, et al. Changing clinical manifestations of dengue infection in north India. *Dengue Bulletin*. 2008;32:118-25.
- 
- Chang CJ, Chen CS, Tien CJ, Lu MR. Epidemiological, clinical and climatic characteristics of dengue fever in Kaohsiung City, Taiwan with implication for prevention and control. *PloS one*. 2018;13(1):e0190637. Epub 2018/01/03.
- 
- Chang K, Lee NY, Ko WC, Tsai JJ, Lin WR, Chen TC, et al. Identification of factors for physicians to facilitate early differential diagnosis of scrub typhus, murine typhus, and Q fever from dengue fever in Taiwan. *Journal of microbiology, immunology, and infection = Wei mian yu gan ran za zhi*. 2017;50(1):104-11. Epub 2015/02/05.
- 
- Chang S-F, Su C-L, Shu P-Y, Yang C-F, Liao T-L, Cheng C-H, et al. Concurrent isolation of chikungunya virus and dengue virus from a patient with coinfection resulting from a trip to Singapore. *Journal of clinical microbiology*. 2010;48(12):4586-9.
- 
- Chansamouth V, Thammasack S, Phetsouvanh R, Keoluangkot V, Moore CE, Blacksell SD, et al. The Aetiologies and Impact of Fever in Pregnant Inpatients in Vientiane, Laos. *PLoS neglected tropical diseases*. 2016;10(4):e0004577. Epub 2016/04/07.
- 
- Chao DL, Halstead SB, Halloran ME, Longini IM, Jr. Controlling dengue with vaccines in Thailand. *PLoS neglected tropical diseases*. 2012;6(10):e1876. Epub 2012/11/13.
- 
- Chard AN, Trinies V, Moss DM, Chang HH, Doumbia S, Lammie PJ, et al. The impact of school water, sanitation, and hygiene improvements on infectious disease using serum antibody detection. *PLoS neglected tropical diseases*. 2018;12(4):e0006418. Epub 2018/04/17.
- 
- Chatterjee N, Mukhopadhyay M, Ghosh S, Mondol M, Das C, Patar K. An observational study of dengue fever in a tertiary care hospital of eastern India. *The Journal of the Association of Physicians of India*. 2014;62(3):224-7. Epub 2014/10/21.
- 
- Chaturvedi AMSMVDBDPGJNL, Author A, Department of Medicine MGM, College, Hospital JI, Department of Gastroenterology MGMCa, et al. A clinico-biochemico-radiological study of hepatic dysfunction in dengue fever at a tertiary care centre in Rajasthan. *Journal of Clinical and Experimental Hepatology*. 2014;4 Supplement 2:S67-S8.
- 
- Chau TN, Anders KL, Lien le B, Hung NT, Hieu LT, Tuan NM, et al. Clinical and virological features of Dengue in Vietnamese infants. *PLoS neglected tropical diseases*. 2010;4(4):e657. Epub 2010/04/21.
- 
- Chaudhry R, Das A, Premalatha MM, Choudhary A, Chourasia BK, Chandel DS, et al. Serological & molecular approaches for diagnosis of leptospirosis in a tertiary care hospital in north India: a 10-year study. *The Indian journal of medical research*. 2013;137(4):785-90. Epub 2013/05/25.
-

- Chaudhry R, Das A, Premalatha MM, Choudhary A, Chourasia BK, Chandel DS, et al. Serological & molecular approaches for diagnosis of leptospirosis in a tertiary care hospital in north India: a 10-year study. *The Indian journal of medical research*. 2013;137(4):785-90.
- Chee E, Sims JL, Jap A, Tan BH, Oh H, Chee SP. Comparison of prevalence of dengue maculopathy during two epidemics with differing predominant serotypes. *American journal of ophthalmology*. 2009;148(6):910-3. Epub 2009/10/06.
- Chellamma PPSTJDS, Author A, Department of Community Medicine TMC, Kollam I, Department of Community M, Kap Viswanatham Government Medical College TI, et al. Clinical profile of scrub typhus patients in a tertiary care hospital in Kerala. *Indian Journal of Public Health Research and Development*. 2016;7(4):330-4.
- Chen F, Lu X, Shu X, Peng Q, Tian X, Wang G. Predictive value of serum markers for the development of interstitial lung disease in patients with polymyositis and dermatomyositis: a comparative and prospective study. *Intern Med J*. 2015;45(6):641-7.
- Chen X, Chen R, Gu W, He J, Cai W, Li J, et al. Clinical evaluation of dengue RNA, NS1, and IgM for diagnosis of dengue in Southern China. *Journal of medical virology*. 2016;88(1):28-34. Epub 2015/06/30.
- Cheng NM, Sy CL, Chen BC, Huang TS, Lee SS, Chen YS. Isolation of dengue virus from the upper respiratory tract of four patients with dengue fever. *PLoS neglected tropical diseases*. 2017;11(4):e0005520. Epub 2017/04/06.
- Chew CH, Woon YL, Amin F, Adnan TH, Abdul Wahab AH, Ahmad ZE, et al. Rural-urban comparisons of dengue seroprevalence in Malaysia. *BMC public health*. 2016;16(1):824. Epub 2016/08/20.
- Chhavi N, Venkatesh C, Soundararajan P, Gunasekaran D. Unusual ocular manifestations of dengue fever in a young girl. *Indian journal of pediatrics*. 2013;80(6):522-3. Epub 2012/09/11.
- Chheng K, Carter MJ, Emary K, Chanpheaktra N, Moore CE, Stoesser N, et al. A prospective study of the causes of febrile illness requiring hospitalization in children in Cambodia. *PLoS one*. 2013;8(4):e60634. Epub 2013/04/18.
- Chia PY, Yew HS, Ho H, Chow A, Sadarangani SP, Chan M, et al. Clinical features of patients with Zika and dengue virus co-infection in Singapore. *The Journal of infection*. 2017;74(6):611-5. Epub 2017/03/28.
- Chipwaza B, Mugasa JP, Mayumana I, Amuri M, Makungu C, Gwakisa PS. Community knowledge and attitudes and health workers' practices regarding non-malaria febrile illnesses in eastern Tanzania. *PLoS neglected tropical diseases*. 2014;8(5):e2896. Epub 2014/05/24.
- Chipwaza B, Mugasa JP, Mayumana I, Amuri M, Makungu C, Gwakisa PS. Community knowledge and attitudes and health workers' practices regarding non-malaria febrile illnesses in eastern Tanzania. *PLoS neglected tropical diseases*. 2014;8(5):e2896-e.
- Chipwaza B, Mugasa JP, Selemani M, Amuri M, Moshia F, Ngatunga SD, et al. Dengue and Chikungunya fever among viral diseases in outpatient febrile children in Kilosa district hospital, Tanzania. *PLoS neglected tropical diseases*. 2014;8(11):e3335. Epub 2014/11/21.
- Chokephaibulkit K, Perng GC. Challenges for the formulation of a universal vaccine against dengue. *Experimental biology and medicine (Maywood, NJ)*. 2013;238(5):566-78. Epub 2013/07/17.
- Chongsrirawat V, Hutagalung Y, Poovorawan Y. Liver function test results and outcomes in children with acute liver failure due to dengue infection. *The Southeast Asian journal of tropical medicine and public health*. 2009;40(1):47-53. Epub 2009/03/28.
- Chopra A, Anuradha V, Ghorpade R, Saluja M. Acute Chikungunya and persistent musculoskeletal pain following the 2006 Indian epidemic: a 2-year prospective rural community study. *Epidemiology and infection*. 2012;140(5):842-50. Epub 2011/07/20.
- Chopra S, Kaur J, Mahajan G. An outbreak of dengue fever in northern India. *Journal of the Indian Medical Association*. 2012;110(10):751-.
- Christ M, von Auenmüller KI, Grett M, Dierschke W, Trappe HJ. Wer beobachtet in Deutschland den außerklinischen Herzstillstand? *Dtsch Med Wochenschr*. 2014;139(44):2225-30.
- Chua KB, Mustafa B, Abdul Wahab AH, Chem YK, Khairul AH, Kumarasamy V, et al. A comparative evaluation of dengue diagnostic tests based on single-acute serum samples for laboratory confirmation of acute dengue. *The Malaysian journal of pathology*. 2011;33(1):13-20. Epub 2011/08/31.
- Chuansumrit A, Anantasit N, Sasanakul W, Chaiyaratana W, Tangnaratchakit K, Butthep P, et al. Tumour necrosis factor gene polymorphism in dengue infection: association with risk of bleeding. *Paediatrics and international child health*. 2013;33(2):97-101. Epub 2013/08/09.
- Chuansumrit A, Chaiyaratana W, Tangnaratchakit K, Yoksan S, Flamand M, Sakuntabhai A. Dengue nonstructural protein 1 antigen in the urine as a rapid and convenient diagnostic test during the febrile stage in patients with dengue infection. *Diagnostic microbiology and infectious disease*. 2011;71(4):467-9. Epub 2011/10/15.
- Chuansumrit A, Puripokai C, Butthep P, Wongtiraporn W, Sasanakul W, Tangnaratchakit K, et al. Laboratory predictors of dengue shock syndrome during the febrile stage. *The Southeast Asian journal of tropical medicine and public health*. 2010;41(2):326-32. Epub 2010/06/29.
- Chuansumrit A, Tangnaratchakit K, Sirachainan N, Khositseth A, Kuptanon T, Wanitkun S, et al. Dengue virus infection in haemophilic patients: aggravation of bleeding risk. *Haemophilia : the official journal of the World Federation of Hemophilia*. 2011;17(3):553-6. Epub 2010/11/13.

- 
- Chuansumrit A, Tangnararatchakit K, Sirachainan N, Pakakasamal S, Hongeng S, Chaiyaratana W, et al. Dengue infection in hematologic-oncologic pediatric patients: aggravation of anemia and bleeding risk. *The Southeast Asian journal of tropical medicine and public health*. 2012;43(2):311-22. Epub 2012/10/23.
- 
- Chuansumrit A, Teeraratkul S, Wanichkul S, Treepongkaruna S, Sirachainan N, Pakakasama S, et al. Recombinant-activated factor VII for control and prevention of hemorrhage in nonhemophilic pediatric patients. *Blood coagulation & fibrinolysis : an international journal in haemostasis and thrombosis*. 2010;21(4):354-62. Epub 2010/05/08.
- 
- Chuansumrit A, Wangruangsathid S, Lektrakul Y, Chua MN, Zeta Capeding MR, Bech OM. Control of bleeding in children with Dengue hemorrhagic fever using recombinant activated factor VII: a randomized, double-blind, placebo-controlled study. *Blood coagulation & fibrinolysis*. 2005;16(8):549-55.
- 
- Chunhakan S, Butthep P, Yoksan S, Tangnararatchakit K, Chuansumrit A. Early diagnosis of dengue virus infection by detection of dengue viral antigen in peripheral blood mononuclear cell. *The Pediatric infectious disease journal*. 2009;28(12):1085-8.
- 
- Cifra HL, Velasco JNJ. A comparative study of the efficacy of 6% Haes-Steril and Ringer's Lactate in the management of dengue shock syndrome 555. *Critical care and shock*. 2003;6(2):95-100.
- 
- Cifuentes SG, Trostle J, Trueba G, Milbrath M, Baldeon ME, Coloma J, et al. Transition in the cause of fever from malaria to dengue, Northwestern Ecuador, 1990-2011. *Emerging infectious diseases*. 2013;19(10):1642-5. Epub 2013/09/21.
- 
- Cissen M, Meijerink AM, Hauwers KW, Meissner A, van der Weide N, Mochtar MH, et al. Prediction model for obtaining spermatozoa with testicular sperm extraction in men with non-obstructive azoospermia. *Hum Reprod*. 2016;31(9):1934-41.
- 
- Colombo TE, Estofolete CF, Reis AFN, da Silva NS, Aguiar ML, Cabrera EMS, et al. Clinical, laboratory and virological data from suspected ZIKV patients in an endemic arbovirus area. *Journal of clinical virology : the official publication of the Pan American Society for Clinical Virology*. 2017;96:20-5. Epub 2017/09/18.
- 
- Comach G, Teneza-Mora N, Kochel TJ, Espino C, Sierra G, Camacho DE, et al. Sentinel surveillance of influenza-like illness in two hospitals in Maracay, Venezuela: 2006-2010. *PloS one*. 2012;7(9):e44511. Epub 2012/09/18.
- 
- Compton-Bishop K, Dooa M. Grösste EU-prävalenzstudie zur infektion mit Clostridium difficile bringt an den tag, dass möglicherweise über ein fünftel der patiente falsch diagnostiziert werden. *Kinderkrankenschwester*. 2013;32(7):282-3.
- 
- Conlan JV, Vongxay K, Khamlome B, Jarman RG, Gibbons RV, Fenwick SG, et al. Patterns of Flavivirus Seroprevalence in the Human Population of Northern Laos. *The American journal of tropical medicine and hygiene*. 2015;93(5):1010-3. Epub 2015/08/26.
- 
- Conroy AL, Gelvez M, Hawkes M, Rajwans N, Liles WC, Villar-Centeno LA, et al. Host biomarkers distinguish dengue from leptospirosis in Colombia: a case-control study. *BMC infectious diseases*. 2014;14:35. Epub 2014/01/22.
- 
- Conroy AL, Gelvez M, Hawkes M, Rajwans N, Tran V, Liles WC, et al. Host biomarkers are associated with progression to dengue haemorrhagic fever: a nested case-control study. *International journal of infectious diseases : IJID : official publication of the International Society for Infectious Diseases*. 2015;40:45-53. Epub 2015/08/11.
- 
- Contreras-Capetillo SNV-GNM-SPC-CREP-TFB-PHAMP-EDL, Author A, Secretaría de Salud de Y, Hospital General Agustín O'Horán YM, Universidad Autónoma de Yucatán CdIR, Dr. Hideyo Noguchi YM, et al. Birth Defects Associated With Congenital Zika Virus Infection in Mexico. *Clinical Pediatrics*. 2018;57(8):927-36.
- 
- Corbett KS, Katzelnick L, Tissera H, Amerasinghe A, de Silva AD, de Silva AM. Preexisting neutralizing antibody responses distinguish clinically inapparent and apparent dengue virus infections in a Sri Lankan pediatric cohort. *The Journal of infectious diseases*. 2015;211(4):590-9. Epub 2014/10/23.
- 
- Cordeiro MT, Brito CA, Pena LJ, Castanha PM, Gil LH, Lopes KG, et al. Results of a Zika Virus (ZIKV) Immunoglobulin M-Specific Diagnostic Assay Are Highly Correlated With Detection of Neutralizing Anti-ZIKV Antibodies in Neonates With Congenital Disease. *The Journal of infectious diseases*. 2016;214(12):1897-904. Epub 2016/12/08.
- 
- Correa LS, Hökerberg YHM, Daumas RP, Brasil P. Tradução e adaptação transcultural do instrumento da Organização Mundial da Saúde sobre o uso de sinais de alarme para dengue por profissionais de saúde. *Cadernos de saude publica*. 2015;31(2):247-56.
- 
- Cota GFAVABDR, Author A, Hospital Eduardo d, Menezes CdReDI-pdEd, Minas Gerais BHMGB, Av. Dr. Cristiano Resende 2.213 - Bom S, et al. Clinical, laboratorial and epidemiologic characteristics of patients under suspicion of hemorrhagic fever in an infectious-disease referral hospital ORIGINAL (NON-ENGLISH) TITLE Características clínicas, laboratoriais e epidemiológicas de pacientes com suspeita de febre hemorrágica em um centro de referência em doenças infecciosas. *Revista Brasileira de Medicina*. 2008;65(9):292-6.
- 
- Coudeville L, Baurin N, L'Azou M, Guy B. Potential impact of dengue vaccination: Insights from two large-scale phase III trials with a tetravalent dengue vaccine. *Vaccine*. 2016;34(50):6426-35. Epub 2016/11/05.
- 
- Coudeville L, Baurin N, Olivera-Botello G. Assessment of benefits and risks associated with dengue vaccination at the individual and population levels: a dynamic modeling approach. *Expert review of vaccines*. 2018;17(8):753-63. Epub 2018/08/01.
-

- Coulter JBS, Author A, Correspondence A, Coulter JBS, Full Record Entry D. Editorial. *Paediatrics and international child health*. 2012;32(SUPP1):1.
- Courtney M, Shetty AK. Imported Dengue Fever: an important reemerging disease. *Pediatric emergency care*. 2009;25(11):769-72. Epub 2009/11/17.
- Craig AT, Joshua CA, Sio AR, Teobasi B, Dofai A, Dalipanda T, et al. Enhanced surveillance during a public health emergency in a resource-limited setting: Experience from a large dengue outbreak in Solomon Islands, 2016-17. *PLoS one*. 2018;13(6):e0198487. Epub 2018/06/08.
- Crevat D, Brion JD, Gailhardou S, Laot TM, Capeding MR. First Experience of Concomitant Vaccination Against Dengue and MMR in Toddlers. *The Pediatric infectious disease journal*. 2015;34(8):884-92. Epub 2015/05/15.
- Crowell CS, Stamos JK. Evaluation of fever after international travel. *Pediatric annals*. 2011;40(1):39-44; quiz 5-7. Epub 2011/01/08.
- Cucunawangsih, Lugito NP, Kurniawan A. Immunoglobulin G (IgG) to IgM ratio in secondary adult dengue infection using samples from early days of symptoms onset. *BMC infectious diseases*. 2015;15:276. Epub 2015/07/22.
- Cucunawangsih; Sungono VLNPH, Author A, Department of Microbiology FoM, Pelita Harapan University TI, Department of Internal Medicine FoMP, Harapan University TI, et al. Distribution of dengue virus serotype in Tangerang, Indonesia. *International Journal of Tropical Medicine*. 2016;11(4):80-3.
- Cuevas C, Universidad Nacional de A, Sánchez Bernal S. Prácticas, aceptabilidad y percepción de cuidadores de niños/ as beneficiarios del programa alimentario nutricional integral- PANI de 2 hospitales del departamento central del Paraguay. *Rev salud pública Parag*. 2016;6(2):33-40.
- Cummings DA, Iamsirithaworn S, Lessler JT, McDermott A, Prasanthong R, Nisalak A, et al. The impact of the demographic transition on dengue in Thailand: insights from a statistical analysis and mathematical modeling. *PLoS medicine*. 2009;6(9):e1000139. Epub 2009/09/02.
- Cunha MDP, Santos CAD, Neto D, Schanoski AS, Pour SZ, Passos SD, et al. Outbreak of chikungunya virus in a vulnerable population of Sergipe, Brazil-A molecular and serological survey. *Journal of clinical virology*. 2017;97:44-9.
- Cuong HQ, Hien NT, Duong TN, Phong TV, Cam NN, Farrar J, et al. Quantifying the emergence of dengue in Hanoi, Vietnam: 1998-2009. *PLoS neglected tropical diseases*. 2011;5(9):e1322. Epub 2011/10/08.
- da Silva NS, Undurraga EA, da Silva Ferreira ER, Estofolete CF, Nogueira ML. Clinical, laboratory, and demographic determinants of hospitalization due to dengue in 7613 patients: A retrospective study based on hierarchical models. *Acta tropica*. 2018;177:25-31. Epub 2017/10/02.
- da Silva NSUEAVATNML, Author A, União das Faculdades d, Grandes Lagos SJdRPB, Laboratório de M, Matemática e Estatística em Medicina UdFdG, et al. Comparison between the traditional (1997) and revised (2009) WHO classifications of dengue disease: a retrospective study of 30 670 patients. *Tropical Medicine and International Health*. 2018;23(12):1282-93.
- Dang TN, Naka I, Sa-Ngasang A, Anantapreecha S, Chanama S, Wichukchinda N, et al. A replication study confirms the association of GWAS-identified SNPs at MICB and PLCE1 in Thai patients with dengue shock syndrome. *BMC medical genetics*. 2014;15:58. Epub 2014/06/03.
- Dang TN, Naka I, Sa-Ngasang A, Anantapreecha S, Wichukchinda N, Sawanpanyalert P, et al. Association of BAK1 single nucleotide polymorphism with a risk for dengue hemorrhagic fever. *BMC medical genetics*. 2016;17(1):43. Epub 2016/07/13.
- Das D, Mongkolaungkoon S, Suresh MR. Super induction of dengue virus NS1 protein in *E. coli*. *Protein Expr Purif*. 2009;66(1):66-72.
- Dasti JI, Author A, Department of Microbiology Q-i-A, University IP, Correspondence A, J.I. Dasti DoMQ-i-AUI, et al. Zika virus infections: An overview of current scenario. *Asian Pacific journal of tropical medicine*. 2016;9(7):621-5.
- Datta S, Wattal C. Dengue NS1 antigen detection: a useful tool in early diagnosis of dengue virus infection. *Indian journal of medical microbiology*. 2010;28(2):107-10. Epub 2010/04/21.
- Davidson TDVICCDC, Author A, Department of C, Adolescent Health TUotl, University Hospital of theWest Indies KJ, Department of Microbiology SoVTU, et al. Outcome of dengue in hospitalized Jamaican children. *West Indian Medical Journal*. 2016;65(3):442-9.
- Dayan G, Arredondo JL, Carrasquilla G, Deseda CC, Dietze R, Luz K, et al. Prospective cohort study with active surveillance for fever in four dengue endemic countries in Latin America. *The American journal of tropical medicine and hygiene*. 2015;93(1):18-23. Epub 2015/05/28.
- Dayan GH, Galán-Herrera JF, Forrat R, Zambrano B, Bouckenoghe A, Harenberg A, et al. Assessment of bivalent and tetravalent dengue vaccine formulations in flavivirus-naïve adults in Mexico. *Human vaccines & immunotherapeutics*. 2014;10(10):2853-63.
- Dayan GH, Galan-Herrera JF, Forrat R, Zambrano B, Bouckenoghe A, Harenberg A, et al. Assessment of bivalent and tetravalent dengue vaccine formulations in flavivirus-naïve adults in Mexico. *Human vaccines & immunotherapeutics*. 2014;10(10):2853-63. Epub 2014/12/09.
- Dayan GH, Garbes P, Noriega F, Izoton de Sadovsky AD, Rodrigues PM, Giuberti C, et al. Immunogenicity and safety of a recombinant tetravalent dengue vaccine in children and adolescents ages 9-16 years in Brazil. *The American journal of tropical medicine and hygiene*. 2013;89(6):1058-65. Epub 2013/11/06.

---

Dayan GH, Villar LA, Arredondo JL, Rivera M, Cunha R, Deseda C, et al. Efficacy of the cyd dengue vaccine; results of a randomized, placebo-controlled, multicenter phase iii trial in Latin America. *American journal of tropical medicine and hygiene*. 2014;91(5 SUPPL. 1):173.

---

De Alwis KN, Abeysinghe MR, Wickramesinghe AR, Wijesinghe PR. A cohort event monitoring to determine the adverse events following administration of mouse brain derived, inactivated Japanese Encephalitis vaccine in an endemic district in Sri Lanka. *Vaccine*. 2014;32(8):924-30. Epub 2014/01/11.

---

de Araújo JMG, Gomes GM, da Costa Faria NR, de Araújo ESM, de Filippis AMB, dos Santos FB, et al. Evaluation of a generic RT-nested-PCR for detection of flaviviruses in suspected fatal cases of dengue infection, Rio de Janeiro, Brazil. *Journal of virological methods*. 2012;186(1-2):167-70.

---

de Araujo TVB, Rodrigues LC, de Alencar Ximenes RA, de Barros Miranda-Filho D, Montarroyos UR, de Melo APL, et al. Association between Zika virus infection and microcephaly in Brazil, January to May, 2016: preliminary report of a case-control study. *Lancet infectious diseases*. 2016;(no pagination).

---

De Carvalho Bittencourt M, Martial J, Cabie A, Thomas L, Cesaire R. Decreased peripheral dendritic cell numbers in dengue virus infection. *Journal of clinical immunology*. 2012;32(1):161-72. Epub 2011/10/05.

---

De Cock KM, Simone PM, Davison V, Slutsker L. The new global health. *Emerging infectious diseases*. 2013;19(8):1192-7.

---

de Laval F, Leparco-Goffart I, Meynard JB, Daubigny H, Simon F, Briolant S. Infections à virus Zika. *Med Sante Trop*. 2016;26(2):145-50.

---

de Moraes JC, Toscano CM, de Barros EN, Kemp B, Lievano F, Jacobson S, et al. Etiologies of rash and fever illnesses in Campinas, Brazil. *The Journal of infectious diseases*. 2011;204 Suppl 2:S627-36. Epub 2011/11/01.

---

de Oliveira DB, Candiani TM, Franco-Luiz APM, Almeida GMF, Abrahao JS, Rios M, et al. Etiological agents of viral meningitis in children from a dengue-endemic area, Southeast region of Brazil. *Journal of the neurological sciences*. 2017;375:390-4. Epub 2017/03/23.

---

de Oliveira SA, Bastos Camacho LA, Fernandes Bruno L, de Gusmao RC, de Medeiros Pereira AC, Coca Velarde LG, et al. Acute arthropathy in patients with rash diseases: a comparative study. *Clinical rheumatology*. 2009;28(9):1067-71. Epub 2009/05/06.

---

de Oliveira WK, de Franca GVA, Carmo EH, Duncan BB, de Souza Kuchenbecker R, Schmidt MI. Infection-related microcephaly after the 2015 and 2016 Zika virus outbreaks in Brazil: a surveillance-based analysis. *Lancet (London, England)*. 2017;390(10097):861-70. Epub 2017/06/26.

---

de Souza Pereira BB, Darrigo Junior LG, de Mello Costa TC, Felix AC, Simoes BP, Stracieri AB, et al. Prolonged viremia in dengue virus infection in hematopoietic stem cell transplant recipients and patients with hematological malignancies. *Transplant infectious disease : an official journal of the Transplantation Society*. 2017;19(4). Epub 2017/05/06.

---

Delgado-Enciso I, Lopez-Lemus UA, Valcarcel-Gamino JA, Rodriguez-Sanchez IP, Valle-Reyes S, Martinez-Fierro ML, et al. Dengue virus-1 NS5 genetic variant associated with a severe clinical infection: Possible reduction of the innate immune response by inhibition of interferon type 1 and the Janus kinase-signal transducer and activator of transcription signaling pathway. *International journal of molecular medicine*. 2018;41(4):2263-9. Epub 2018/01/19.

---

Dellamonica P. [Dengue fever: clinical features]. *Archives de pediatrie : organe officiel de la Societe francaise de pediatrie*. 2009;16 Suppl 2:S80-4. Epub 2009/10/20. La dengue: aspects cliniques.

---

Dellamonica P. La dengue: aspects cliniques. *Archives de pediatrie : organe officiel de la Societe francaise de pediatrie*. 2009;16 Suppl 2:S80-4.

---

Dengue and severe dengue factsheet (revised in January 2012). *Wkly Epidemiol Rec*. 2012;87(8):68-70.

---

Dengue fever among U.S. travelers returning from the Dominican Republic - Minnesota and Iowa, 2008. *MMWR Morbidity and mortality weekly report*. 2010;59(21):654-6. Epub 2010/06/04.

---

Dengue outbreak--Federated States of Micronesia, 2012-2013. *MMWR Morbidity and mortality weekly report*. 2013;62(28):570-3. Epub 2013/07/19.

---

Dengue vaccine: WHO position paper July 2016. *Wkly Epidemiol Rec*. 2016;91(30):349-64.

---

Dengue virus infections among travelers returning from Haiti--Georgia and Nebraska, October 2010. *MMWR Morbidity and mortality weekly report*. 2011;60(27):914-7.

---

de-Oliveira-Pinto LM, Gandini M, Freitas LP, Siqueira MM, Marinho CF, Setubal S, et al. Profile of circulating levels of IL-1Ra, CXCL10/IP-10, CCL4/MIP-1beta and CCL2/MCP-1 in dengue fever and parvovirus. *Memorias do Instituto Oswaldo Cruz*. 2012;107(1):48-56. Epub 2012/02/09.

---

Desai SNKD, Author A, Institute of Medical Education Do, Pediatrics CsHoMDMIUS, Institute of Medical Education CsHoM, Detroit MIUS, et al. A young girl with fever in India. *International Pediatrics*. 2006;21(3):148-51.

---

Descloux E, La Fuentez C, Roca Y, De Lamballerie X. Clinical significance of intra-host variability of Dengue-1 virus in venous and capillary blood. *Clinical microbiology and infection : the official publication of the European Society of Clinical Microbiology and Infectious Diseases*. 2014;20(3):O167-75. Epub 2014/01/09.

---

Deshwal R, Qureshi MI, Singh R. Clinical and Laboratory Profile of Dengue Fever. *The Journal of the Association of Physicians of India*. 2015;63(12):30-2. Epub 2016/09/27.

---

Dettogni RS, Tristao-Sa R, Dos Santos M, da Silva FF, Louro ID. Single nucleotide polymorphisms in immune system genes and their association with clinical symptoms persistence in dengue-infected persons. *Human immunology*. 2015;76(10):717-23. Epub 2015/10/03.

---

- Devignot S, Sapet C, Duong V, Bergon A, Rihet P, Ong S, et al. Genome-wide expression profiling deciphers host responses altered during dengue shock syndrome and reveals the role of innate immunity in severe dengue. *PLoS one*. 2010;5(7):e11671. Epub 2010/07/24.
- Dhandapani ESM, Author A, Madras Medical College RGG, General Hospital CI, Correspondence A, E. Dhandapani MMCRGGG, et al. A study of clinical profile in dengue cases. *International Journal of Pharma and Bio Sciences*. 2015;6(2):B84-B92.
- Dhanoa A, Hassan SS, Ngim CF, Lau CF, Chan TS, Adnan NA, et al. Impact of dengue virus (DENV) co-infection on clinical manifestations, disease severity and laboratory parameters. *BMC infectious diseases*. 2016;16(1):406. Epub 2016/08/16.
- Dhanoa A, Rajasekaram G, Hassan SS, Ramadas A, Azreen Adnan NA, Lau CF, et al. Risk factors and clinical outcome of profound thrombocytopenia in adult patients with DENV infections. *Platelets*. 2017;28(7):724-7. Epub 2017/03/14.
- Dhingra B, Mishra D. Early diagnosis of febrile illness: the need of the hour. *Indian pediatrics*. 2011;48(11):845-9. Epub 2012/06/20.
- Dhooira GSBDBHS, Author A, Department o, Pediatrics DMCLPI, Correspondence A, G.S. Dhooira DoPDMCL, et al. Clinical profile and outcome in children of dengue hemorrhagic fever in north India. *Iranian Journal of Pediatrics*. 2008;18(3):222-8.
- Diallo I, Sondo KA, Tieno H, Tamelokpo EY, Zoungrana J, Sagna Y, et al. [About 98 cases of dengue hospitalized in a private clinic of Ouagadougou: epidemiology, diagnostic and evolution]. *Bulletin de la Societe de pathologie exotique (1990)*. 2017;110(5):291-6. Epub 2018/01/05. A propos de 98 cas de dengue hospitalises dans une clinique privee de Ouagadougou : aspects epidemiologiques, diagnostiques et evolutifs.
- Dias JdJ, Branco MDRFC, Queiroz RCdS, Santos AMD, Moreira EPB, Silva MdSd. Analysis of dengue cases according to clinical severity, São Luís, Maranhão, Brazil. *Revista do Instituto de Medicina Tropical de Sao Paulo*. 2017;59:e71-e.
- Dias JJJ, Branco M, Queiroz RCS, Santos AMD, Moreira EPB, Silva M. Analysis of dengue cases according to clinical severity, Sao Luis, Maranhao, Brazil. *Revista do Instituto de Medicina Tropical de Sao Paulo*. 2017;59:e71. Epub 2017/11/09.
- Diaz-Quijano FA, Villar-Centeno LA, Martinez-Vega RA. [Reducing hospitalization with the use of a dengue management algorithm in Colombia]. *Revista panamericana de salud publica = Pan American journal of public health*. 2011;30(3):248-54. Epub 2011/11/10. Reduccion de la hospitalizacion mediante un algoritmo de manejo del dengue en Colombia.
- Diaz-Quijano FA, Villar-Centeno LA, Martinez-Vega RA. Predictors of spontaneous bleeding in patients with acute febrile syndrome from a dengue endemic area. *Journal of clinical virology : the official publication of the Pan American Society for Clinical Virology*. 2010;49(1):11-5. Epub 2010/07/29.
- Diaz-Quijano FA, Villar-Centeno LA, Martínez-Vega RA. Reducción de la hospitalización mediante un algoritmo de manejo del dengue en Colombia. *Revista panamericana de salud publica = Pan American journal of public health*. 2011;30(3):248-54.
- Díaz-Quijano FAM-VRAV-CLÁ, Author A, Grupo de Epidemiología Clínica Cd, Investigaciones Epidemiológicas UIdS, Colombia B, Escuela de M, et al. Correlation between variation of hematocrit and other indicators of severity in dengue ORIGINAL (NON-ENGLISH) TITLE Asociación entre la magnitud del viraje del hematocrito y otros indicadores de severidad en dengue. *Colombia Medica*. 2009;40(4):408-14.
- Dikopoulos N, Zizer E. Koinkidenz einer chronischen Hepatitis C und einer autoimmunen Hepatitis Typ 3 - Erfolgreiche Therapie mit den neuen direkt antiviral wirksamen Medikamenten. *Z Gastroenterol*. 2016;54(8):770-3.
- Dimaano EM, Saito M, Honda S, Miranda EA, Alonzo MT, Valerio MD, et al. Lack of efficacy of high-dose intravenous immunoglobulin treatment of severe thrombocytopenia in patients with secondary dengue virus infection. *American journal of tropical medicine and hygiene*. 2007;77(6):1135-8.
- Dinand V, Metzler V, Yadav SP, Sachdeva A. Atypical dengue Fever in a splenectomized boy with glucose-6-phosphodehydrogenase deficiency and thalassemia intermedia. *Indian journal of pediatrics*. 2011;78(4):482-4.
- Dinkar A, Singh J, Prakash P, Das A, Nath G. Hidden burden of chikungunya in North India; A prospective study in a tertiary care centre. *Journal of infection and public health*. 2018;11(4):586-91. Epub 2017/10/11.
- Dirlikov E, Rodríguez C, Morales S, Martínez LC, Mendez JB, Sanchez AC, et al. Notes from the Field: Imported Cases of Malaria--Puerto Rico, July-October 2015. *MMWR Morbidity and mortality weekly report*. 2016;65(12):326-7.
- Dirlikov E, Ryff KR, Torres-Aponte J, Thomas DL, Perez-Padilla J, Munoz-Jordan J, et al. Update: Ongoing Zika Virus Transmission - Puerto Rico, November 1, 2015-April 14, 2016. *MMWR Morbidity and mortality weekly report*. 2016;65(17):451-5. Epub 2016/05/07.
- Djamiatun K, Ferwerda B, Netea MG, van der Ven AJ, Dolmans WM, Faradz SM. Toll-like receptor 4 polymorphisms in dengue virus-infected children. *The American journal of tropical medicine and hygiene*. 2011;85(2):352-4. Epub 2011/08/05.
- Djossou F, Vesin G, Bidaud B, Mosnier E, Simonnet C, Matheus S, et al. Incidence and Predictive Factors of Central Nervous System Dysfunction in Patients Consulting for Dengue Fever in Cayenne Hospital, French Guiana. *PLoS one*. 2016;11(3):e0150828. Epub 2016/03/18.

- Djossou F, Vesin G, Elenga N, Demar M, Epelboin L, Walter G, et al. A predictive score for hypotension in patients with confirmed dengue fever in Cayenne Hospital, French Guiana. *Transactions of the Royal Society of Tropical Medicine and Hygiene*. 2016;110(12):705-13. Epub 2017/09/25.
- Docquir J, Tuerlinckx D, Bodart E. [Dengue shock syndrome]. *Revue medicale de Liege*. 2009;64(11):548-51. Epub 2010/01/15. Le cas clinique du mois. A propos d' une fièvre "importee.
- Docquir J, Tuerlinckx D, Bodart E. Le cas clinique du mois. A propos d' une fièvre "importée. *Revue medicale de Liege*. 2009;64(11):548-51.
- Döhlemann C, Ellert A, Güntner M, Durner J, Gockereil N, Messmer E, et al. Infrarotspektroskopie von alten Harnsteinen aus den Motivgaben der Wallfahrtskirche Grafrath. *Urologe A*. 2011;50(4):466-76.
- Dorigatti I, Aguas R, Donnelly CA, Guy B, Coudeville L, Jackson N, et al. Modelling the immunological response to a tetravalent dengue vaccine from multiple phase-2 trials in Latin America and South East Asia. *Vaccine*. 2015;33(31):3746-51. Epub 2015/06/09.
- Dorigatti I, Donnelly CA, Laydon DJ, Small R, Jackson N, Coudeville L, et al. Refined efficacy estimates of the Sanofi Pasteur dengue vaccine CYD-TDV using machine learning. *Nature communications*. 2018;9(1):3644. Epub 2018/09/09.
- Dörr HG, Hauffa BP, Wallaschofski H. Im Kindesalter diagnostizierter und behandelter Wachstumshormonmangel: Umgang mit den Patienten in der Transitionsphase. Ergebnisse einer Umfrage unter Pädiatrischen und Internistischen Endokrinologen. *Dtsch Med Wochenschr*. 2009;134(50):2551-5.
- Dos Santos Carmo AM, Suzuki RB, Riquena MM, Eterovic A, Speranca MA. Maintenance of demographic and hematological profiles in a long-lasting dengue fever outbreak: implications for management. *Infectious diseases of poverty*. 2016;5(1):84. Epub 2016/09/07.
- Doucoure S, Mouchet F, Cornélie S, DeHecq JS, Rutee AH, Roca Y, et al. Evaluation of the human IgG antibody response to *Aedes albopictus* saliva as a new specific biomarker of exposure to vector bites. *PLoS neglected tropical diseases*. 2012;6(2):e1487. Epub 2012/03/01.
- Doucoure S, Mouchet F, Cornélie S, Drame PM, Ortenzio E, DeHecq JS, et al. Human antibody response to *Aedes albopictus* salivary proteins: a potential biomarker to evaluate the efficacy of vector control in an area of Chikungunya and Dengue Virus transmission. *BioMed research international*. 2014;2014:746509-.
- Doucoure S, Mouchet F, Cournil A, Le Goff G, Cornélie S, Roca Y, et al. Human antibody response to *Aedes aegypti* saliva in an urban population in Bolivia: a new biomarker of exposure to Dengue vector bites. *The American journal of tropical medicine and hygiene*. 2012;87(3):504-10.
- Douvoyiannis M, Litman N, Goldman DL. A traveler with rash and thrombocytopenia. *Clin Pediatr (Phila)*. 2009;48(5):568-71.
- Dowling M, Ellis T. A sudden pain in the neck: an atypical presentation of cystic lymphangioma. *BMJ case reports*. 2015;2015.
- Duangmala TLPKP, Author A, Department, of Pediatrics SHKKUKK, Thailand, Correspondence A, et al. Unusual clinical manifestations of dengue infection in children in a tertiary care hospital in northeast Thailand. *Asian Biomedicine*. 2014;8(1):97-103.
- Duarte G, Moron AF, Timerman A, Fernandes CE, Mariani Neto C, Almeida Filho GL, et al. Zika Virus Infection in Pregnant Women and Microcephaly. *Revista brasileira de ginecologia e obstetricia : revista da Federacao Brasileira das Sociedades de Ginecologia e Obstetricia*. 2017;39(5):235-48. Epub 2017/06/03. Infeccao do virus Zika em gestantes e microcefalia.
- Duarte MdCMB, Oliveira Neto AFd, Bezerra PGdM, Cavalcanti LA, Silva VMdB, Abreu SGAAd, et al. Chikungunya infection in infants. *Rev bras saúde mater infant*. 2016;16(supl.1):S63-S71.
- Dubey AP, Agarkhedkar S, Chhatwal J, Narayan A, Ganguly S, Wartel TA, et al. Immunogenicity and safety of a tetravalent dengue vaccine in healthy adults in India: A randomized, observer-blind, placebo-controlled phase II trial. *Human vaccines & immunotherapeutics*. 2016;12(2):512-8. Epub 2015/08/21.
- Duffy MR, Chen TH, Hancock WT, Powers AM, Kool JL, Lanciotti RS, et al. Zika virus outbreak on Yap Island, Federated States of Micronesia. *The New England journal of medicine*. 2009;360(24):2536-43. Epub 2009/06/12.
- Duijster JW, Goorhuis A, van Genderen PJ, Visser LG, Koopmans MP, Reimerink JH, et al. Zika virus infection in 18 travellers returning from Surinam and the Dominican Republic, The Netherlands, November 2015-March 2016. *Infection*. 2016;44(6):797-802. Epub 2016/05/23.
- Dumre SP, Shakya G, Na-Bangchang K, Eursitthichai V, Rudi Grams H, Upreti SR, et al. Dengue virus and Japanese encephalitis virus epidemiological shifts in Nepal: a case of opposing trends. *The American journal of tropical medicine and hygiene*. 2013;88(4):677-80.
- Dung NT, Duyen HT, Thuy NT, Ngoc TV, Chau NV, Hien TT, et al. Timing of CD8+ T cell responses in relation to commencement of capillary leakage in children with dengue. *Journal of immunology (Baltimore, Md : 1950)*. 2010;184(12):7281-7. Epub 2010/05/21.
- Dunmire SK, Odumade OA, Porter JL, Reyes-Genere J, Schmeling DO, Bilgic H, et al. Primary EBV infection induces an expression profile distinct from other viruses but similar to hemophagocytic syndromes. *PLoS one*. 2014;9(1):e85422. Epub 2014/01/28.

- 
- Duong V, Lambrechts L, Paul RE, Ly S, Lay RS, Long KC, et al. Asymptomatic humans transmit dengue virus to mosquitoes. *Proceedings of the National Academy of Sciences of the United States of America*. 2015;112(47):14688-93. Epub 2015/11/11.
- 
- Duong V, Ly S, Lorn Try P, Tuiskunen A, Ong S, Chreung N, et al. Clinical and virological factors influencing the performance of a NS1 antigen-capture assay and potential use as a marker of dengue disease severity. *PLoS neglected tropical diseases*. 2011;5(7):e1244. Epub 2011/08/04.
- 
- Durán A, González A, Delgado L, Mosquera J, Valero N. Serum level of C-reactive protein is not a parameter to determine the difference between viral and atypical bacterial infections. *Journal of medical virology*. 2016;88(2):351-5.
- 
- Duran A, Ochoa E, Alcocer S, Gomez M, Millano M, Martinez O, et al. [Frequency of gastrointestinal signs and symptoms of dengue. Analysis of a cohort of 1484 patients]. *Investigacion clinica*. 2013;54(3):299-310. Epub 2013/12/21. Frecuencia de signos y sintomas gastrointestinales del dengue. Analisis de una cohorte de 1484 pacientes.
- 
- Durán A, Ochoa E, Alcocer S, Gómez M, Millano M, Martínez O, et al. Frecuencia de signos y síntomas gastrointestinales del dengue. Análisis de una cohorte de 1484 pacientes. *Investigacion clinica*. 2013;54(3):299-310.
- 
- Durbin AP, Wright PF, Cox A, Kagucia W, Elwood D, Henderson S, et al. The live attenuated chimeric vaccine rWN/DEN4Delta30 is well-tolerated and immunogenic in healthy flavivirus-naive adult volunteers. *Vaccine*. 2013;31(48):5772-7. Epub 2013/08/24.
- 
- Dussart P, Baril L, Petit L, Beniguel L, Quang LC, Ly S, et al. Clinical and virological study of dengue cases and the members of their households: the multinational DENFRAME Project. *PLoS neglected tropical diseases*. 2012;6(1):e1482. Epub 2012/02/01.
- 
- Duthade MM, Bhakare JK, Damle AS. Clinical profile of dengue haemorrhagic fever from Jan 2009 to Dec 2009 in and around Aurangabad. *The Journal of communicable diseases*. 2011;43(2):131-4. Epub 2011/06/01.
- 
- Dutta SDJLSDMBKSBBLALVSLCJDBSK, Author A, National Institute of C, Enteric Diseases SXMPCIT, road BKI, International Vaccine Institute SB-dK-gS, et al. Increased utilization of treatment centre facilities during a dengue fever outbreak in Kolkata, India. *Dengue Bulletin*. 2008;32:162-6.
- 
- Duyen HT, Ngoc TV, Ha do T, Hang VT, Kieu NT, Young PR, et al. Kinetics of plasma viremia and soluble nonstructural protein 1 concentrations in dengue: differential effects according to serotype and immune status. *The Journal of infectious diseases*. 2011;203(9):1292-300. Epub 2011/02/22.
- 
- Dzul-Rosado KRMNL-CCZ-CJEG-CS, Author A, Laboratorio d, enfermedades emergentes y reemergentes CdIR, Dr. Hideyo Noguchi UAdYMM, School of Medicine HS, et al. Epidemiologic profile and clinical course of four confirmed rickettsiosis cases in Southern Mexico during 2016. *Clinical Case Reports*. 2018;6(1):119-24.
- 
- Edelman R, Wasserman SS, Bodison SA, Putnak RJ, Eckels KH, Tang D, et al. Phase I trial of 16 formulations of a tetravalent live-attenuated dengue vaccine. *American journal of tropical medicine and hygiene*. 2003;69(6 Suppl):48-60.
- 
- Eggers K, De Nil LF, Van den Bergh BRH. Inhibitory control in childhood stuttering. *J Fluency Disord*. 2013;38(1):1-13.
- 
- Elenga N. Discriminating Malaria from Dengue Fever and Chikungunya Infection in Children Living in Endemic Areas. *Indian journal of pediatrics*. 2017;84(8):649-50.
- 
- Elfvig K, Shakely D, Andersson M, Baltzell K, Ali AS, Bachelard M, et al. Acute Uncomplicated Febrile Illness in Children Aged 2-59 months in Zanzibar - Aetiologies, Antibiotic Treatment and Outcome. *PloS one*. 2016;11(1):e0146054. Epub 2016/01/29.
- 
- El-Gilany AHEAHS, Author A, Public Health F, Community, Medicine Department CoMiA-HKF, University SA, et al. Clinico-epidemiological features of dengue fever in Saudi Arabia. *Asian Pacific journal of tropical medicine*. 2010;3(3):220-3.
- 
- Elling R, Henneke P, Hatz C, Hufnagel M. Dengue fever in children: where are we now? *The Pediatric infectious disease journal*. 2013;32(9):1020-2.
- 
- Ellis EM, Sharp TM, Perez-Padilla J, Gonzalez L, Poole-Smith BK, Lebo E, et al. Incidence and Risk Factors for Developing Dengue-Associated Hemophagocytic Lymphohistiocytosis in Puerto Rico, 2008 - 2013. *PLoS neglected tropical diseases*. 2016;10(8):e0004939. Epub 2016/08/25.
- 
- Elsinga J, Halabi Y, Gerstenbluth I, Tami A, Grobusch MP. Consequences of a recent past dengue infection for acute and long-term chikungunya outcome: A retrospective cohort study in Curacao. *Travel medicine and infectious disease*. 2018;23:34-43. Epub 2018/04/04.
- 
- Elsinga J, Lizarazo EF, Vincenti MF, Schmidt M, Velasco-Salas ZI, Arias L, et al. Health Seeking Behaviour and Treatment Intentions of Dengue and Fever: A Household Survey of Children and Adults in Venezuela. *PLoS neglected tropical diseases*. 2015;9(12):e0004237. Epub 2015/12/02.
- 
- Emmerich P, Mika A, Schmitz H. Detection of serotype-specific antibodies to the four dengue viruses using an immune complex binding (ICB) ELISA. *PLoS neglected tropical diseases*. 2013;7(12):e2580. Epub 2014/01/05.
- 
- Endy TP, Anderson KB, Nisalak A, Yoon IK, Green S, Rothman AL, et al. Determinants of inapparent and symptomatic dengue infection in a prospective study of primary school children in Kamphaeng Phet, Thailand. *PLoS neglected tropical diseases*. 2011;5(3):e975. Epub 2011/03/11.
-

- Epelboin L, Boule C, Ouar-Epelboin S, Hanf M, Dussart P, Djossou F, et al. Discriminating malaria from dengue fever in endemic areas: clinical and biological criteria, prognostic score and utility of the C-reactive protein: a retrospective matched-pair study in French Guiana. *PLoS neglected tropical diseases*. 2013;7(9):e2420. Epub 2013/09/27.
- Eppes C, Rac M, Dunn J, Versalovic J, Murray KO, Suter MA, et al. Testing for Zika virus infection in pregnancy: key concepts to deal with an emerging epidemic. *American journal of obstetrics and gynecology*. 2017;216(3):209-25. Epub 2017/01/28.
- Eppy, Suhendro, Nainggolan L, Rumende CM. The Differences Between Interleukin-6 and C-reactive Protein Levels Among Adult Patients of Dengue Infection with and without Plasma Leakage. *Acta medica Indonesiana*. 2016;48(1):3-9. Epub 2016/06/01.
- Escosteguy CC, Pereira AGL, Medronho RdA, Rodrigues CS, Chagas KKFd. Diferenças, segundo faixa etária, do perfil clínicoepidemiológico dos casos de dengue grave atendidos no Hospital Federal dos Servidores do Estado, Rio de Janeiro-RJ, Brasil, durante a epidemia de 2008. *Epidemiol serv saúde*. 2013;22(1):67-76.
- Esmer E, Derst P, Lefering R, Schulz M, Siekmann H, Delank KS. Präklinische Einschätzung der Verletzungsart und schwere beim Schwerverletzten durch den Notarzt : Eine Auswertung des TraumaRegister DGU®. *Unfallchirurg*. 2017;120(5):409-16.
- Esposito DH, Han PV, Kozarsky PE, Walker PF, Gkrania-Klotsas E, Barnett ED, et al. Characteristics and spectrum of disease among ill returned travelers from pre- and post-earthquake Haiti: The GeoSentinel experience. *The American journal of tropical medicine and hygiene*. 2012;86(1):23-8. Epub 2012/01/11.
- Esser J. Brillenbestimmung durch den Kinderarzt? *Klin Monbl Augenheilkd*. 2010;227(10):759-.
- Estrada B, Author A, Department of Pediatrics DoID, University of South Alabama MALUS, Correspondence A, B. Estrada DoPDolUo, et al. Dengue in children. *Infections in Medicine*. 2005;22(9):394.
- Faccini-Martínez AA, Forero-Becerra EG, Cortés-Vecino JA, Polo-Teran LJ, Jácome JH, Vargas JJ, et al. Caso probable de fiebre manchada ( *Rickettsia felis*) transmitida por pulgas. *Biomedica : revista del Instituto Nacional de Salud*. 2013;33(supl.1):9-13.
- Faccini-Martinez AA, Ramirez-Hernandez A, Barreto C, Forero-Becerra E, Millan D, Valbuena E, et al. Epidemiology of Spotted Fever Group Rickettsioses and Acute Undifferentiated Febrile Illness in Villeta, Colombia. *The American journal of tropical medicine and hygiene*. 2017;97(3):782-8. Epub 2017/07/20.
- Fahri S, Yohan B, Trimarsanto H, Sayono S, Hadisaputro S, Dharmana E, et al. Molecular surveillance of dengue in Semarang, Indonesia revealed the circulation of an old genotype of dengue virus serotype-1. *PLoS neglected tropical diseases*. 2013;7(8):e2354. Epub 2013/08/21.
- Fajardo-Dolci G, Meljem-Moctezuma J, Vicente-Gonzalez E, Venegas-Paez FV, Villalba-Espinoza I, Perez-Cardoso AL, et al. [Analysis of dengue fever deaths in Mexico: 2009]. *Revista medica del Instituto Mexicano del Seguro Social*. 2012;50(6):589-98. Epub 2013/01/22. Defunciones por dengue en Mexico. Analisis del ano 2009.
- Fajardo-Dolci G, Meljem-Moctezuma J, Vicente-González E, Venegas-Páez FV, Villalba-Espinoza I, Pérez-Cardoso AL, et al. Defunciones por dengue en México. Análisis del año 2009. *Revista medica del Instituto Mexicano del Seguro Social*. 2012;50(6):589-98.
- Falcon-Lezama JA, Ramos C, Zuniga J, Juarez-Palma L, Rangel-Flores H, Garcia-Trejo AR, et al. HLA class I and II polymorphisms in Mexican Mestizo patients with dengue fever. *Acta tropica*. 2009;112(2):193-7. Epub 2009/08/06.
- Fang LQSYZGPLLJJZJFZWWJXJYMM, Author A, State Key Laboratory of P, Biosecurity B, Institute of M, Epidemiology BC, et al. Travel-related infections in mainland China, 2014–16: an active surveillance study. *The Lancet Public Health*. 2018;3(8):e385-e94.
- Fang PP, Pfau M, Holz FG, Finger RP. Persistent visual loss in dengue fever due to outer retinal damage. *Clinical & experimental ophthalmology*. 2017;45(7):747-9. Epub 2017/04/18.
- Fantinato FF, Araujo EL, Ribeiro IG, Andrade MR, Dantas AL, Rios JM, et al. Description of the first cases of Zika virus fever investigated in municipalities of the Brazilian Northeastern Region, 2015. *Epidemiologia e servicios de saude : revista do Sistema Unico de Saude do Brasil*. 2016;25(4):683-90. Epub 2016/11/22. Descricao dos primeiros casos de febre pelo virus Zika investigados em municipios da regio Nordeste do Brasil, 2015.
- Fariz-Safhan MN, Tee HP, Abu Dzarr GA, Sapari S, Lee YY. Bleeding outcome during a dengue outbreak in 2005 in the East-coast region of Peninsular Malaysia: a prospective study. *Tropical biomedicine*. 2014;31(2):270-80. Epub 2014/08/20.
- Farrell DF, Lupone CD, Kenneson A, Cueva C, Heydari N, Barzallo Aguilera JH, et al. Case Report: An Acute Chikungunya Infection and a Recent Secondary Dengue Infection in a Peripartum Case in Ecuador. *The American journal of tropical medicine and hygiene*. 2018;98(3):838-40. Epub 2018/01/25.
- Faruque LI, Zaman RU, Alamgir AS, Gurley ES, Haque R, Rahman M, et al. Hospital-based prevalence of malaria and dengue in febrile patients in Bangladesh. *The American journal of tropical medicine and hygiene*. 2012;86(1):58-64. Epub 2012/01/11.
- Feikin DR, Scott JAG, Gessner BD. Use of vaccines as probes to define disease burden. *Lancet (London, England)*. 2014;383(9930):1762-70.
- Feitoza HAC, Koifman S, Koifman RJ, Saraceni V. Dengue infection during pregnancy and adverse maternal, fetal, and infant health outcomes in Rio Branco, Acre State, Brazil, 2007-2012. *Cadernos de saude publica*.

2017;33(5):e00178915. Epub 2017/06/15. Os efeitos maternos, fetais e infantis decorrentes da infeccao por dengue durante a gestacao em Rio Branco, Acre, Brasil, 2007-2012.

Ferede G, Tiruneh M, Abate E, Wondimeneh Y, Gadisa E, Howe R, et al. A study of clinical, hematological, and biochemical profiles of patients with dengue viral infections in Northwest Ethiopia: implications for patient management. *BMC infectious diseases*. 2018;18(1):616. Epub 2018/12/06.

Ferguson NM, Kien DT, Clapham H, Aguas R, Trung VT, Chau TN, et al. Modeling the impact on virus transmission of Wolbachia-mediated blocking of dengue virus infection of *Aedes aegypti*. *Science translational medicine*. 2015;7(279):279ra37. Epub 2015/03/20.

Ferguson NM, Rodriguez-Barraquer I, Dorigatti I, Mier YT-RL, Laydon DJ, Cummings DA. Benefits and risks of the Sanofi-Pasteur dengue vaccine: Modeling optimal deployment. *Science (New York, NY)*. 2016;353(6303):1033-6. Epub 2016/10/05.

Fernandez E, Smieja M, Walter SD, Loeb M. A retrospective cohort study to predict severe dengue in Honduran patients. *BMC infectious diseases*. 2017;17(1):676. Epub 2017/10/13.

Fernández-Mestre MNCVBJBCELZ, Author A, Laboratorio d, Fisiopatología IVdIC, Caracas V, Department o, et al. HLA alleles and dengue virus infection in Venezuelan patients: A preliminary study. *Inmunologia*. 2009;28(2):96-100.

Fernando SD, Paronavitane S, Galappaththy GNL. Malaria is an important differential diagnosis in visitors returning from Sri Lankan National Safari Parks. *Journal of travel medicine*. 2011;18(5):361-2.

Ferreira RA, de Oliveira SA, Gandini M, Ferreira Lda C, Correa G, Abiraude FM, et al. Circulating cytokines and chemokines associated with plasma leakage and hepatic dysfunction in Brazilian children with dengue fever. *Acta tropica*. 2015;149:138-47. Epub 2015/05/07.

Fialho FCDCAOSDAZMC-SPVNBE, Author A, State University of Rio d, Janeiro PS, Internal Medicine RdJ, Brazil, et al. The sublingual microcirculation in patients with dengue shock syndrome. *Journal of Vascular Research*. 2011;48 SUPPL. 1:262.

Field V, Gautret P, Schlagenhauf P, Burchard GD, Caumes E, Jensenius M, et al. Travel and migration associated infectious diseases morbidity in Europe, 2008. *BMC infectious diseases*. 2010;10:330. Epub 2010/11/19.

Fiestas Solórzano V, Sihuíncha Maldonado M, Donaires Toscano F, Durand Velazco S, García M M, Mamani E, et al. Características clínicas de pacientes internados en el Hospital de Apoyo de Iquitos &quot;César Garayar García&quot; durante la epidemia de dengue, enero-febrero de 2011. *Revista peruana de medicina experimental y salud pública*. 2011;28(1):78-82.

Fiestas Solorzano V, Sihuíncha Maldonado M, Donaires Toscano F, Durand Velazco S, Garcia MM, Mamani E, et al. [Clinical characteristics of patients admitted to hospital "Cesar Garayar Garcia", Iquitos during the dengue epidemic, January-February 2011]. *Revista peruana de medicina experimental y salud pública*. 2011;28(1):78-82. Epub 2011/05/04. Características clínicas de pacientes internados en el Hospital de Apoyo de Iquitos "Cesar Garayar Garcia" durante la epidemia de dengue, enero-febrero de 2011.

Figueiredo GG, Cezar RD, Freire NM, Teixeira VG, Baptista P, Cordeiro M, et al. Mannose-binding lectin gene (MBL2) polymorphisms related to the mannose-binding lectin low levels are associated to dengue disease severity. *Human immunology*. 2016;77(7):571-5. Epub 2016/05/18.

Flamand C, Fritzell C, Prince C, Abboud P, Ardillon V, Carvalho L, et al. Epidemiological assessment of the severity of dengue epidemics in French Guiana. *PLoS one*. 2017;12(2):e0172267. Epub 2017/02/15.

Flasche S, Jit M, Rodriguez-Barraquer I, Coudeville L, Recker M, Koelle K, et al. The Long-Term Safety, Public Health Impact, and Cost-Effectiveness of Routine Vaccination with a Recombinant, Live-Attenuated Dengue Vaccine (Dengvaxia): A Model Comparison Study. *PLoS medicine*. 2016;13(11):e1002181. Epub 2016/11/30.

Fleming S, Gill P, Jones C, Taylor JA, Van den Bruel A, Heneghan C, et al. The Diagnostic Value of Capillary Refill Time for Detecting Serious Illness in Children: A Systematic Review and Meta-Analysis. *PLoS one*. 2015;10(9):e0138155. Epub 2015/09/17.

Fong CY, Hlaing CS, Tay CG, Kadir KA, Goh KJ, Ong LC. Longitudinal extensive transverse myelitis with cervical epidural haematoma following dengue virus infection. *European journal of paediatric neurology : EJPN : official journal of the European Paediatric Neurology Society*. 2016;20(3):449-53. Epub 2016/02/24.

Fong CY, Hlaing CS, Tay CG, Ong LC. Post-dengue encephalopathy and Parkinsonism. *The Pediatric infectious disease journal*. 2014;33(10):1092-4.

Fonseca-Becerra CE, Bayona-Ospina MA. Dengue en recién nacidos: presentación de dos casos en Neiva (Huila, Colombia) y revisión de la literatura. *Rev Colomb Obstet Ginecol*. 2010;61(1):73-8.

Ford N, Hargreaves S, Shanks L. Mortality after fluid bolus in children with shock due to sepsis or severe infection: a systematic review and meta-analysis. *PLoS one*. 2012;7(8):e43953. Epub 2012/09/07.

Fornfeist S. Bericht über den Besuch der Parseghian Scientific Conference for Niemann-Pick Type C (NP-C) research, South Bend, Indiana: Auf der Suche nach Therapiemöglichkeiten für eine sehr seltene Erkrankung. *Kinderkrankenschwester*. 2011;30(10):425-7.

Forshey BM, Guevara C, Laguna-Torres VA, Cespedes M, Vargas J, Gianella A, et al. Arboviral etiologies of acute febrile illnesses in Western South America, 2000-2007. *PLoS neglected tropical diseases*. 2010;4(8):e787. Epub 2010/08/14.

- 
- Forshey BM, Reiner RC, Olkowski S, Morrison AC, Espinoza A, Long KC, et al. Incomplete Protection against Dengue Virus Type 2 Re-infection in Peru. *PLoS neglected tropical diseases*. 2016;10(2):e0004398. Epub 2016/02/06.
- 
- Fortuna C, Remoli ME, Rizzo C, Benedetti E, Fiorentini C, Bella A, et al. Imported arboviral infections in Italy, July 2014-October 2015: a National Reference Laboratory report. *BMC infectious diseases*. 2017;17(1):216. Epub 2017/03/18.
- 
- Fournet F, Rican S, Vaillant Z, Roudot A, Meunier-Nikiema A, Kassié D, et al. The Influence of Urbanization Modes on the Spatial Circulation of Flaviviruses within Ouagadougou (Burkina Faso). *International journal of environmental research and public health (Online)*. 2016;13(12).
- 
- Fowlkes AL, Witte D, Beeler J, Audet SA, Broadhead R, Bellini WJ, et al. Supplemental measles vaccine antibody response among HIV-infected and -uninfected children in Malawi after 1- and 2-dose primary measles vaccination schedules. *Vaccine*. 2016;34(12):1459-64.
- 
- França EL, Ferrari CKB, Mundo ADP, Honorio-França AC. Aspectos epidemiológicos da dengue em Jaciara, Mato Grosso. *Rev ciênc méd, (Campinas)*. 2011;20(5/6):121-6.
- 
- Francescantonio ICMSJFAAMGVAP, Author A, Hospital, Materno Infantil GGOB, Correspondence A, I.C.M. Franciscantonio HMIGGOB, et al. Dengue associated to septic arthritis of the hip a case report. *Advances in Rheumatology*. 2018;58:2018-09.
- 
- Francis G, Kappos L, O'Connor P, Collins W, Tang D, Mercier F, et al. Temporal profile of lymphocyte counts and relationship with infections with fingolimod therapy. *Multiple sclerosis (houndmills, basingstoke, england)*. 2014;20(4):471-80.
- 
- Franze M, Fendrich K, Schmidt CO, Splieth C, Hoffmann W. Schmerzen und Schmerzmanagement bei Kindern in Greifswald und Ostvorpommern: Vergleich mit den Ergebnissen des Kinder- und Jugendgesundheits surveys (KiGGS). *Gesundheitswesen*. 2010;72(8-9):e45-50.
- 
- Franze M, Gottschling A, Hoffmann W. Das Dortmunder Entwicklungsscreening für den Kindergarten (DESK 3-6) als Basis gezielter individueller Förderung in Kindertageseinrichtungen in Mecklenburg-Vorpommern. Erste Ergebnisse des Modellprojekts "Kinder in Kitas (KiK)" zur Akzeptanz des DESK 3-6 bei Erziehenden. *Bundesgesundheitsblatt Gesundheitsforschung Gesundheitsschutz*. 2010;53(12):1290-7.
- 
- Friberg H, Beaumier CM, Park S, Pazoles P, Endy TP, Mathew A, et al. Protective versus pathologic pre-exposure cytokine profiles in dengue virus infection. *PLoS neglected tropical diseases*. 2018;12(12):e0006975. Epub 2018/12/18.
- 
- Fried JR, Gibbons RV, Kalayanarooj S, Thomas SJ, Srikiatkachorn A, Yoon IK, et al. Serotype-specific differences in the risk of dengue hemorrhagic fever: an analysis of data collected in Bangkok, Thailand from 1994 to 2006. *PLoS neglected tropical diseases*. 2010;4(3):e617. Epub 2010/03/09.
- 
- Fritzsche CFARE, Author A, Abteilung für Tropenmedizin und Infektionskrankheiten KfI, Medizin UR, Abteilung f, Tropenmedizin und Infektionskrankheiten KfIM, et al. Selected tropical infectious diseases during pregnancy ORIGINAL (NON-ENGLISH) TITLE Ausgewählte tropische infektionskrankheiten in der schwangerschaft. *Gynakologe*. 2006;39(3):233-8.
- 
- Fry SR, Meyer M, Semple MG, Simmons CP, Sekaran SD, Huang JX, et al. The diagnostic sensitivity of dengue rapid test assays is significantly enhanced by using a combined antigen and antibody testing approach. *PLoS neglected tropical diseases*. 2011;5(6):e1199. Epub 2011/06/30.
- 
- Furuichi M, Makie T, Honma Y, Isoda T, Miyake S. Laboratory-confirmed dengue fever and chikungunya fever cases at the Narita Airport Quarantine Station in 2013. *Japanese journal of infectious diseases*. 2015;68(2):142-4. Epub 2014/11/26.
- 
- Furuta T, Murao LA, Lan NT, Huy NT, Huong VT, Thuy TT, et al. Association of mast cell-derived VEGF and proteases in Dengue shock syndrome. *PLoS neglected tropical diseases*. 2012;6(2):e1505. Epub 2012/03/01.
- 
- Gabor JJ, Schwarz NG, Esen M, Kremser PG, Grobusch MP. Dengue and chikungunya seroprevalence in Gabonese infants prior to major outbreaks in 2007 and 2010: A sero-epidemiological study. *Travel medicine and infectious disease*. 2016;14(1):26-31. Epub 2016/02/13.
- 
- Gadelha DN, Ventura BV, Ventura LM, Miller MT, Cordeiro MT, Castro CM. [Humoral immune response to dengue virus in mothers/children: relation with Mobius sequence]. *Arquivos brasileiros de oftalmologia*. 2009;72(3):327-31. Epub 2009/08/12. Resposta humoral ao virus dengue em maes/filhos: relacao com a sequencia de Mobius.
- 
- Gadelha DNB, Ventura BV, Ventura LMVdO, Miller MT, Cordeiro MT, Castro CMMBd. Resposta humoral ao virus dengue em mães/filhos: relação com a sequência de Möbius. *Arquivos brasileiros de oftalmologia*. 2009;72(3):327-31.
- 
- Gadelha DNB, Ventura BV, Ventura LMVdO, Miller MT, Cordeiro MT, Castro CMMBd. Resposta humoral ao virus dengue em mães/filhos: relação com a sequência de Möbius. *Arquivos brasileiros de oftalmologia*. 2009;72(3):327-31.
- 
- Gadia CLB, Manirakiza A, Tekpa G, Konamna X, Vickos U, Nakoune E. Identification of pathogens for differential diagnosis of fever with jaundice in the Central African Republic: a retrospective assessment, 2008-2010. *BMC infectious diseases*. 2017;17(1):735. Epub 2017/12/01.
-

- Gafoor ICSUKGRSVKSSCKRTRNBK, Author A, Correspondence A, Gafoor I, Full Record Entry D. Acute febrile illness in adult intensive care unit: The disease spectrum and outcome-an experience from a tertiary care hospital in North India. *Indian Journal of Critical Care Medicine*. 2015;19(13 Supplement 1):S57.
- Gailhardou S, Skipetrova A, Dayan GH, Jezowski J, Saville M, Van der Vliet D, et al. Safety Overview of a Recombinant Live-Attenuated Tetravalent Dengue Vaccine: Pooled Analysis of Data from 18 Clinical Trials. *PLoS neglected tropical diseases*. 2016;10(7):e0004821. Epub 2016/07/16.
- Gala HC, Avasthi BS, Lokeshwar MR. Dengue shock syndrome with two atypical complications. *Indian journal of pediatrics*. 2012;79(3):386-8.
- Gan VC, Lye DC, Thein TL, Dimatatac F, Tan AS, Leo YS. Implications of discordance in world health organization 1997 and 2009 dengue classifications in adult dengue. *PloS one*. 2013;8(4):e60946. Epub 2013/04/11.
- Gan VC, Tan LK, Lye DC, Pok KY, Mok SQ, Chua RC, et al. Diagnosing dengue at the point-of-care: utility of a rapid combined diagnostic kit in Singapore. *PloS one*. 2014;9(3):e90037. Epub 2014/03/22.
- Ganesh HRKPM SVKKVSA, Author A, Department of Microbiology KSHMANU, Derlakatte MI, Subbaiah Institute of Medical Sciences S, India, et al. Seroprevalence of leptospirosis among patients with acute febrile illness - A prospective study. *Biomedicine*. 2013;(2013) 33(3):341-5.
- Garcia-Bates TM, Cordeiro MT, Nascimento EJ, Smith AP, Soares de Melo KM, McBurney SP, et al. Association between magnitude of the virus-specific plasmablast response and disease severity in dengue patients. *Journal of immunology (Baltimore, Md : 1950)*. 2013;190(1):80-7. Epub 2012/12/04.
- Garcia-Rivera EJ, Vorndam V, Rigau-Perez JG. Use of an enhanced surveillance system for encephalitis and aseptic meningitis for the detection of neurologic manifestations of dengue in Puerto Rico, 2003. *Puerto Rico health sciences journal*. 2009;28(2):114-20. Epub 2009/06/18.
- Garg P, Author A, B SVN, Delhi I, Correspondence A, P. Garg BSVND-IE, et al. Utility of clinical improvement and platelet count recovery time in counseling children hospitalized with suspected dengue in a resource-poor setting. *Journal of Clinical and Diagnostic Research*. 2008;2(6):1149-54.
- Garg PSSL, Author A, Department of P, Clinical Epidemiology S, Bhartia Institute of S, Research ND-I, et al. Dengue epidemic in children in Delhi region 2006 - Similarities to the Karachi epidemic of 2006. *Journal of the Pakistan Medical Association*. 2008;58(10):591.
- Garg RK, Rizvi I, Ingole R, Jain A, Malhotra HS, Kumar N, et al. Cortical laminar necrosis in dengue encephalitis-a case report. *BMC neurology*. 2017;17(1):79. Epub 2017/04/22.
- Gaudam N SSP, Author A, Department of General Medicine SBM, College, Hospital CI, General Medicine SBMC, et al. Dengue -clinical profile in adults. *International Journal of Pharma and Bio Sciences*. 2018;9(1):B102-B6.
- Gautam SMRMSG B, Author A, Departments of Neurosurgery GM, College KI, Anesthesiology, Intensive C, et al. Retrospective analysis of prognostic factors in dengue infected patients with intracranial bleed. *Surgical Neurology International*. 2016;7(40 Supplement 39):S935-S9.
- Gautret P, Schlagenhauf P, Gaudart J, Castelli F, Brouqui P, von Sonnenburg F, et al. Multicenter EuroTravNet/GeoSentinel study of travel-related infectious diseases in Europe. *Emerging infectious diseases*. 2009;15(11):1783-90. Epub 2009/11/07.
- Geber S, Coimbra BB, Geber GP, Sampaio M. Birth of a normal child after in vitro fertilization treatment followed by dengue fever. *Arch Gynecol Obstet*. 2014;290(5):1037-9.
- George SL, Wong MA, Dube TJ, Boroughs KL, Stovall JL, Luy BE, et al. Safety and Immunogenicity of a Live Attenuated Tetravalent Dengue Vaccine Candidate in Flavivirus-Naive Adults: A Randomized, Double-Blinded Phase 1 Clinical Trial. *The Journal of infectious diseases*. 2015;212(7):1032-41. Epub 2015/03/21.
- Gerardin P. [Paediatric features of Dengue and Chikungunya fevers]. *Archives de pediatrie : organe officiel de la Societe francaise de pediatrie*. 2010;17(1):86-90. Epub 2009/10/10. Aspects pediatriques de la dengue et du chikungunya.
- Gérardin P. Aspects pédiatriques de la dengue et du chikungunya. *Archives de pediatrie : organe officiel de la Societe francaise de pediatrie*. 2010;17(1):86-90.
- Geretz A, Ehrenberg PK, Bouckenoghe A, Fernandez Vina MA, Michael NL, Chansinghakule D, et al. Full-length next-generation sequencing of HLA class I and II genes in a cohort from Thailand. *Human immunology*. 2018;79(11):773-80. Epub 2018/09/24.
- Gessner BD, Halsey N. Dengue vaccine safety signal: Immune enhancement, waning immunity, or chance occurrence? *Vaccine*. 2017;35(27):3452-6. Epub 2017/05/23.
- Geue K, Schmidt R, Nielsen T, Hilgendorf I, Kropp P, Richter D, et al. Erweiterung des Leipziger Fragebogens zu Kinderwunschmotiven (LKM) für den Einsatz in der Onkologie--Testkonstruktion und psychometrische Überprüfung. *Psychother Psychosom Med Psychol*. 2015;65(3-4):119-25.
- Ghosh A, Banerjee A, Saha S, Pande A, Ghosh B. Wegener's granulomatosis with dengue fever: an unusual association. *Int J Rheum Dis*. 2012;15(3):e47-9.
- Ghosh M, Banerjee M, Das S, Chakraborty S. Dengue infection with multi-organ involvement. *Scandinavian journal of infectious diseases*. 2011;43(4):316-8.
- Ghosh SK, De S, Sarkar U, Ghosh M, Chatterjee MK, Samanta S. Clinical profile of dengue during 2005 outbreak in Kolkata and predictive markers of dengue haemorrhagic fever. *Journal of the Indian Medical Association*. 2011;109(11):790-3. Epub 2012/06/07.

Gibson G, Souza-Santos R, Brasil P, Pacheco AG, Cruz OG, Honorio NA, et al. From primary care to hospitalization: clinical warning signs of severe dengue fever in children and adolescents during an outbreak in Rio de Janeiro, Brazil. *Cadernos de saude publica*. 2013;29(1):82-90. Epub 2013/02/02.

Gibson GSRHNCOPABPCMKC, Author A, Escola Nacional de Saúde Pública EFR, de Janeiro B, Laboratório de Transmissores de Hematozoários IOCFR, Programa de Computação C, et al. Clinical profile pre-hospitalization of severe Dengue fever: A household case-control study. *Tropical Medicine and International Health*. 2011;16 SUPPL. 1:74.

Godoi IP, Lemos LL, de Araujo VE, Bonoto BC, Godman B, Guerra Junior AA. CYD-TDV dengue vaccine: systematic review and meta-analysis of efficacy, immunogenicity and safety. *Journal of comparative effectiveness research*. 2017;6(2):165-80. Epub 2017/01/14.

Godoy-Lozano EE, Tellez-Sosa J, Sanchez-Gonzalez G, Samano-Sanchez H, Aguilar-Salgado A, Salinas-Rodriguez A, et al. Lower IgG somatic hypermutation rates during acute dengue virus infection is compatible with a germinal center-independent B cell response. *Genome medicine*. 2016;8(1):23. Epub 2016/02/27.

Goel MK, Malik JS, Khanna P, Gaur DR, Bahera BK, Yadav RK. Sero-epidemiological investigation of an outbreak of fever in rural area of Rohtak. *The Journal of communicable diseases*. 2010;42(1):77-9. Epub 2010/03/01.

Goel MK, Malik JS, Khanna P, Gaur DR, Behera BK, Yadav RK. Sero-epidemiological investigation of an outbreak of fever in rural area of Rohtak. *The Journal of communicable diseases*. 2009;41(3):215-7. Epub 2009/09/01.

Gómez MJ, Cáceres G JL. Toxicidad por insecticidas organofosforados en fumigadores de Campaña contra el Dengue, estado Aragua, Venezuela, año 2008. *Bol malarial salud ambient*. 2010;50(1):119-25.

Gonçalves E. Acute inflammatory demyelinating polyradiculoneuropathy (Guillain-Barré syndrome) following dengue fever. *Revista do Instituto de Medicina Tropical de Sao Paulo*. 2011;53(4):223-5.

Goncalves E. Acute inflammatory demyelinating polyradiculoneuropathy (Guillain-Barre syndrome) following dengue fever. *Revista do Instituto de Medicina Tropical de Sao Paulo*. 2011;53(4):223-5. Epub 2011/09/15.

González DMRCPDVSCKGGMG, Author A, of PWCCfS, Dengue, its Control PKTMIPOB, Cuba MH, et al. Evaluation of some clinical, humoral and immunological parameters in patients of dengue haemorrhagic fever six months after acute illness. *Dengue Bulletin*. 2005;29:79-84.

González Ybarzábal JE, Chirino Ramadán DM. Dengue y paludismo en un mismo paciente. *Gac méd espirit*. 2012;14(3).

González-García MC-RMCV-CH, Author A, A.B.S. Can Vidalet EdLB, Spain, 5a CB, Barcelona S, et al. Imported dengue ORIGINAL (NON-ENGLISH) TITLE Dengue importat. *Pediatría Catalana*. 2005;65(6):289-91.

Gordon A, Kuan G, Mercado JC, Gresh L, Aviles W, Balmaseda A, et al. The Nicaraguan pediatric dengue cohort study: incidence of inapparent and symptomatic dengue virus infections, 2004-2010. *PLoS neglected tropical diseases*. 2013;7(9):e2462. Epub 2013/10/03.

Gordon A, Saborio S, Videá E, Lopez R, Kuan G, Balmaseda A, et al. Clinical attack rate and presentation of pandemic H1N1 influenza versus seasonal influenza A and B in a pediatric cohort in Nicaragua. *Clinical infectious diseases : an official publication of the Infectious Diseases Society of America*. 2010;50(11):1462-7. Epub 2010/04/28.

Goswami RP, Mukherjee A, Biswas T, Karmakar PS, Ghosh A. Two cases of dengue meningitis: a rare first presentation. *Journal of infection in developing countries*. 2012;6(2):208-11. Epub 2012/02/18.

Goto K, Hatakeyama S, Okamoto K, Kitazawa T, Abe K, Moriya K, et al. Dengue hemorrhagic fever in an adult traveler returning to Japan. *Internal medicine (Tokyo, Japan)*. 2012;51(13):1779-82.

Goyal VSGGSJPSGSYSSCA, Author A, Department of S, V.D A, Institute for Medical S, Research BRB, et al. Clinical spectrums of dengue fever in a tertiary care centre with particular references to atypical presentation in the 2011 outbreak at Bathinda, Punjab, India. *International Journal of Pharmacy and Pharmaceutical Sciences*. 2013;5(SUPPL.4):363-7.

Granger D, Hilgart H, Misner L, Christensen J, Bistodeau S, Palm J, et al. Serologic Testing for Zika Virus: Comparison of Three Zika Virus IgM-Screening Enzyme-Linked Immunosorbent Assays and Initial Laboratory Experiences. *Journal of clinical microbiology*. 2017;55(7):2127-36. Epub 2017/04/28.

Gray GC, Anderson BD, LaBeaud AD, Heraud J-M, Fèvre EM, Andriamandimby SF, et al. Seroepidemiological Study of Interepidemic Rift Valley Fever Virus Infection Among Persons with Intense Ruminant Exposure in Madagascar and Kenya. *The American journal of tropical medicine and hygiene*. 2015;93(6):1364-70.

Greenberg DP, Robertson CA, Gordon DM. Prevention and control of influenza and dengue through vaccine development. *Pediatric annals*. 2013;42(8):172-7. Epub 2013/08/06.

Gregianini TS, Ranieri T, Favreto C, Nunes ZMA, Tumioto Giannini GL, Sanberg ND, et al. Emerging arboviruses in Rio Grande do Sul, Brazil: Chikungunya and Zika outbreaks, 2014-2016. *Reviews in medical virology*. 2017;27(6). Epub 2017/09/21.

Gregianini TS, Tumioto-Giannini GL, Favreto C, Plentz LC, Ikuta N, da Veiga ABG. Dengue in Rio Grande do Sul, Brazil: 2014 to 2016. *Reviews in medical virology*. 2018;28(1). Epub 2017/12/07.

Gregory CJ, Lorenzi OD, Colon L, Garcia AS, Santiago LM, Rivera RC, et al. Utility of the tourniquet test and the white blood cell count to differentiate dengue among acute febrile illnesses in the emergency room. *PLoS neglected tropical diseases*. 2011;5(12):e1400. Epub 2011/12/14.

- Gregory CJ, Santiago LM, Arguello DF, Hunsperger E, Tomashek KM. Clinical and laboratory features that differentiate dengue from other febrile illnesses in an endemic area--Puerto Rico, 2007-2008. *The American journal of tropical medicine and hygiene*. 2010;82(5):922-9. Epub 2010/05/05.
- Gresh LOSSNKGAGABAHE, Author A, Sustainable Sciences Institute M, Nicaragua, Health Center Sócrates Flores Vivas MoHM, Laboratorio Nacional de Virología CN, et al. Characterization of zika virus infections and the potential effect of prior dengue virus exposure in children in managua, nicaragua. *American journal of tropical medicine and hygiene*. 2016;95(5 Supplement 1):44.
- Guerra-Gomes IC, Gois BM, Peixoto RF, Oliveira CA, Maciel BL, Sarmento MI, et al. Molecular and clinical epidemiological surveillance of dengue virus in Paraiba, Northeast Brazil. *Revista da Sociedade Brasileira de Medicina Tropical*. 2017;50(1):19-26. Epub 2017/03/23.
- Guerra-Gomes IC, Gois BM, Peixoto RF, Oliveira CA, Maciel BLL, Sarmento MIF, et al. Molecular and clinical epidemiological surveillance of dengue virus in Paraíba, Northeast Brazil. *Revista da Sociedade Brasileira de Medicina Tropical*. 2017;50(1):19-26.
- Guirakhoo F, Kitchener S, Morrison D, Forrat R, McCarthy K, Nichols R, et al. Live attenuated chimeric yellow fever dengue type 2 (ChimeriVax-DEN2) vaccine: phase I clinical trial for safety and immunogenicity: effect of yellow fever pre-immunity in induction of cross neutralizing antibody responses to all 4 dengue serotypes. *Human vaccines*. 2006;2(2):60-7.
- Gunasekaran PSKKSSVKK, Author A, Department of Virology KI, of Preventive M, Research CTI, Correspondence A, et al. Dermatological atypical manifestations of Chikungunya infection in Tamilnadu-2010. *International Journal of Pharma and Bio Sciences*. 2012;3(4):374-9.
- Guo RN, Lin JY, Li LH, Ke CW, He JF, Zhong HJ, et al. The prevalence and endemic nature of dengue infections in Guangdong, South China: an epidemiological, serological, and etiological study from 2005-2011. *PLoS one*. 2014;9(1):e85596. Epub 2014/01/28.
- Gupta BKNHRPSMSLGSJ, Author A, Department of Medicine SPMCB, India, Correspondence A, B.K. Gupta ODRMOHRBIE, et al. Acute abdomen presentation in dengue fever during recent outbreak. *Journal of Acute Disease*. 2017;6(5):198-204.
- Gupta BKSRGAGJPRBPSRSSLS, Author A, S.P Medical College BI, Full Record Entry D. Clinical evaluation of cardiovascular involvement in adult cases of dengue fever admitted during 2017-18 in tertiary care hospital Bikaner North-West zone of Rajasthan. *Indian Heart Journal*. 2018;70 Supplement 2:S96.
- Gupta BP, Singh S, Kurmi R, Malla R, Sreekumar E, Manandhar KD. Re-emergence of dengue virus serotype 2 strains in the 2013 outbreak in Nepal. *The Indian journal of medical research*. 2015;142 Suppl:S1-6. Epub 2016/02/26.
- Gupta KBASKAASK, Author A, Department of Radiodiagnosis DMC, Hospital, Ludhiana PI, Department of Dentistry BJSDC, et al. A prospective study of magnetic resonance imaging patterns of central nervous system infections in pediatric age group and young adults and their clinico-biochemical correlation. *Journal of Pediatric Neurosciences*. 2016;11(1):46-51.
- Gupta P, Khare V, Tripathi S, Nag VL, Kumar R, Khan MY, et al. Assessment of World Health Organization definition of dengue hemorrhagic fever in North India. *Journal of infection in developing countries*. 2010;4(3):150-5. Epub 2010/03/31.
- Gupta S, Das D. Subhyaloid haemorrhage in dengue fever. *Journal of the Indian Medical Association*. 2013;111(9):623-4. Epub 2014/06/28.
- Gupta SSSRKGAK, Author A, Department of Medicine FHM, College, Hospital TFAI, Ai PIED, et al. Dengue: Clinical profile and management in reference to platelet transfusion. *Journal, Indian Academy of Clinical Medicine*. 2016;17(3):185-8.
- Gupta VKGAK, Author A, Department of Medicine PDRM, Lohia Hospital BKSMNDI, Correspondence A, V. K. Gupta DoMPDRMLH, et al. Subclinical cardiac involvement in dengue haemorrhagic fever. *Journal, Indian Academy of Clinical Medicine*. 2010;11(2):107-11.
- Gupta YKBHSBBLBKLKPN, Author A, Department o, Transfusion Medicine GoMC, Rajindra H, Sangrur Road NLBPI, et al. Clinical profile of dengue fever in a tertiary care centre in North India. *Journal, Indian Academy of Clinical Medicine*. 2015;16(3 4):213-5.
- Gutierrez G, Gresh L, Perez MA, Elizondo D, Aviles W, Kuan G, et al. Evaluation of the diagnostic utility of the traditional and revised WHO dengue case definitions. *PLoS neglected tropical diseases*. 2013;7(8):e2385. Epub 2013/08/31.
- Gutierrez G, Standish K, Narvaez F, Perez MA, Saborio S, Elizondo D, et al. Unusual dengue virus 3 epidemic in Nicaragua, 2009. *PLoS neglected tropical diseases*. 2011;5(11):e1394. Epub 2011/11/17.
- Guy B, Noriega F, Ochiai RL, L'Azou M, Delore V, Skipetrova A, et al. A recombinant live attenuated tetravalent vaccine for the prevention of dengue. *Expert review of vaccines*. 2017;16(7):1-13. Epub 2017/06/08.
- Guzman MG, Alvarez A, Vazquez S, Alvarez M, Rosario D, Pelaez O, et al. Epidemiological studies on dengue virus type 3 in Playa municipality, Havana, Cuba, 2001-2002. *International journal of infectious diseases : IJID : official publication of the International Society for Infectious Diseases*. 2012;16(3):e198-203. Epub 2012/01/27.
- Guzman MG, Jaenisch T, Gaczkowski R, Ty Hang VT, Sekaran SD, Kroeger A, et al. Multi-country evaluation of the sensitivity and specificity of two commercially-available NS1 ELISA assays for dengue diagnosis. 2010;4(8).

Ha TT, Huy NT, Murao LA, Lan NT, Thuy TT, Tuan HM, et al. Elevated levels of cell-free circulating DNA in patients with acute dengue virus infection. *PLoS one*. 2011;6(10):e25969. Epub 2011/10/22.

Hadinegoro SR, Arredondo-Garcia JL, Capeding MR, Deseda C, Chotpitayasunondh T, Dietze R, et al. Efficacy and Long-Term Safety of a Dengue Vaccine in Regions of Endemic Disease. *The New England journal of medicine*. 2015;373(13):1195-206. Epub 2015/07/28.

Hadinegoro SR. The revised WHO dengue case classification: does the system need to be modified? *Paediatrics and international child health*. 2012;32 Suppl 1:33-8. Epub 2012/06/08.

Hagmann SHF, Rao SR, LaRocque RC, Erskine S, Jentes ES, Walker AT, et al. Travel Characteristics and Pretravel Health Care Among Pregnant or Breastfeeding U.S. Women Preparing for International Travel. *Obstetrics and gynecology*. 2017;130(6):1357-65. Epub 2017/11/08.

Halai UA, Nielsen-Saines K, Moreira ML, de Sequeira PC, Junior JPP, de Araujo Zin A, et al. Maternal Zika Virus Disease Severity, Virus Load, Prior Dengue Antibodies, and Their Relationship to Birth Outcomes. *Clinical infectious diseases : an official publication of the Infectious Diseases Society of America*. 2017;65(6):877-83. Epub 2017/05/24.

Halbert J, Shingadia D, Zuckerman JN. Fever in the returning child traveller: approach to diagnosis and management. *Archives of disease in childhood*. 2014;99(10):938-43. Epub 2014/03/29.

Halsey ES, Baldeviano GC, Edgel KA, Vilcarromero S, Sihuincha M, Lescano AG. Symptoms and Immune Markers in Plasmodium/Dengue Virus Co-infection Compared with Mono-infection with Either in Peru. *PLoS neglected tropical diseases*. 2016;10(4):e0004646. Epub 2016/04/30.

Halsey ES, Marks MA, Gotuzzo E, Fiestas V, Suarez L, Vargas J, et al. Correlation of serotype-specific dengue virus infection with clinical manifestations. *PLoS neglected tropical diseases*. 2012;6(5):e1638. Epub 2012/05/09.

Halsey ES, Vilcarromero S, Forshey BM, Rocha C, Bazan I, Stoddard ST, et al. Performance of the tourniquet test for diagnosing dengue in Peru. *The American journal of tropical medicine and hygiene*. 2013;89(1):99-104. Epub 2013/05/30.

Halsey ES, Williams M, Laguna-Torres VA, Vilcarromero S, Ocana V, Kochel TJ, et al. Occurrence and correlates of symptom persistence following acute dengue fever in Peru. *The American journal of tropical medicine and hygiene*. 2014;90(3):449-56. Epub 2014/01/29.

Halstead SB, Cohen SN. Dengue Hemorrhagic Fever at 60 Years: Early Evolution of Concepts of Causation and Treatment. *Microbiology and molecular biology reviews : MMBR*. 2015;79(3):281-91. Epub 2015/06/19.

Halstead SB, Russell PK. Protective and immunological behavior of chimeric yellow fever dengue vaccine. *Vaccine*. 2016;34(14):1643-7. Epub 2016/02/14.

Halstead SB. Dengvaxia sensitizes seronegatives to vaccine enhanced disease regardless of age. *Vaccine*. 2017;35(47):6355-8. Epub 2017/10/17.

Halstead SB. Licensed Dengue Vaccine: Public Health Conundrum and Scientific Challenge. *The American journal of tropical medicine and hygiene*. 2016;95(4):741-5. Epub 2016/06/30.

Han GS, Gregory CJ, Biggerstaff BJ, Horiuchi K, Perez-Guerra C, Soto-Gomez E, et al. Effect of a Dengue Clinical Case Management Course on Physician Practices in Puerto Rico. *Clinical infectious diseases : an official publication of the Infectious Diseases Society of America*. 2016;63(10):1297-303. Epub 2016/10/30.

Handly J, Author A, Department of Child Health Nursing SBCo, Nursing CCTNI, Correspondence A, J. Handly DoCHNSBCo, et al. A case study on dengue fever. *Research Journal of Pharmaceutical, Biological and Chemical Sciences*. 2016;7(5):66-70.

Hang VT, Nguyet NM, Trung DT, Tricou V, Yoksan S, Dung NM, et al. Diagnostic accuracy of NS1 ELISA and lateral flow rapid tests for dengue sensitivity, specificity and relationship to viraemia and antibody responses. *PLoS neglected tropical diseases*. 2009;3(1):e360. Epub 2009/01/22.

Hanh Tien NT, Lam PK, Duyen HT, Ngoc TV, Ha PT, Kieu NT, et al. Assessment of microalbuminuria for early diagnosis and risk prediction in dengue infections. *PLoS one*. 2013;8(1):e54538. Epub 2013/01/26.

Hapuarachchi HC, Chua RC, Shi Y, Thein TL, Lee LK, Lee KS, et al. Clinical outcome and genetic differences within a monophyletic Dengue virus type 2 population. *PLoS one*. 2015;10(3):e0121696. Epub 2015/03/27.

Harenberg A, Begue S, Mamessier A, Gimenez-Fourage S, Ching Seah C, Wei Liang A, et al. Persistence of Th1/Tc1 responses one year after tetravalent dengue vaccination in adults and adolescents in Singapore. *Human vaccines & immunotherapeutics*. 2013;9(11):2317-25. Epub 2013/07/11.

Harenberg A, de Montfort A, Jantet-Blaudez F, Bonaparte M, Boudet F, Saville M, et al. Cytokine Profile of Children Hospitalized with Virologically-Confirmed Dengue during Two Phase III Vaccine Efficacy Trials. *PLoS neglected tropical diseases*. 2016;10(7):e0004830. Epub 2016/07/28.

Harish SSSSPDRABGASK, Author A, Department of P, Kempegowda Institute of Medical Sciences BI, Correspondence A, S. Harish DoPKIoM, et al. Knowledge, attitude and practice regarding dengue infection among parents of children hospitalized for dengue fever. *Current Pediatric Research*. 2018;22(1):33-7.

Hariyanto H, Yahya CQ, Wibowo P, Tampubolon OE. Management of severe dengue hemorrhagic fever and bleeding complications in a primigravida patient: a case report. *Journal of medical case reports*. 2016;10(1):357. Epub 2016/12/22.

- 
- Haroon MJHFSANKMUF, Author A, Department o, Biotechnology Q-i-AUIP, Department of Biotechnology BKU, Charsadda P, et al. Dengue Outbreak in Peshawar: Clinical Features and Laboratory Markers of Dengue Virus Infection. *Journal of infection and public health*. 2018.
- 
- Hasan SRRMJFA, Author A, Remedial Medical Center Hospital D, Block I NNKP, Department of Medicine BloDa, Endocrinology BMUPNIIBB, et al. Characteristics and outcome of dengue infection; clinical perspective from a secondary care hospital of Karachi. *Pakistan Journal of Medical Sciences*. 2013;29(1):115-8.
- 
- Hashem AM, Abujamel T, Alhabbab R, Almazroui M, Azhar EI. Dengue infection in patients with febrile illness and its relationship to climate factors: A case study in the city of Jeddah, Saudi Arabia, for the period 2010-2014. *Acta tropica*. 2018;181:105-11. Epub 2018/02/17.
- 
- Hause AM, Perez-Padilla J, Horiuchi K, Han GS, Hunsperger E, Aiwazian J, et al. Epidemiology of Dengue Among Children Aged &lt; 18 Months-Puerto Rico, 1999-2011. *The American journal of tropical medicine and hygiene*. 2016;94(2):404-8.
- 
- Hause AM, Perez-Padilla J, Horiuchi K, Han GS, Hunsperger E, Aiwazian J, et al. Epidemiology of Dengue Among Children Aged < 18 Months-Puerto Rico, 1999-2011. *The American journal of tropical medicine and hygiene*. 2016;94(2):404-8. Epub 2015/12/30.
- 
- Hayes EB. Zika virus outside Africa. *Emerging infectious diseases*. 2009;15(9):1347-50. Epub 2009/10/01.
- 
- He JFLHMLWJZKKMLLP, Author A, Guangdong Provincial Center for Disease C, Prevention WHO, Collaborating Centre for Surveillance R, Training of E, et al. Epidemic situation of dengue fever in Guangdong province, China, 1990-2005. *Dengue Bulletin*. 2007;31:1-9.
- 
- Hebbal P, Darwich Y, Fong J, Hagmann SHF, Purswani MU. Nephrotic-range proteinuria in an eight-year-old traveler with severe dengue: Case report and review of the literature. *Travel medicine and infectious disease*. 2016;14(1):45-8. Epub 2016/02/15.
- 
- Hebe J. Vom &quot;Geben und Nehmen&quot; oder &quot;mit den Augen eines Kindes&quot;. *Herzschrittmacherther Elektrophysiol*. 2014;25(3):129-39.
- 
- Hegde V, Aziz Z, Kumar S, Bhat M, Prasad C, Gupta AK, et al. Dengue encephalitis with predominant cerebellar involvement: report of eight cases with MR and CT imaging features. *European radiology*. 2015;25(3):719-25. Epub 2014/11/02.
- 
- Hegde VAZKSBMPCGAKNMSJ, Author A, Department of N, Interventional Radiology NI, of Mental H, Neurosciences HRBI, et al. Dengue encephalitis with predominant cerebellar involvement: Report of eight cases with MR and CT imaging features. *European radiology*. 2014;25(3):719-25.
- 
- Heinen LB, Zuchi N, Cardoso BF, Santos MA, Nogueira ML, Dezengrini-Sihessarenko R. DENGUE OUTBREAK IN MATO GROSSO STATE, MIDWESTERN BRAZIL. *Revista do Instituto de Medicina Tropical de Sao Paulo*. 2015;57(6):489-96. Epub 2016/04/07.
- 
- Heng WL, Seck T, Tay CP, Chua A, Song C, Lim CH, et al. Homograft banking in Singapore: two years of cardiovascular tissue banking in Southeast Asia. *Cell and tissue banking*. 2013;14(2):187-94. Epub 2012/04/28.
- 
- Herbinger KH, Alberer M, Berens-Riha N, Schunk M, Bretzel G, von Sonnenburg F, et al. Spectrum of Imported Infectious Diseases: A Comparative Prevalence Study of 16,817 German Travelers and 977 Immigrants from the Tropics and Subtropics. *The American journal of tropical medicine and hygiene*. 2016;94(4):757-66. Epub 2016/02/24.
- 
- Herbinger KH, Drerup L, Alberer M, Nothdurft HD, Sonnenburg F, Loscher T. Spectrum of imported infectious diseases among children and adolescents returning from the tropics and subtropics. *Journal of travel medicine*. 2012;19(3):150-7. Epub 2012/04/26.
- 
- Herbinger KH, Hanus I, Felbinger TW, Weber C, Beissner M, von Sonnenburg F, et al. Elevated Values of Clinically Relevant Transferases Induced by Imported Infectious Diseases: A Controlled Cross-Sectional Study of 14,559 Diseased German Travelers Returning from the Tropics and Subtropics. *The American journal of tropical medicine and hygiene*. 2016;95(2):481-7. Epub 2016/05/25.
- 
- Herbinger KH, Siess C, Nothdurft HD, von Sonnenburg F, Löscher T. Skin disorders among travellers returning from tropical and non-tropical countries consulting a travel medicine clinic. *Tropical medicine & international health : TM & IH*. 2011;16(11):1457-64.
- 
- Hercik C, Cosmas L, Mogeni OD, Wamola N, Kohi W, Houpt E, et al. A Combined Syndromic Approach to Examine Viral, Bacterial, and Parasitic Agents among Febrile Patients: A Pilot Study in Kilombero, Tanzania. *The American journal of tropical medicine and hygiene*. 2018;98(2):625-32. Epub 2017/12/28.
- 
- Heringer M, Nogueira RM, de Filippis AM, Lima MR, Faria NR, Nunes PC, et al. Impact of the emergence and re-emergence of different dengue viruses' serotypes in Rio de Janeiro, Brazil, 2010 to 2012. *Transactions of the Royal Society of Tropical Medicine and Hygiene*. 2015;109(4):268-74. Epub 2015/01/31.
- 
- Heringer M, Souza TMA, Lima M, Nunes PCG, Faria N, de Bruycker-Nogueira F, et al. Dengue type 4 in Rio de Janeiro, Brazil: case characterization following its introduction in an endemic region. *BMC infectious diseases*. 2017;17(1):410. Epub 2017/06/11.
- 
- Hermann LL, Gupta SB, Manoff SB, Kalayanarooj S, Gibbons RV, Collier BA. Advances in the understanding, management, and prevention of dengue. *Journal of clinical virology : the official publication of the Pan American Society for Clinical Virology*. 2015;64:153-9. Epub 2014/12/03.
-

- Hermann LL, Thaisomboonsuk B, Poolpanichupatam Y, Jarman RG, Kalayanaroj S, Nisalak A, et al. Evaluation of a dengue NS1 antigen detection assay sensitivity and specificity for the diagnosis of acute dengue virus infection. *PLoS neglected tropical diseases*. 2014;8(10):e3193. Epub 2014/10/03.
- Hernandez LM, Duran DF, Buitrago DA, Garnica CA, Gomez LF, Bados DM, et al. Epidemiology and geo-referencing of the dengue fever in a hospital of second level in Colombia, 2010-2014. *Journal of infection and public health*. 2018;11(4):558-65. Epub 2018/01/03.
- Herrera CNT-HJE, Author A, Department o, Pediatric Rheumatology DRGCsHG, Ecuador, Correspondence A, et al. Portal hypertension: An uncommon clinical manifestation of Takayasu arteritis in a 9-year-old child. *Open Access Rheumatology: Research and Reviews*. 2016;8:115-8.
- Hertz JT, Munishi OM, Ooi EE, Howe S, Lim WY, Chow A, et al. Chikungunya and dengue fever among hospitalized febrile patients in northern Tanzania. *The American journal of tropical medicine and hygiene*. 2012;86(1):171-7. Epub 2012/01/11.
- Heydari MMR-FMATSMRMS-RNK-JM, Author A, Infectious D, Tropical Medicine Research C, Zahedan University of Medical Sciences ZI, Division of I, et al. Dengue fever as an emerging infection in southeast Iran. *American journal of tropical medicine and hygiene*. 2018;98(5):1469-71.
- Himatt S, Osman KE, Okoued SI, Seidahmed OE, Beatty ME, Soghaier MA, et al. Sero-prevalence of dengue infections in the Kassala state in the eastern part of the Sudan in 2011. *Journal of infection and public health*. 2015;8(5):487-92. Epub 2015/05/16.
- Hinz A, Daig I, Petrowski K, Brähler E. Die Stimmung in der deutschen Bevölkerung: Referenzwerte für den Mehrdimensionalen Befindlichkeitsfragebogen MDBF. *Psychother Psychosom Med Psychol*. 2012;62(2):52-7.
- Hirata K, Ogawa T, Fujikura H, Ogawa Y, Hirai N, Nakağawa-Onishi T, et al. Characteristics of health problems in returned overseas travelers at a tertiary teaching hospital in a suburban area in Japan. *Journal of infection and chemotherapy : official journal of the Japan Society of Chemotherapy*. 2018;24(8):682-5. Epub 2018/03/06.
- Hirayama T, Mizuno Y, Takeshita N, Kotaki A, Tajima S, Omatsu T, et al. Detection of dengue virus genome in urine by real-time reverse transcriptase PCR: a laboratory diagnostic method useful after disappearance of the genome in serum. *Journal of clinical microbiology*. 2012;50(6):2047-52.
- Hiscox A, Winter CH, Vongphrachanh P, Sisouk T, Somoulay V, Phompida S, et al. Serological investigations of flavivirus prevalence in Khammouane Province, Lao People's Democratic Republic, 2007-2008. *The American journal of tropical medicine and hygiene*. 2010;83(5):1166-9. Epub 2010/11/03.
- Ho TS, Wang SM, Lin YS, Liu CC. Clinical and laboratory predictive markers for acute dengue infection. *Journal of biomedical science*. 2013;20:75. Epub 2013/10/22.
- Ho TSLHCNKFCSCFWSMLCC, Author A, Department of Pediatrics NCKUHC, of Medicine T, Department of Emergency Medicine Co, Medicine NCKUT, et al. Serum ferritin levels predict disease severity in pediatric dengue infections. *International Journal of Antimicrobial Agents*. 2017;50 Supplement 2:S102.
- Hoang LT, Lynn DJ, Henn M, Birren BW, Lennon NJ, Le PT, et al. The early whole-blood transcriptional signature of dengue virus and features associated with progression to dengue shock syndrome in Vietnamese children and young adults. *Journal of virology*. 2010;84(24):12982-94. Epub 2010/10/15.
- Hoffmeister B, Suttorp N, Zoller T. The revised dengue fever classification in German travelers: clinical manifestations and indicators for severe disease. *Infection*. 2015;43(1):21-8. Epub 2014/11/26.
- Hoh BP, Sam SS, Umi SH, Mahiran M, Nik Khairudin NY, Rafidah Hanim S, et al. A novel rare copy number variant of the ABCF1 gene identified among dengue fever patients from Peninsular Malaysia. *Genetics and molecular research : GMR*. 2014;13(1):980-5. Epub 2014/03/19.
- Hoh BP, Umi-Shakina H, Zuraihan Z, Zaiharina MZ, Rafidah-Hanim S, Mahiran M, et al. Common variants of chemokine receptor gene CXCR3 and its ligands CXCL10 and CXCL11 associated with vascular permeability of dengue infection in peninsular Malaysia. *Human immunology*. 2015;76(6):421-6. Epub 2015/04/11.
- Holstiege J, Kaluscha R, Jankowiak S, Krischak G. Zusammenhänge zwischen dem Erwerbsstatus in den ersten 2 Jahren nach Rehabilitation und langfristigen Erwerbsverläufen: Implikationen für die Outcome-Messung. *Rehabilitation (Stuttg)*. 2017;56(1):31-7.
- Honda S, Saito M, Dimaano EM, Morales PA, Alonzo MT, Suarez LA, et al. Increased phagocytosis of platelets from patients with secondary dengue virus infection by human macrophages. *The American journal of tropical medicine and hygiene*. 2009;80(5):841-5. Epub 2009/05/02.
- Hoof AM, Ndenga B, Mutuku F, Mukoko D, Vulule J, LaBeaud AD. Discrepancies between test results, diagnosis, and treatment of febrile illness in Kenyan children. *American journal of tropical medicine and hygiene Conference: 64th annual meeting of the american society of tropical medicine and hygiene, ASTMH 2015 United states Conference start: 20151025 Conference end: 20151029*. 2015;93(4 Supplement):196.
- Horstick O, Jaenisch T, Martinez E, Kroeger A, See LL, Farrar J, et al. Comparing the usefulness of the 1997 and 2009 WHO dengue case classification: a systematic literature review. *The American journal of tropical medicine and hygiene*. 2014;91(3):621-34. Epub 2014/06/25.
- Horstick O, Martinez E, Guzman MG, Martin JLS, Ranzinger SR. WHO dengue case classification 2009 and its usefulness in practice: an expert consensus in the Americas. *Pathog Glob Health*. 2015;109(1):19-25.
- Horwood PF, Duong V, Laurent D, Mey C, Sothy H, Santy K, et al. Aetiology of acute meningoencephalitis in Cambodian children, 2010-2013. *Emerging microbes & infections*. 2017;6(5):e35. Epub 2017/05/26.

- 
- Hotez PJ, Bottazzi ME, Strych U, Chang LY, Lim YA, Goodenow MM, et al. Neglected tropical diseases among the Association of Southeast Asian Nations (ASEAN): overview and update. *PLoS neglected tropical diseases*. 2015;9(4):e0003575. Epub 2015/04/17.
- 
- Hotez PJ, Dumonteil E, Heffernan MJ, Bottazzi ME. Innovation for the 'bottom 100 million': eliminating neglected tropical diseases in the Americas. *Advances in experimental medicine and biology*. 2013;764:1-12. Epub 2013/05/10.
- 
- Hotez PJ, Savioli L, Fenwick A. Neglected tropical diseases of the Middle East and North Africa: review of their prevalence, distribution, and opportunities for control. *PLoS neglected tropical diseases*. 2012;6(2):e1475. Epub 2012/03/06.
- 
- Hotez PJ, Woc-Colburn L, Bottazzi ME. Neglected tropical diseases in Central America and Panama: review of their prevalence, populations at risk and impact on regional development. *International journal for parasitology*. 2014;44(9):597-603. Epub 2014/05/23.
- 
- Hotez PJ. NTDs V.2.0: "blue marble health"--neglected tropical disease control and elimination in a shifting health policy landscape. *PLoS neglected tropical diseases*. 2013;7(11):e2570. Epub 2013/11/28.
- 
- Hoti SLSRRGDLKRRDPK, Author A, Vector Control Research Centre ICoM, Research PI, Correspondence A, S.L. Hoti VCRCICoM, et al. Dengue and dengue haemorrhagic fever outbreak in Pondicherry, South India, during 2003-2004: Emergence of DENV-3. *Dengue Bulletin*. 2006;30:42-50.
- 
- Houghton-Trivino N, Martin K, Giaya K, Rodriguez JA, Bosch I, Castellanos JE. [Comparison of the transcriptional profiles of patients with dengue fever and dengue hemorrhagic fever reveals differences in the immune response and clues in immunopathogenesis]. *Biomedica : revista del Instituto Nacional de Salud*. 2010;30(4):587-97. Epub 2011/06/30. Comparacion de los perfiles de transcripcion de pacientes con fiebre de dengue y fiebre hemorragica por dengue que muestra diferencias en la respuesta inmunitaria y claves en la inmunopatogenesis.
- 
- Houghton-Triviño N, Martín K, Giaya K, Rodríguez JA, Bosch I, Castellanos JE. Comparación de los perfiles de transcripción de pacientes con fiebre de dengue y fiebre hemorrágica por dengue que muestra diferencias en la respuesta inmunitaria y claves en la inmunopatogénesis. *Biomedica : revista del Instituto Nacional de Salud*. 2010;30(4):587-97.
- 
- Houghton-Triviño N, Salgado DM, Rodríguez JA, Bosch I, Castellanos JE. Levels of soluble ST2 in serum associated with severity of dengue due to tumour necrosis factor alpha stimulation. *The Journal of general virology*. 2010;91(Pt 3):697-706.
- 
- Hoy D, Yichiro Y, Otoko K, Heldart H, Meyshine A, Assito P, et al. Investigating an outbreak of acute fever in Chuuk, Federated States of Micronesia. *Western Pacific surveillance and response journal : WPSAR*. 2014;5(4):5-12. Epub 2015/02/17.
- 
- Hsieh CC, Cia CT, Lee JC, Sung JM, Lee NY, Chen PL, et al. A Cohort Study of Adult Patients with Severe Dengue in Taiwanese Intensive Care Units: The Elderly and APTT Prolongation Matter for Prognosis. *PLoS neglected tropical diseases*. 2017;11(1):e0005270. Epub 2017/01/07.
- 
- Hss AS, Koh MT, Tan KK, Chan LG, Zhou L, Bouckennooghe A, et al. Safety and immunogenicity of a tetravalent dengue vaccine in healthy children aged 2-11 years in Malaysia: a randomized, placebo-controlled, Phase III study. *Vaccine*. 2013;31(49):5814-21. Epub 2013/10/19.
- 
- Hsu JC, Hsieh CL, Lu CY. Trend and geographic analysis of the prevalence of dengue in Taiwan, 2010-2015. *International journal of infectious diseases : IJID : official publication of the International Society for Infectious Diseases*. 2017;54:43-9. Epub 2016/11/21.
- 
- Htun NSNOPEICB-BNVDAP-HN, Author A, Eph STPHBS, University of Basel BS, Infectious Diseases Service LU, Hospital LS, et al. Is diabetes a risk factor for a severe clinical presentation of dengue? *Tropical Medicine and International Health*. 2015;20 SUPPL. 1:251.
- 
- Huang CH, Kuo LL, Yang KD, Lin PS, Lu PL, Lin CC, et al. Laboratory diagnostics of dengue fever: an emphasis on the role of commercial dengue virus nonstructural protein 1 antigen rapid test. *Journal of microbiology, immunology, and infection = Wei mian yu gan ran za zhi*. 2013;46(5):358-65. Epub 2012/10/09.
- 
- Huang SY, Lee IK, Liu JW, Kung CT, Wang L. Clinical features of and risk factors for rhabdomyolysis among adult patients with dengue virus infection. *The American journal of tropical medicine and hygiene*. 2015;92(1):75-81. Epub 2014/10/29.
- 
- Huang SY, Lee IK, Wang L, Liu JW, Hung SC, Chen CC, et al. Use of simple clinical and laboratory predictors to differentiate influenza from dengue and other febrile illnesses in the emergency room. *BMC infectious diseases*. 2014;14:623. Epub 2014/11/26.
- 
- Huang WC, Lee IK, Chen YC, Tsai CY, Liu JW. Characteristics and predictors for gastrointestinal hemorrhage among adult patients with dengue virus infection: Emphasizing the impact of existing comorbid disease(s). *PLoS one*. 2018;13(2):e0192919. Epub 2018/02/21.
- 
- Huhtamo E, Comach G, Sierra G, Camacho DE, Sironen T, Vapalahti O, et al. Diversity and composition of dengue virus type 2 in Venezuela. *Epidemiology and infection*. 2013;141(9):1816-22. Epub 2012/11/01.
- 
- Hulme K, Hudson JL, Rojczyk P, Little P, Moss-Morris R. Biopsychosocial risk factors of persistent fatigue after acute infection: A systematic review to inform interventions. *Journal of psychosomatic research*. 2017;99:120-9. Epub 2017/07/18.
-

Humayoun MA, Waseem T, Jawa AA, Hashmi MS, Akram J. Multiple dengue serotypes and high frequency of dengue hemorrhagic fever at two tertiary care hospitals in Lahore during the 2008 dengue virus outbreak in Punjab, Pakistan. *International journal of infectious diseases : IJID : official publication of the International Society for Infectious Diseases*. 2010;14 Suppl 3:e54-9. Epub 2010/02/23.

Hung CH, Huang CH, Wang L, Huang CC, Wu MC, Chin YY, et al. IL-28 and IL-29 as protective markers in subject with dengue fever. *Medical microbiology and immunology*. 2017;206(3):217-23. Epub 2017/02/27.

Hung NT. Fluid management for dengue in children. *Paediatrics and international child health*. 2012;32 Suppl 1:39-42. Epub 2012/06/08.

Hunsperger EA, Munoz-Jordan J, Beltran M, Colon C, Carrion J, Vazquez J, et al. Performance of Dengue Diagnostic Tests in a Single-Specimen Diagnostic Algorithm. *The Journal of infectious diseases*. 2016;214(6):836-44. Epub 2016/03/18.

Hunsperger EA, Sharp TM, Lalita P, Tikomaidraubuta K, Cardoso YR, Naivalu T, et al. Use of a Rapid Test for Diagnosis of Dengue during Suspected Dengue Outbreaks in Resource-Limited Regions. *Journal of clinical microbiology*. 2016;54(8):2090-5. Epub 2016/05/27.

Hussain H, Omer SB, Khan AJ, Bhurgri A, Memon A, Halsey NA. Endemic measles in Karachi, Pakistan and validation of IMCI criteria for measles. *Acta Paediatr*. 2009;98(4):720-4.

Hussain RJSAF, Author A, King Faisal University CoMA-HS, Arabia, Avicenna Medical College Lahore P, Biochemistry Avicenna Medical College Lahore P, et al. Dengue deaths: A clinical experience in critical unit. *Pakistan Journal of Medical and Health Sciences*. 2016;10(1):77-9.

Hutspardol S, Prommalikit O, Upiya N, Chataropwijit J, Khemakanok K, Assadamongkol K. Heavy proteinuria following dengue hemorrhagic fever. *The Southeast Asian journal of tropical medicine and public health*. 2011;42(3):579-82. Epub 2011/06/29.

Huy NT, Thao NTH, Ha TTN, Lan NTP, Nga PTT, Thuy TT, et al. Development of clinical decision rules to predict recurrent shock in dengue. *Critical care (London, England)*. 2013;17(6):R280-R.

Huy R, Wichmann O, Beatty M, Ngan C, Duong S, Margolis HS, et al. Cost of dengue and other febrile illnesses to households in rural Cambodia: a prospective community-based case-control study. *BMC public health*. 2009;9:155. Epub 2009/05/29.

Iani FC, Caldas S, Duarte MM, Cury AL, Cecilio AB, Costa PA, et al. Dengue Patients with Early Hemorrhagic Manifestations Lose Coordinate Expression of the Anti-Inflammatory Cytokine IL-10 with the Inflammatory Cytokines IL-6 and IL-8. *The American journal of tropical medicine and hygiene*. 2016;95(1):193-200. Epub 2016/05/04.

Imported dengue - United States, 1995 AUTHOR ADDRESSES FULL RECORD ENTRY DATE 1997-02-05. *Archives of Dermatology*. 1997;133(1):121.

Imported dengue - United States, 1997 and 1998 AUTHOR ADDRESSES FULL RECORD ENTRY DATE 2000-05-02. *Journal of the American Medical Association*. 2000;283(15):1953-4.

Inokuchi M, Dumre SP, Mizukami S, Tun MMN, Kamel MG, Manh DH, et al. Association between dengue severity and plasma levels of dengue-specific IgE and chymase. *Archives of virology*. 2018;163(9):2337-47. Epub 2018/05/08.

Insiripong S. Agranulocytosis in dengue hemorrhagic fever: a neglected condition. *Journal of the Medical Association of Thailand = Chotmaihet thangphaet*. 2010;93(4):502-4.

Intarakhao STA, Author A, Thammasat University PT, Thailand, Correspondence A, S. Intarakhao TUPTT, et al. Liver involvement in dengue infection at Thammasat University hospital. *Journal of Pediatric Gastroenterology and Nutrition*. 2017;64 Supplement 1:670.

Ioos S, Mallet HP, Leparac Goffart I, Gauthier V, Cardoso T, Herida M. Current Zika virus epidemiology and recent epidemics. *Medecine et maladies infectieuses*. 2014;44(7):302-7. Epub 2014/07/09.

Iorio RDVEAGMGSDLVSGSJAHEM, Author A, Department of Neuroscience IdNF, Policlínico Universitario Agostino Gemelli UCDS, Cuore RI, Institute of Pathology FPU, et al. Clinical and immunological characteristics of the spectrum of GFAP autoimmunity: A case series of 22 patients. *Journal of Neurology, Neurosurgery and Psychiatry*. 2018;89(2):138-46.

Iqtadar SANAS, Author A, King Edward Medical University L, Pakistan, Sir Ganga Ram Hospital LP, Correspondence A, et al. Clinical characteristics, risk factors and outcome in elderly experiencing dengue infections. *International Journal of Infectious Diseases*. 2014;21 SUPPL. 1:227.

Islam MN, Hossain MA, Khaleque MA, Karim MR, Khan MR, Mia AH, et al. Chikungunya virus infection, a threat to public health. *Mymensingh medical journal : MMJ*. 2012;21(2):372-6.

Islam QTBAAR, Author A, Department of Medicine D, Medical C, Hospital DB, Sk Hospital MB, et al. Dengue: A practical experience of medical professionals in hospital. *Journal of Medicine*. 2012;(2012) 13(2):160-4.

Issarangoon na ayuthaya S, Wangjirapan A, Oberdorfer P. An 11-year-old boy with Plasmodium falciparum malaria and dengue co-infection. *BMJ case reports*. 2014;2014. Epub 2014/04/03.

Jackson LA, Rupp R, Papadimitriou A, Wallace D, Raanan M, Moss KJ. A phase 1 study of safety and immunogenicity following intradermal administration of a tetravalent dengue vaccine candidate. *Vaccine*. 2018;36(27):3976-83. Epub 2018/05/24.

Jackson N, Guy B, Moser J, Fanouillere K, Bonaparte M, Dunod C, et al. Recent scientific and clinical advances in sanofi pasteur's dengue vaccine program. American journal of tropical medicine and hygiene Conference: 64th annual meeting of the american society of tropical medicine and hygiene, ASTMH 2015 United states Conference start: 20151025 Conference end: 20151029. 2015;93(4 Supplement):373.

Jadhav M, Nayak M, Kumar S, Venkatesh A, Patel SK, Kumar V, et al. Clinical Proteomics and Cytokine Profiling for Dengue Fever Disease Severity Biomarkers. *Omics : a journal of integrative biology*. 2017;21(11):665-77. Epub 2017/11/02.

Jaenisch T, Author A, Section Clinical Tropical Medicine DoI, Diseases HUHG, Correspondence A, T. Jaenisch SCTMDol, et al. A description of the evolution of clinical features in 1916 dengue-infected patients across four Southeast Asian and three Latin American countries: Are particular syndromes identifiable? *Tropical Medicine and International Health*. 2011;16 SUPPL. 1:75.

Jaenisch T, Tam DT, Kieu NT, Van Ngoc T, Nam NT, Van Kinh N, et al. Clinical evaluation of dengue and identification of risk factors for severe disease: protocol for a multicentre study in 8 countries. *BMC infectious diseases*. 2016;16:120. Epub 2016/03/13.

Jaenisch TRKANJTWB, Author A, Section Clinical T, Medicine DfIDHU, Hospital HG, London School of H, et al. Fluid management of dengue fever patients-evidence from an observational multicenter prospective study in four Southeast-Asian and three latin American countries. *American journal of tropical medicine and hygiene*. 2015;93(4 Supplement):383.

Jagadeesh A, Krishnamurthy S, Mahadevan S. Kawasaki Disease in a 2-year-old Child with Dengue Fever. *Indian journal of pediatrics*. 2016;83(6):602-3. Epub 2015/11/08.

Jahan NK, Ahmad MP, Dhanoa A, Meng CY, Ming LW, Reidpath DD, et al. A community-based prospective cohort study of dengue viral infection in Malaysia: the study protocol. *Infectious diseases of poverty*. 2016;5(1):76. Epub 2016/08/12.

Jain A, Chaturvedi UC. Dengue in infants: an overview. *FEMS immunology and medical microbiology*. 2010;59(2):119-30. Epub 2010/04/21.

Jain A, Pandey N, Garg RK, Kumar R. IL-17 level in patients with Dengue virus infection & its association with severity of illness. *Journal of clinical immunology*. 2013;33(3):613-8. Epub 2013/01/01.

Jain A, Pandey N, Garg RK, Kumar R. IL-17 level in patients with Dengue virus infection & its association with severity of illness. *Journal of clinical immunology*. 2013;33(3):613-8.

Jain DRRPVMJAP, Author A, Department o, Medicine PBDSUoHSRI, Department of Medicine Vi PBDSUoH, Sciences RI, et al. Changing trends in clinical presentation and biochemical spectrum of dengue fever: An observation of a tertiary care centre. *Archives of Clinical Infectious Diseases*. 2017;12(3).

Jain P, Jain A, Kumar A, Prakash S, Khan DN, Singh KP, et al. Epidemiology and etiology of acute encephalitis syndrome in North India. *Japanese journal of infectious diseases*. 2014;67(3):197-203. Epub 2014/05/27.

Jain PKDSS, Author A, Department of General Medicine SMS, R, Sharda Hospital SUKPIIIGN, India, et al. Clinical spectrum and unusual manifestations of dengue fever. *Indian Journal of Public Health Research and Development*. 2016;7(4):108-13.

Jain S, Goswami A, Singh N, Kaur S. Bilateral eyelid ecchymosis and subconjunctival haemorrhage manifesting as presenting feature in a case of dengue haemorrhagic fever. *Tropical doctor*. 2015;45(4):236-8. Epub 2014/12/30.

Jamali Moghadam SRBSJMSGRRPFSS, Author A, Ziaieian Hospital TUoM, Sciences TI, Iranian Research Center f, Hiv/Aids IlfRoH-RB, et al. Zika virus: A review of literature. *Asian Pacific Journal of Tropical Biomedicine*. 2016;6(12):989-94.

Jameel T, Mehmood K, Mujtaba G, Choudhry N, Afzal N, Paul RF. Changing haematological parameters in dengue viral infections. *Journal of Ayub Medical College, Abbottabad : JAMC*. 2012;24(1):3-6. Epub 2012/01/01.

Jamro BSAACSMLSJS, Author A, Department of Paediatrics G, Muhammad Mahar Medical College SP, Department of Haematology GSP, Department of Medicine GSP, et al. An experience of thrombocytopenia in children at tertiary care hospitals Sukkur and Larkana. *Medical Forum Monthly*. 2012;23(7):3-6.

Jänisch S, Heine J, Günther D, Germerott T. Untersuchungsergebnisse nach überlebter Gewalteinwirkung gegen den Hals. *Arch Kriminol*. 2010;226(3-4):73-82.

Javelle E, Tiong TH, Leparc-Goffart I, Savini H, Simon F. Inflammation of the external ear in acute chikungunya infection: Experience from the outbreak in Johor Bahru, Malaysia, 2008. *Journal of clinical virology : the official publication of the Pan American Society for Clinical Virology*. 2014;59(4):270-3. Epub 2014/02/22.

Jayamali WD, Herath H, Kulatunga A. A young female presenting with unilateral sacroiliitis following dengue virus infection: a case report. *Journal of medical case reports*. 2017;11(1):307. Epub 2017/11/02.

Jayaratne SD, Atukorale V, Gomes L, Chang T, Wijesinghe T, Fernando S, et al. Evaluation of the WHO revised criteria for classification of clinical disease severity in acute adult dengue infection. *BMC research notes*. 2012;5:645. Epub 2012/11/22.

Jazuli F, Lynd T, Mah J, Klowak M, Jechel D, Klowak S, et al. Evaluation of a programme for 'Rapid Assessment of Febrile Travelers' (RAFT): a clinic-based quality improvement initiative. *BMJ open*. 2016;6(7):e010302. Epub 2016/07/31.

- Jeewandara C, Gomes L, Paranavitane SA, Tantirimudalige M, Panapitiya SS, Jayewardene A, et al. Change in Dengue and Japanese Encephalitis Seroprevalence Rates in Sri Lanka. *PloS one*. 2015;10(12):e0144799. Epub 2015/12/24.
- Jensenius M, Han PV, Schlagenhauf P, Schwartz E, Parola P, Castelli F, et al. Acute and potentially life-threatening tropical diseases in western travelers--a GeoSentinel multicenter study, 1996-2011. *The American journal of tropical medicine and hygiene*. 2013;88(2):397-404. Epub 2013/01/18.
- Jhamb R, Kumar A, Ranga GS, Rathi N. Unusual manifestations in dengue outbreak 2009, Delhi, India. *The Journal of communicable diseases*. 2010;42(4):255-61. Epub 2010/12/01.
- Jindal ASD, Author A, All India Institute of Medical Sciences RUS, Fortis Escorts Hospital JI, Correspondence A, A. Jindal AlloMSRUS, et al. Heart involvement in dengue viral infection in children. *Critical Care Medicine*. 2013;41(12 SUPPL. 1):A200.
- Joao EC, Ferreira ODC, Jr., Gouvea MI, Teixeira MLB, Tanuri A, Higa LM, et al. Pregnant women co-infected with HIV and Zika: Outcomes and birth defects in infants according to maternal symptomatology. *PloS one*. 2018;13(7):e0200168. Epub 2018/07/07.
- Johnston D, Viray M, Ushiroda J, Whelen AC, Sciulli R, Gose R, et al. Notes from the Field: Outbreak of Locally Acquired Cases of Dengue Fever--Hawaii, 2015. *MMWR Morbidity and mortality weekly report*. 2016;65(2):34-5. Epub 2016/01/23.
- Jones JM, Lopez B, Adams L, Galvez FJ, Nunez AS, Santillan NA, et al. Binational Dengue Outbreak Along the United States-Mexico Border - Yuma County, Arizona, and Sonora, Mexico, 2014. *MMWR Morbidity and mortality weekly report*. 2016;65(19):495-9. Epub 2016/05/20.
- Jobb B, Wiwanitkit V. Kawasaki Disease in a 2-year-old Child with Dengue Fever: Correspondence. *Indian journal of pediatrics*. 2016;83(9):1054. Epub 2016/01/26.
- Jobb BWV, Author A, Sanitation 1 Medical Academic C, Bangkok T, Joseph Ayobabalola University I-AN, Correspondence A, et al. Platelet Count, D-Dimer, Component Therapy and Dengue Hemorrhagic Fever. *Indian Journal of Hematology and Blood Transfusion*. 2018;34(2):370-1.
- José Acosta T, Consuegra Otero A, Bello Castillo J, Acosta Batista J. Miositis en pacientes pediátricos con inmunoglobulina M antidengue positiva. *Rev Cubana Pediatr*. 2016;88(1):0-.
- Joshi R, Phatarpekar A, Currimbhoy Z, Desai M. Haemophagocytic lymphohistiocytosis: a case series from Mumbai. *Annals of tropical paediatrics*. 2011;31(2):135-40.
- Juffer F, Finet C, Vermeer H, van den Dries L. Bindung und kognitive sowie motorische Entwicklung in den ersten fünf Jahren nach der Adoption: Ein Review über international adoptierte Kinder aus China. *Prax Kinderpsychol Kinderpsychiatri*. 2015;64(10):774-92.
- Jung EM, Kim EM, Kang M, Goldizen F, Gore F, Drisse MNB, et al. Children's Environmental Health Indicators for Low- and Middle-Income Countries in Asia. *Annals of global health*. 2017;83(3-4):530-40. Epub 2017/12/10.
- Juraska M, Magaret CA, Shao J, Carpp LN, Fiore-Gartland AJ, Benkeser D, et al. Viral genetic diversity and protective efficacy of a tetravalent dengue vaccine in two phase 3 trials. *Proceedings of the National Academy of Sciences of the United States of America*. 2018;115(36):E8378-E87. Epub 2018/08/22.
- Kajeguka DC, Kaaya RD, Mwakalinga S, Ndossi R, Ndaro A, Chilongola JO, et al. Prevalence of dengue and chikungunya virus infections in north-eastern Tanzania: a cross sectional study among participants presenting with malaria-like symptoms. *BMC infectious diseases*. 2016;16:183. Epub 2016/04/27.
- Kalappanvar NK, VinodKumar CS, Basavarajappa KG, Chandrasekhar G, Sanjay D. Outbreak of dengue infection in rural Davangere, Karnataka. *Asian Pacific journal of tropical medicine*. 2013;6(6):502-3.
- Kalayanarooj S, Author A, Case WHOCCf, Management of Dengue/Dhf/Dss QSNIoC, Health BT, Correspondence A, et al. Clinical manifestations and management of dengue/DHF/DSS. *Tropical Medicine and Health*. 2011;39(4 SUPPL.):83-7.
- Kalayanarooj S, Rothman AL, Srikiatkachorn A. Case Management of Dengue: Lessons Learned. *The Journal of infectious diseases*. 2017;215(suppl\_2):S79-S88. Epub 2017/04/14.
- Kalayanarooj S. Dengue classification: current WHO vs. the newly suggested classification for better clinical application? *Journal of the Medical Association of Thailand = Chotmaihet thangphaet*. 2011;94 Suppl 3:S74-84. Epub 2011/11/03.
- Kalayanarooj SCVNS, Author A, Queen Sirikit National ICHCsHB, Thailand, Correspondence A, S. Kalayanarooj QSNICHCSH, et al. Dengue patients at the children's hospital, Bangkok: 1995-1999 review. *Dengue Bulletin*. 2002;26:33-43.
- Kalita J, Chauhan PS, Mani VE, Bhoi SK, Misra UK. VEGF and its receptors in dengue virus infection. *Journal of medical virology*. 2015;87(9):1449-55.
- Kalita J, Mani VE, Bhoi SK, Misra UK. Spectrum and outcome of acute infectious encephalitis/encephalopathy in an intensive care unit from India. *QJM : monthly journal of the Association of Physicians*. 2017;110(3):141-8. Epub 2016/08/12.
- Kalita J, Misra UK, Maurya PK, Shankar SK, Mahadevan A. Quantitative electromyography in dengue-associated muscle dysfunction. *Journal of clinical neurophysiology : official publication of the American Electroencephalographic Society*. 2012;29(5):468-71. Epub 2012/10/03.

- Kalita J, Misra UK, Srivastava A. Cognitive impairment in encephalitis: P3 and MRI correlation. *Electromyography and clinical neurophysiology*. 2009;49(1):27-33. Epub 2009/03/14.
- Kalita J, Srivastava R, Mishra MK, Basu A, Misra UK. Cytokines and chemokines in viral encephalitis: a clinicoradiological correlation. *Neuroscience letters*. 2010;473(1):48-51. Epub 2010/02/16.
- Kamble RBVNRKCN, Author A, Radiology Department BGS GHURK, Bangalore KI, Correspondence A, R.B. Kamble RDBGSGHUR, et al. Dengue encephalitis associated with hydrocephalus: A case report. *Neuroradiology Journal*. 2011;24(6):833-7.
- Kamel MG, Nam NT, Han NHB, El-Shabouny AE, Makram AM, Abd-Elhay FA, et al. Post-dengue acute disseminated encephalomyelitis: A case report and meta-analysis. *PLoS neglected tropical diseases*. 2017;11(6):e0005715. Epub 2017/07/01.
- Kanade T, Shah I. Dengue encephalopathy. *Journal of vector borne diseases*. 2011;48(3):180-1.
- Kanesa-Thanan N, Edelman R, Tackett CO, Wasserman SS, Vaughn DW, Coster TS, et al. Phase 1 studies of Walter Reed Army Institute of Research candidate attenuated dengue vaccines: selection of safe and immunogenic monovalent vaccines. *American journal of tropical medicine and hygiene*. 2003;69(6 Suppl):17-23.
- Kanesa-Thanan N, Sun W, Kim-Ahn G, Van Albert S, Putnak JR, King A, et al. Safety and immunogenicity of attenuated dengue virus vaccines (Aventis Pasteur) in human volunteers. *Vaccine*. 2001;19(23-24):3179-88.
- Kanwaljeet KC, Varun S, Anita A. Postnatally acquired dengue in a neonate--a case report. *The Journal of communicable diseases*. 2013;45(1-2):101-3.
- Kao JH, Chen CD, Tiger Li ZR, Chan TC, Tung TH, Chu YH, et al. The Critical Role of Early Dengue Surveillance and Limitations of Clinical Reporting - Implications for Non-Endemic Countries. *PloS one*. 2016;11(8):e0160230. Epub 2016/08/09.
- Kapdi M, Shah I. Dengue and haemophagocytic lymphohistiocytosis. *Scandinavian journal of infectious diseases*. 2012;44(9):708-9. Epub 2012/01/24.
- Kapoor S, Singh A. Hypocalcemic tetany: an infrequently recognized association with acute dengue infection. *Indian journal of pediatrics*. 2012;79(12):1673. Epub 2012/02/04.
- Kapse AS, Author A, Kapse Children Hospital SI, Correspondence A, A.S. Kapse KCHSI, Full Record Entry D. Dengue illness: Approach to clinical diagnosis and management. *Indian Journal of Practical Pediatrics*. 2003;5(3):213-21.
- Kariyawasam R, Lau R, Eshaghi A, Patel SN, Sider D, Gubbay JB, et al. Spectrum of Viral Pathogens in Blood of Malaria-Free Ill Travelers Returning to Canada. *Emerging infectious diseases*. 2016;22(5):854-61. Epub 2016/04/19.
- Kariyawasam S, Senanayake H. Dengue infections during pregnancy: case series from a tertiary care hospital in Sri Lanka. *Journal of infection in developing countries*. 2010;4(11):767-75. Epub 2011/01/22.
- Karoli R, Fatima J, Siddiqi Z, Kazmi KI, Sultania AR. Clinical profile of dengue infection at a teaching hospital in North India. *Journal of infection in developing countries*. 2012;6(7):551-4. Epub 2012/07/31.
- Karunakaran A, Ilyas WM, Sheen SF, Jose NK, Nujum ZT. Risk factors of mortality among dengue patients admitted to a tertiary care setting in Kerala, India. *Journal of infection and public health*. 2014;7(2):114-20. Epub 2013/12/03.
- Kasper MR, Blair PJ, Touch S, Sokhal B, Yasuda CY, Williams M, et al. Infectious etiologies of acute febrile illness among patients seeking health care in south-central Cambodia. *The American journal of tropical medicine and hygiene*. 2012;86(2):246-53. Epub 2012/02/04.
- Kasture PN, Nagabhushan KH, Kumar A. A Multi-centric, Double-blind, Placebo-controlled, Randomized, Prospective Study to Evaluate the Efficacy and Safety of Carica papaya Leaf Extract, as Empirical Therapy for Thrombocytopenia associated with Dengue Fever. *The Journal of the Association of Physicians of India*. 2016;64(6):15-20. Epub 2016/10/16.
- Katakam BKMSGKAUBK, Author A, Gandhi Medical College NTRUHSDVLHI, Gandhi Medical College NU, Dvl HSI, Correspondence A, et al. Purpura fulminans (PF) in viral infections-2 case reports. *JDDG - Journal of the German Society of Dermatology*. 2014;12 SUPPL. 2:30.
- Kaushik A, Pineda C, Kest H. Diagnosis and management of dengue fever in children. *Pediatr Rev*. 2010;31(4):e28-35.
- Kaushik JS, Gupta P, Rajpal S, Bhatt S. Spontaneous resolution of sinoatrial exit block and atrioventricular dissociation in a child with dengue fever. *Singapore medical journal*. 2010;51(9):e146-8. Epub 2010/10/13.
- Kawali AMPSPYKAKGKSR, Author A, Uveitis, Ocular Immunology S, Narayana Nethralaya CCRsRBR, Bangalore I, et al. Rickettsial retinitis—an Indian perspective. *Journal of Ophthalmic Inflammation and Infection*. 2015;5(1):1-7.
- Kayal AKGMDMJR, Author A, Department of Neurology GMC GAI, Correspondence A, A.K. Kayal DoNGMCG, Assam IEaggc, et al. Clinical and biochemical spectrum of hypokalemic paralysis in North: East India. *Annals of Indian Academy of Neurology*. 2013;16(2):211-7.
- Keawvichit R, Khowawisetsut L, Lertjuthaporn S, Tangnararatchakit K, Apiwattanakul N, Yoksan S, et al. Differences in activation and tissue homing markers of natural killer cell subsets during acute dengue infection. *Immunology*. 2018;153(4):455-65. Epub 2017/11/07.

- Khalakdina A, Shrestha SK, Malla S, Hills S, Thaisomboonsuk B, Shrestha B, et al. Field evaluation of commercial immunoglobulin M antibody capture ELISA diagnostic tests for the detection of Japanese encephalitis virus infection among encephalitis patients in Nepal. *International journal of infectious diseases : IJID : official publication of the International Society for Infectious Diseases*. 2010;14 Suppl 3:e79-84.
- Khamim K, Khamim B, Pengsaa K. DENGUE INFECTION IN PREGNANCY. *The Southeast Asian journal of tropical medicine and public health*. 2015;46 Suppl 1:153-60. Epub 2015/10/29.
- Khampapongpane B, Lewis HC, Ketmayoon P, Phonekeo D, Somoulay V, Khamsing A, et al. National dengue surveillance in the Lao People's Democratic Republic, 2006-2012: epidemiological and laboratory findings. *Western Pacific surveillance and response journal : WPSAR*. 2014;5(1):7-13. Epub 2014/04/16.
- Khan AHASHMNSNMSTZ, Author A, University of M, Sciences JS, Pakistan, Registrar Medicine L, et al. Frequency and clinical presentation of dengue fever at tertiary care hospital of Hyderabad/Jamshoro. *Journal of the Liaquat University of Medical and Health Sciences*. 2010;9(2):88-94.
- Khan ATMMSAA, Author A, Department of Medicine MM, Complex MP, Department of Medicine KT, Hospital PP, et al. Presentation and prevention of dengue fever. *Journal of Medical Sciences*. 2014;(2014) 22(2):92-5.
- Khan E, Kisat M, Khan N, Nasir A, Ayub S, Hasan R. Demographic and clinical features of dengue fever in Pakistan from 2003-2007: a retrospective cross-sectional study. *PLoS one*. 2010;5(9):e12505. Epub 2010/09/22.
- Khan E, Mehraj V, Nasir A, Khan NA, Billoo B, Moatter T, et al. Evaluation of two ELISA assay kits against RT-PCR for diagnosis of dengue virus infection in a hospital setting in Karachi, Pakistan. *JPMA The Journal of the Pakistan Medical Association*. 2009;59(6):390-4. Epub 2009/06/19.
- Khan J, Ghaffar A, Khan SA. The changing epidemiological pattern of Dengue in Swat, Khyber Pakhtunkhwa. *PLoS one*. 2018;13(4):e0195706. Epub 2018/04/25.
- Khan MIHAEAAHNSMUESIARA, Author A, Medical Unit I LG, Hospital LP, Armed Forces Hospital Southern R, Khamis Mushyt SA, et al. Factors predicting severe dengue in patients with dengue fever. *Mediterranean Journal of Hematology and Infectious Diseases*. 2013;5(1).
- Khan S, Ullah R, Khan A, Sohail A, Wahab N, Bilal M, et al. Random Forest-Based Evaluation of Raman Spectroscopy for Dengue Fever Analysis. *Appl Spectrosc*. 2017;71(9):2111-7.
- Khan SA, Dutta P, Borah J, Chowdhury P, Doloi PK, Mahanta J. Dengue outbreak in an Indo-Myanmar border area: epidemiological aspects and risk factors. *Tropical biomedicine*. 2013;30(3):451-8. Epub 2013/11/06.
- Khurram M, Qayyum W, Umar M, Jawad M, Mumtaz S, Bushra Khaar HT. Ultrasonographic pattern of plasma leak in dengue haemorrhagic fever. *JPMA The Journal of the Pakistan Medical Association*. 2016;66(3):260-4. Epub 2016/03/13.
- Kidwai AA, Jamal Q, Saher, Mehrunnisa, Farooqi FU, Saleem U. Serodiagnosis of dengue infection using rapid immunochromatography test in patients with probable dengue infection. *JPMA The Journal of the Pakistan Medical Association*. 2010;60(11):936-9. Epub 2011/03/08.
- Kiese-Himmel C, Risse T. Normen für den Mottier-Test bei 4- bis 6-jährigen Kindern. *HNO*. 2009;57(9):943-8.
- Kirawittaya T, Yoon IK, Wicht S, Green S, Ennis FA, Gibbons RV, et al. Evaluation of Cardiac Involvement in Children with Dengue by Serial Echocardiographic Studies. *PLoS neglected tropical diseases*. 2015;9(7):e0003943. Epub 2015/08/01.
- Kirkpatrick BD, Durbin AP, Pierce KK, Carmolli MP, Tibery CM, Grier PL, et al. Robust and Balanced Immune Responses to All 4 Dengue Virus Serotypes Following Administration of a Single Dose of a Live Attenuated Tetravalent Dengue Vaccine to Healthy, Flavivirus-Naive Adults. *The Journal of infectious diseases*. 2015;212(5):702-10. Epub 2015/03/25.
- Kirstein J, Douglas W, Thakur M, Boaz M, Papa T, Skipetrova A, et al. Immunogenicity of the CYD tetravalent dengue vaccine using an accelerated schedule: randomised phase II study in US adults. *BMC infectious diseases*. 2018;18(1):475. Epub 2018/09/23.
- Kishore JSJDTNAA, Author A, Department of Microbiology SGP-GloM, Sciences L-I, Correspondence A, J. Kishore DoMSGP-G, et al. Clinical and serological study of first large epidemic of dengue in and around Lucknow, India, in 2003. *Dengue Bulletin*. 2006;30:72-9.
- Kittittrakul C, Silachamroon U, Phumratanaprapin W, Krudsood S, Wilairatana P, Treeprasertsuk S. Liver function tests abnormality and clinical severity of dengue infection in adult patients. *Journal of the Medical Association of Thailand = Chotmaihet thangphaet*. 2015;98 Suppl 1:S1-8. Epub 2015/03/15.
- Kline K, McCarthy JS, Pearson M, Loukas A, Hotez PJ. Neglected tropical diseases of Oceania: review of their prevalence, distribution, and opportunities for control. *PLoS neglected tropical diseases*. 2013;7(1):e1755. Epub 2013/02/06.
- Klingmüller D, Alléra A. Endokrin aktive Substanzen in der Umwelt (Endocrine Disruptors): Gefahr für den Menschen? *Dtsch Med Wochenschr*. 2011;136(18):967-72.
- Knope KE, Doggett SL, Kurucz N, Johansen CA, Nicholson J, Feldman R, et al. Arboviral diseases and malaria in Australia, 2011-12: annual report of the National Arbovirus and Malaria Advisory Committee. *Communicable diseases intelligence quarterly report*. 2014;38(2):E122-42. Epub 2014/09/16.
- Knope KE, Muller M, Kurucz N, Doggett SL, Feldman R, Johansen CA, et al. Arboviral diseases and malaria in Australia, 2013-14: Annual report of the National Arbovirus and Malaria Advisory Committee. *Communicable diseases intelligence quarterly report*. 2016;40(3):E400-E36. Epub 2017/03/10.

- Ko HY, Li YT, Chao DY, Chang YC, Li ZT, Wang M, et al. Inter- and intra-host sequence diversity reveal the emergence of viral variants during an overwintering epidemic caused by dengue virus serotype 2 in southern Taiwan. *PLoS neglected tropical diseases*. 2018;12(10):e0006827. Epub 2018/10/05.
- Kobayashi N, Takezaki S, Kobayashi I, Iwata N, Mori M, Nagai K, et al. Clinical and laboratory features of fatal rapidly progressive interstitial lung disease associated with juvenile dermatomyositis. *Rheumatology (Oxford)*. 2015;54(5):784-91.
- Kolawole OM, Seriki AA, Irekeola AA, Bello KE, Adeyemi OO. Dengue virus and malaria concurrent infection among febrile subjects within Ilorin metropolis, Nigeria. *Journal of medical virology*. 2017;89(8):1347-53. Epub 2017/02/16.
- Kölch M, Märsch C, Fegert JM, Lippert HD. Klinische Prüfungen mit Arzneimitteln in Deutschland an Minderjährigen--Auswirkungen der 12. Novelle zum AMG auf das Antragsaufkommen bei den Ethikkommissionen. *Gesundheitswesen*. 2009;71(3):127-33.
- Koning IM, Maric M, MacKinnon D, Vollebergh WAM. Effects of a combined parent-student alcohol prevention program on intermediate factors and adolescents' drinking behavior: A sequential mediation model. *J Consult Clin Psychol*. 2015;83(4):719-27.
- Koraka P, Lim YP, Shin MD, Setiati TE, Mairuhu AT, van Gorp EC, et al. Plasma levels of inter-alpha inhibitor proteins in children with acute Dengue virus infection. *PloS one*. 2010;5(4):e9967. Epub 2010/04/14.
- Koraluru M, Bairy I, Varma M, Vidyasagar S. Diagnostic validation of selected serological tests for detecting scrub typhus. *Microbiology and immunology*. 2015;59(7):371-4. Epub 2015/05/27.
- Korzeniewski K, Juszcak D, Zwolinska E. Zika - another threat on the epidemiological map of the world. *International maritime health*. 2016;67(1):31-7. Epub 2016/04/01.
- Kosasih H, Alisjahbana B, Nurhayati, de Mast Q, Rudiman IF, Widjaja S, et al. The Epidemiology, Virology and Clinical Findings of Dengue Virus Infections in a Cohort of Indonesian Adults in Western Java. *PLoS neglected tropical diseases*. 2016;10(2):e0004390. Epub 2016/02/13.
- Kosasih H, Alisjahbana B, Widjaja S, Nurhayati, de Mast Q, Parwati I, et al. The diagnostic and prognostic value of dengue non-structural 1 antigen detection in a hyper-endemic region in Indonesia. *PloS one*. 2013;8(11):e80891. Epub 2013/11/22.
- Kotepui M, PhunPhuech B, Phiwklam N, Uthaisar K. Differentiating between dengue fever and malaria using hematological parameters in endemic areas of Thailand. *Infectious diseases of poverty*. 2017;6(1):27. Epub 2017/03/03.
- Kraivong R, Vasanawathana S, Limpitikul W, Malasit P, Tangthawornchaikul N, Botto M, et al. Complement alternative pathway genetic variation and Dengue infection in the Thai population. *Clinical and experimental immunology*. 2013;174(2):326-34. Epub 2013/08/08.
- Krishna MR, Manickavasagam S. The real need of the hour. *Indian pediatrics*. 2013;50(5):528-9.
- Krishnamurthy S. Kawasaki Disease in a 2-year-old Child with Dengue Fever: Author's Reply. *Indian journal of pediatrics*. 2016;83(9):1055-6. Epub 2016/01/26.
- Krishnan N, Purswani M, Hagmann S. Severe dengue virus infection in pediatric travelers visiting friends and relatives after travel to the Caribbean. *The American journal of tropical medicine and hygiene*. 2012;86(3):474-6.
- Krithika MV, Amboiram P, Latha SM, Ninan B, Suman FR, Scott J. Neonate with haemophagocytic lymphohistiocytosis secondary to dengue infection: a case report. *Tropical doctor*. 2017;47(3):253-5. Epub 2016/04/17.
- Krystosik AR, Curtis A, Buritica P, Ajayakumar J, Squires R, Davalos D, et al. Community context and sub-neighborhood scale detail to explain dengue, chikungunya and Zika patterns in Cali, Colombia. *PloS one*. 2017;12(8):e0181208. Epub 2017/08/03.
- Krystosik AR, Curtis A, LaBeaud AD, Davalos DM, Pacheco R, Buritica P, et al. Neighborhood Violence Impacts Disease Control and Surveillance: Case Study of Cali, Colombia from 2014 to 2016. *International journal of environmental research and public health*. 2018;15(10). Epub 2018/10/03.
- Kularatne SA, Gihan MC, Weerasinghe SC, Gunasena S. Concurrent outbreaks of Chikungunya and Dengue fever in Kandy, Sri Lanka, 2006-07: a comparative analysis of clinical and laboratory features. *Postgraduate medical journal*. 2009;85(1005):342-6. Epub 2009/07/08.
- Kularatne SA, Weerakoon KG, Munasinghe R, Ralapanawa UK, Pathirage M. Trends of fluid requirement in dengue fever and dengue haemorrhagic fever: a single centre experience in Sri Lanka. *BMC research notes*. 2015;8:130. Epub 2015/04/19.
- Kularatne SAM, Ralapanawa U, Dalugama C, Jayasinghe J, Rupasinghe S, Kumarihamy P. Series of 10 dengue fever cases with unusual presentations and complications in Sri Lanka: a single centre experience in 2016. *BMC infectious diseases*. 2018;18(1):674. Epub 2018/12/20.
- Kumar A, Gittens-St Hilaire M, Jason V, Ugwuagu C, Krishnamurthy K. The clinical characteristics and outcome of children hospitalized with dengue in Barbados, an English Caribbean country. *Journal of infection in developing countries*. 2015;9(4):394-401. Epub 2015/04/18.
- Kumar A, Gittens-St Hilaire M, Clarke-Greenidge N, Nielsen AL. Epidemiological Trend and Clinical Observations among Children and Adults with Dengue in Barbados. *The West Indian medical journal*. 2015;64(1):37-42.

Kumar A, Gittens-St Hilaire M, Nielsen AL. Epidemiological trends and clinical manifestations of Dengue among children in one of the English-speaking Caribbean countries. *Transactions of the Royal Society of Tropical Medicine and Hygiene*. 2013;107(4):254-60. Epub 2013/02/21.

Kumar A, Krishnamurthy K, Nielsen AL. Hantavirus infection among children hospitalized for febrile illness suspected to be dengue in Barbados. *Journal of infection and public health*. 2016;9(1):81-7. Epub 2015/07/15.

Kumar A, Pandit VR, Shetty S, Pattanshetty S, Krish SN, Roy S. A profile of dengue cases admitted to a tertiary care hospital in Karnataka, southern India. *Tropical doctor*. 2010;40(1):45-6. Epub 2010/01/16.

Kumar ABVDADKKSRG, Author A, Department of Microbiology ALoM, Sciences PKKI, Department of Internal Medicine ALoM, Correspondence A, et al. Serological evidence of leptospirosis and dengue coinfection in an endemic region in South India. *Annals of Tropical Medicine and Public Health*. 2012;5(4):286-90.

Kumar KJ, Chandrashekar A, Basavaraja CK, Kumar HC. Acute pancreatitis complicating dengue hemorrhagic fever. *Revista da Sociedade Brasileira de Medicina Tropical*. 2016;49(5):656-9. Epub 2016/11/05.

Kumar KJ, Manjunath VG, Shailashree M, Girish GN. Coinfection with dengue and chikungunya--a case report. *Journal of the Indian Medical Association*. 2012;110(10):749, 52. Epub 2013/06/07.

Kumar R, Prakash O, Sharma BS. Intracranial hemorrhage in dengue fever: management and outcome: a series of 5 cases and review of literature. *Surgical neurology*. 2009;72(4):429-33; discussion 33. Epub 2009/03/31.

Kumar S, Khadwal A, Verma S, Singhi SC. Immune thrombocytopenic purpura due to mixed viral infections. *Indian journal of pediatrics*. 2013;80(5):421-2. Epub 2012/05/01.

Kumar Singh A, Kumar Maurya P, Kulshreshtha D, Deepak Thakkar M, Kumar Thacker A. Analysis of Clinical and Metabolic Profile of Acute Neuromuscular Weakness Related to Hypokalemia. *Acta neurologica Taiwanica*. 2017;26(3):97-105. Epub 2018/02/23.

Kumar SKSRIDPKLCASBGDPKA, Author A, Recombinant Gene Product Laboratory ICf, Genetic E, Biotechnology NDI, Biologics Development Center DRsLL, et al. Molecular herbal inhibitors of Dengue virus: An update. *International Journal of Medicinal and Aromatic Plants*. 2012;2(1):1-21.

Kumar VE, Cherupanakkal C, Catherine M, Kadiravan T, Parameswaran N, Rajendiran S, et al. Endogenous gene selection for relative quantification PCR and IL6 transcript levels in the PBMC's of severe and non-severe dengue cases. *BMC research notes*. 2018;11(1):550. Epub 2018/08/04.

Kumaran E, Doum D, Keo V, Sokha L, Sam B, Chan V, et al. Dengue knowledge, attitudes and practices and their impact on community-based vector control in rural Cambodia. *PLoS neglected tropical diseases*. 2018;12(2):e0006268. Epub 2018/02/17.

Kuna A, Bykowska M, Kulawiak N, Biernat B, Szostakowska B, Nahorski WL, et al. Clinico-laboratory profile of dengue patients returning from tropical areas to Poland during 2010-15. *Journal of vector borne diseases*. 2016;53(3):234-9. Epub 2016/09/30.

Kundu R. Rapid Diagnostic Tests in Childhood Infections. *Indian pediatrics*. 2018;55(3):233-7. Epub 2018/04/10.

Kunju MIRIMSMAB, Author A, Trivandrum Medical C, Pediatric Neurology TI, Trivandrum Medical College PTI, Correspondence A, et al. Bickerstaff's brainstem encephalitis in children-A case series from a tertiary care centre. *Journal of the neurological sciences*. 2017;381 Supplement 1:925.

Kusmintarsih ES, Hayati RF, Turnip ON, Yohan B, Suryaningsih S, Pratiknyo H, et al. Molecular characterization of dengue viruses isolated from patients in Central Java, Indonesia. *Journal of infection and public health*. 2018;11(5):617-25. Epub 2017/10/24.

La Ruche G, Souarès Y, Armengaud A, Peloux-Petiot F, Delaunay P, Desprès P, et al. First two autochthonous dengue virus infections in metropolitan France, September 2010. *Euro surveillance : bulletin Europeen sur les maladies transmissibles = European communicable disease bulletin*. 2010;15(39):19676-.

Lahon AARPKARVMBDGNJMR-HR, Author A, Department of Molecular Virology a, Microbiology BCoMHUS, Integrative M, Biological Science Program B, et al. Characterization of a Zika Virus Isolate from Colombia. *PLoS neglected tropical diseases*. 2016;10(9).

Lai LRNXYNMSBAHMFMAHCWHFJKL, Author A, Hope Clinic of the Emory Vaccine Center DoID, Department of Medicine SoMEUD, United S, Department of Pathology So, et al. Innate, T-, and B-Cell Responses in Acute Human Zika Patients. *Clinical infectious diseases*. 2018;66(1):1-10.

Lai WPCTWLHJSSBCCH, Author A, Correspondence A, Lai WP, Ai PIED. A screening tool for dengue fever in children. *Pediatric infectious disease journal*. 2012;17(17).

Lakshman A, Balasubramanian P, Nampoothiri RV, Vijayvergiya R, Bhalla A, Varma SC. Elevated cardiac biomarkers and echocardiographic left ventricular dysfunction at admission in patients with dengue fever: report from a tertiary care center in Northwest India. *Tropical doctor*. 2018;48(4):261-5. Epub 2018/07/12.

Lam PK, Ngoc TV, Thu Thuy TT, Hong Van NT, Nhu Thuy TT, Hoai Tam DT, et al. The value of daily platelet counts for predicting dengue shock syndrome: Results from a prospective observational study of 2301 Vietnamese children with dengue. *PLoS neglected tropical diseases*. 2017;11(4):e0005498. Epub 2017/04/28.

Lam PK, Tam DT, Diet TV, Tam CT, Tien NT, Kieu NT, et al. Clinical characteristics of Dengue shock syndrome in Vietnamese children: a 10-year prospective study in a single hospital. *Clinical infectious diseases : an official publication of the Infectious Diseases Society of America*. 2013;57(11):1577-86. Epub 2013/09/21.

- Lam PK, Tam DT, Dung NM, Tien NT, Kieu NT, Simmons C, et al. A Prognostic Model for Development of Profound Shock among Children Presenting with Dengue Shock Syndrome. *PloS one*. 2015;10(5):e0126134. Epub 2015/05/07.
- Lam PKTDHTVTCTTNTHTKNTTSC, Author A, Oxford University Clinical Research Unit Hf, Tropical Diseases HCMCVN, University of M, Pharmacy of Ho Chi Minh City HC, et al. Dengue shock syndrome in children: Clinical features and a prognostic model for profound shock. *Tropical Medicine and International Health*. 2013;18 SUPPL. 1:53-4.
- Laman M, Hwaiwhanje I, Bona C, Warrel J, Aipit S, Smith D, et al. Viral pathogens in children hospitalized with features of central nervous system infection in a malaria-endemic region of Papua New Guinea. *BMC infectious diseases*. 2014;14:630. Epub 2014/11/27.
- Landais ADSLABL, Author A, Service de neurologie CHUdP-à-PrdCA, France, Service d'ophtalmologie CHUdP-à-PrdC, Abymes F, et al. Optic neuritis after dengue viral infection in the Caribbean ORIGINAL (NON-ENGLISH) TITLE Névrite optique après dengue dans les Caraïbes. *Medecine et maladies infectieuses*. 2018;48(7):481-3.
- Langsjoen RM, Rubinstein RJ, Kautz TF, Auguste AJ, Erasmus JH, Kiatty-Figueroa L, et al. Molecular Virologic and Clinical Characteristics of a Chikungunya Fever Outbreak in La Romana, Dominican Republic, 2014. *PLoS neglected tropical diseases*. 2016;10(12):e0005189. Epub 2016/12/29.
- Laoprasopwattana K, Binsaai J, Pruekprasert P, Geater A. Prothrombin Time Prolongation was the Most Important Indicator of Severe Bleeding in Children with Severe Dengue Viral Infection. *Journal of tropical pediatrics*. 2017;63(4):314-20. Epub 2017/02/09.
- Laoprasopwattana K, Chaimongkol W, Pruekprasert P, Geater A. Acute respiratory failure and active bleeding are the important fatality predictive factors for severe dengue viral infection. *PloS one*. 2014;9(12):e114499. Epub 2014/12/03.
- Laoprasopwattana K, Jundee P, Pruekprasert P, Geater A. Outcome of Severe Dengue Viral Infection-caused Acute Liver Failure in Thai Children. *Journal of tropical pediatrics*. 2016;62(3):200-5. Epub 2016/02/07.
- Laoprasopwattana K, Kaewjungwad L, Jarumanokul R, Geater A. Differential diagnosis of Chikungunya, dengue viral infection and other acute febrile illnesses in children. *The Pediatric infectious disease journal*. 2012;31(5):459-63. Epub 2012/02/04.
- Laoprasopwattana K, Pruekprasert P, Dissaneewate P, Geater A, Vachvanichsanong P. Outcome of dengue hemorrhagic fever-caused acute kidney injury in Thai children. *The Journal of pediatrics*. 2010;157(2):303-9. Epub 2010/04/07.
- Laoprasopwattana K, Tangcheewawatthanakul C, Tunyapanit W, Sangthong R. Is zinc concentration in toxic phase plasma related to dengue severity and level of transaminases? *PLoS neglected tropical diseases*. 2013;7(6):e2287-e.
- La-Orkhun V, Supachokchaiwattana P, Lertsapcharoen P, Khongphatthanayothin A. Spectrum of cardiac rhythm abnormalities and heart rate variability during the convalescent stage of dengue virus infection: a Holter study. *Annals of tropical paediatrics*. 2011;31(2):123-8. Epub 2011/05/18.
- Larbcharoensub N, Aroonroch R, Kanoksil W, Leopairut J, Nitiyanant P, Khositseth A, et al. Infection-associated hemophagocytic syndrome among patients with dengue shock syndrome and invasive aspergillosis: a case series and review of the literature. *The Southeast Asian journal of tropical medicine and public health*. 2011;42(5):1106-12. Epub 2012/02/04.
- L'Azou M, Moureau A, Sarti E, Nealon J, Zambrano B, Wartel TA, et al. Symptomatic Dengue in Children in 10 Asian and Latin American Countries. *The New England journal of medicine*. 2016;374(12):1155-66. Epub 2016/03/24.
- L'Azou MSTKMOAGEAELC, Author A, Sanofi Pasteur LF, University Hospital of Cocody ACdl, Institut Pasteur De Côte D'Ivoire ACdl, Sanofi Pasteur ACdl, et al. Dengue and malaria: Etiologies of acute febrile illness in Abidjan, Ivory Coast, 2011-2012. *American journal of tropical medicine and hygiene*. 2015;93(4 Supplement):48.
- Le Viet T, Choisy M, Bryant JE, Vu Trong D, Pham Quang T, Horby P, et al. A dengue outbreak on a floating village at Cat Ba Island in Vietnam. *BMC public health*. 2015;15:940. Epub 2015/09/24.
- Le VT, Phan TQ, Do QH, Nguyen BH, Lam QB, Bach V, et al. Viral etiology of encephalitis in children in southern Vietnam: results of a one-year prospective descriptive study. *PLoS neglected tropical diseases*. 2010;4(10):e854. Epub 2010/11/05.
- Lednický J, Beau De Rochars VM, El Badry M, Loeb J, Telisma T, Chavannes S, et al. Zika Virus Outbreak in Haiti in 2014: Molecular and Clinical Data. *PLoS neglected tropical diseases*. 2016;10(4):e0004687. Epub 2016/04/26.
- Ledogar RJ, Hernández-Alvarez C, Morrison AC, Arosteguí J, Morales-Perez A, Nava-Aguilera E, et al. When communities are really in control: ethical issues surrounding community mobilisation for dengue prevention in Mexico and Nicaragua. *BMC public health*. 2017;17(Suppl 1):410-.
- Leduc-Galindo D, Gloria-Herrera U, Ramos-Jimenez J, Garcia-Luna S, Arellanos-Soto D, Mendoza-Tavera N, et al. Characterization of the dengue outbreak in Nuevo Leon state, Mexico, 2010. *Infection*. 2015;43(2):201-6. Epub 2015/01/13.
- Lee IK, Liu JW, Chen YH, Chen YC, Tsai CY, Huang SY, et al. Development of a Simple Clinical Risk Score for Early Prediction of Severe Dengue in Adult Patients. *PloS one*. 2016;11(5):e0154772. Epub 2016/05/04.

- 
- Lee JS, Mogasale V, Lim JK, Carabali M, Lee KS, Sirivichayakul C, et al. A multi-country study of the economic burden of dengue fever: Vietnam, Thailand, and Colombia. *PLoS neglected tropical diseases*. 2017;11(10):e0006037. Epub 2017/10/31.
- 
- Lee MSTYHCYCKCHWSLLMHYFWYW, Author A, Department o, Pediatrics KMUHKM, University T, Department of Pediatrics KMH-K, et al. M2 macrophage subset decrement is an indicator of bleeding tendency in pediatric dengue disease. *Journal of Microbiology, Immunology and Infection*. 2018;51(6):829-38.
- 
- Lee TH, Lee LK, Lye DC, Leo YS. Current management of severe dengue infection. Expert review of anti-infective therapy. 2017;15(1):67-78.
- 
- Lee VJ, Lye DC, Sun Y, Leo YS. Decision tree algorithm in deciding hospitalization for adult patients with dengue haemorrhagic fever in Singapore. *Tropical medicine & international health : TM & IH*. 2009;14(9):1154-9. Epub 2009/07/25.
- 
- Legorreta-Soberanis J, Paredes-Solís S, Morales-Pérez A, Nava-Aguilera E, de Los Santos FRS, Sánchez-Gervacio BM, et al. Coverage and beliefs about temephos application for control of dengue vectors and impact of a community-based prevention intervention: secondary analysis from the Camino Verde trial in Mexico. *BMC public health*. 2017;17(Suppl 1):426.
- 
- Legorreta-Soberanis J, Paredes-Solís S, Morales-Pérez A, Nava-Aguilera E, Serrano-de Los Santos FR, Dimas-Garcia DL, et al. Household costs of dengue illness: secondary outcomes from a randomised controlled trial of dengue prevention in Guerrero state, Mexico. *BMC public health*. 2017;17(Suppl 1):411-.
- 
- Legorreta-Soberanis J, Paredes-Solís S, Morales-Pérez A, Nava-Aguilera E, Serrano-de Los Santos FR, Sánchez-Gervacio BM, et al. Household costs for personal protection against mosquitoes: secondary outcomes from a randomised controlled trial of dengue prevention in Guerrero state, Mexico. *BMC public health*. 2017;17(Suppl 1):399-.
- 
- Leite RC, Souza AI, Castanha PM, Cordeiro MT, Martelli CT, Ferreira AL, et al. Dengue infection in pregnancy and transplacental transfer of anti-dengue antibodies in Northeast, Brazil. *Journal of clinical virology : the official publication of the Pan American Society for Clinical Virology*. 2014;60(1):16-21. Epub 2014/03/25.
- 
- Leo YS, Wilder-Smith A, Archuleta S, Shek LP, Chong CY, Leong HN, et al. Immunogenicity and safety of recombinant tetravalent dengue vaccine (CYD-TDV) in individuals aged 2-45 y: Phase II randomized controlled trial in Singapore. *Human vaccines & immunotherapeutics*. 2012;8(9):1259-71. Epub 2012/08/17.
- 
- León Cabrera P, Fariña Reynoso AT, Goslin Collymore LL, Sánchez Vidal G, Sánchez Santos L, Rodríguez Bouza E. Experiencias en las etapas de control y sostenibilidad de la epidemia de Dengue. *Rev cuba med gen integr*. 2013;29(4):270-87.
- 
- Lertanekawattana S, Anantapreecha S, Jiraphongsa C, Duan-ngern P, Potjalongsin S, Wiittayabamrung W, et al. Prevalence and characteristics of dengue and chikungunya infections among acute febrile patients in Nong Khai Province, Thailand. *The Southeast Asian journal of tropical medicine and public health*. 2013;44(5):780-90. Epub 2014/01/21.
- 
- Lertjuthaporn S, Khowawisetsut L, Keawwichit R, Polsrila K, Chuansumrit A, Choekphaibulkit K, et al. Identification of changes in dendritic cell subsets that correlate with disease severity in dengue infection. *PLoS one*. 2018;13(7):e0200564. Epub 2018/07/13.
- 
- Letson GW. Dengue surveillance in preparation for field vaccine trials. *Journal of clinical virology : the official publication of the Pan American Society for Clinical Virology*. 2009;46 Suppl 2:S10-2. Epub 2009/10/06.
- 
- Levy A, Valero N, Espina LM, Añez G, Arias J, Mosquera J. Increment of interleukin 6, tumour necrosis factor alpha, nitric oxide, C-reactive protein and apoptosis in dengue. *Transactions of the Royal Society of Tropical Medicine and Hygiene*. 2010;104(1):16-23.
- 
- Lewthwaite P, Shankar MV, Tio PH, Daly J, Last A, Ravikumar R, et al. Evaluation of two commercially available ELISAs for the diagnosis of Japanese encephalitis applied to field samples. *Tropical medicine & international health : TM & IH*. 2010;15(7):811-8. Epub 2010/05/22.
- 
- Li GH, Ning ZJ, Liu YM, Li XH. Neurological Manifestations of Dengue Infection. *Frontiers in cellular and infection microbiology*. 2017;7:449. Epub 2017/11/10.
- 
- Li J, Chong CY, Tan NW, Yung CF, Tee NW, Thoon KC. Characteristics of Zika Virus Disease in Children: Clinical, Hematological, and Virological Findings from an Outbreak in Singapore. *Clinical infectious diseases : an official publication of the Infectious Diseases Society of America*. 2017;64(10):1445-8. Epub 2017/02/12.
- 
- Li M, Zhang X, Ji Y, Ye B, Wen F. Acute Macular Neuroretinopathy in Dengue Fever: Short-term Prospectively Followed Up Case Series. *JAMA ophthalmology*. 2015;133(11):1329-33. Epub 2015/08/14.
- 
- Libraty DH, Acosta LP, Tallo V, Segubre-Mercado E, Bautista A, Potts JA, et al. A prospective nested case-control study of Dengue in infants: rethinking and refining the antibody-dependent enhancement dengue hemorrhagic fever model. *PLoS medicine*. 2009;6(10):e1000171. Epub 2009/10/28.
- 
- Libraty DH, Wang P, Guo Z, Bigcas V, Brion JD, Capeding RZ. The Pattern of Adipose Tissue Accumulation during Early Infancy Provides an Environment for the Development of Dengue Hemorrhagic Fever. *PLoS neglected tropical diseases*. 2015;9(12):e0004267. Epub 2015/12/05.
- 
- Libraty DH, Zhang L, Caponpon M, Capeding RZ. Influenza virus infections in the tropics during the first year of life. *Journal of tropical pediatrics*. 2015;61(4):310-2. Epub 2015/04/02.
-

- Libraty DH, Zhang L, Woda M, Giaya K, Kathivu CL, Acosta LP, et al. Low adiposity during early infancy is associated with a low risk for developing dengue hemorrhagic fever: a preliminary model. *PloS one*. 2014;9(2):e88944. Epub 2014/02/18.
- Lieberz K, Seiffge M. Obergutachten bei den Psychodynamischen Verfahren ein Beitrag zur Qualitätssicherung in der Richtlinien-Psychotherapie. Ergebnisse aus dem MARS-Projekt. *Z Psychosom Med Psychother*. 2011;57(4):364-76.
- Liew SM, Khoo EM, Ho BK, Lee YK, Omar M, Ayadurai V, et al. Dengue in Malaysia: Factors Associated with Dengue Mortality from a National Registry. *PloS one*. 2016;11(6):e0157631. Epub 2016/06/24.
- Lim DS, Yawata N, Selva KJ, Li N, Tsai CY, Yeong LH, et al. The combination of type I IFN, TNF-alpha, and cell surface receptor engagement with dendritic cells enables NK cells to overcome immune evasion by dengue virus. *Journal of immunology (Baltimore, Md : 1950)*. 2014;193(10):5065-75. Epub 2014/10/17.
- Lim G, Lee JH. N-acetylcysteine in children with dengue-associated liver failure: a case report. *Journal of tropical pediatrics*. 2012;58(5):409-13. Epub 2011/12/27.
- Lim JK, Carabali M, Lee JS, Lee KS, Namkung S, Lim SK, et al. Evaluating dengue burden in Africa in passive fever surveillance and seroprevalence studies: protocol of field studies of the Dengue Vaccine Initiative. *BMJ open*. 2018;8(1):e017673. Epub 2018/01/24.
- Lima DM, Sabino-Santos Junior G, Oliveira ACA, Fontes RM, Colares JKB, Araújo FMdC, et al. Hantavirus infection in suspected dengue cases from State of Ceará, Brazil. *Revista da Sociedade Brasileira de Medicina Tropical*. 2011;44(6):795-6.
- Lima FR, Croda MG, Muniz DA, Gomes IT, Soares KR, Cardoso MR, et al. Evaluation of the traditional and revised World Health Organization classifications of dengue cases in Brazil. *Clinics (Sao Paulo, Brazil)*. 2013;68(10):1299-304. Epub 2013/11/12.
- Lin CC, Chen WC. Treatment Effectiveness of Amantadine Against Dengue Virus Infection. *The American journal of case reports*. 2016;17:921-4. Epub 2016/12/07.
- Lin C-H, Schiøler KL, Jepsen MR, Ho C-K, Li S-H, Konradsen F. Dengue outbreaks in high-income area, Kaohsiung City, Taiwan, 2003-2009. *Emerging infectious diseases*. 2012;18(10):1603-11.
- Lin CHSKLJMRHCKLSHKF, Author A, Department of International H, Immunology, Microbiology UoCCD, Department of G, et al. Dengue epidemiology in a high-income urban setting: Outbreak investigations from Kaohsiung City, Taiwan. *Tropical Medicine and International Health*. 2013;18 SUPPL. 1:118.
- Lin HH, Yip BS, Huang LM, Wu SC. Zika virus structural biology and progress in vaccine development. *Biotechnology advances*. 2018;36(1):47-53. Epub 2017/09/17.
- Lindo J, Brown PD, Vickers I, Brown M, Jackson ST, Lewis-Fuller E. Leptospirosis and malaria as causes of febrile illness during a dengue epidemic in Jamaica. *Pathog Glob Health*. 2013;107(6):329-34.
- Liu Y, Liu J, Cheng G. Vaccines and immunization strategies for dengue prevention. *Emerging microbes & infections*. 2016;5(7):e77. Epub 2016/07/21.
- Llorens P, Manito Lorite N, Manzano Espinosa L, Martín-Sánchez FJ, Comín Colet J, Formiga F, et al. Consenso para la mejora de la atención integral a los pacientes con insuficiencia cardiaca aguda. *Emergencias (Sant Vicenç dels Horts)*. 2015;27(4):245-66.
- Lochindarat S, Bunnag T. Clinical presentations of pandemic 2009 influenza A (H1N1) virus infection in hospitalized Thai children. *Journal of the Medical Association of Thailand = Chotmaihet thangphaet*. 2011;94 Suppl 3:S107-12. Epub 2011/11/03.
- Lodhi YFMM, Author A, Department of P, Lahore M, Dental College LP, Correspondence A, et al. Clinical characteristics of dengue fever in a medical center of lahore during 2010 epidemics. *Pakistan Journal of Medical and Health Sciences*. 2012;6(1):129-31.
- Lohitharajah J, Malavige N, Arambepola C, Wanigasinghe J, Gamage R, Gunaratne P, et al. Viral aetiologies of acute encephalitis in a hospital-based South Asian population. *BMC infectious diseases*. 2017;17(1):303. Epub 2017/04/26.
- Loke P, Hammond SN, Leung JM, Kim CC, Batra S, Rocha C, et al. Gene expression patterns of dengue virus-infected children from nicaragua reveal a distinct signature of increased metabolism. *PLoS neglected tropical diseases*. 2010;4(6):e710. Epub 2010/06/19.
- Lokida D, Budiman A, Pawitro UE, Gasem MH, Karyana M, Kosasih H, et al. Case report: Weil's disease with multiple organ failure in a child living in dengue endemic area. *BMC research notes*. 2016;9(1):407-.
- Lokida D, Budiman A, Pawitro UE, Gasem MH, Karyana M, Kosasih H, et al. Case report: Weil's disease with multiple organ failure in a child living in dengue endemic area. *BMC research notes*. 2016;9(1):407. Epub 2016/08/17.
- Londhey V, Agrawal S, Vaidya N, Kini S, Shastri JS, Sunil S. Dengue and Chikungunya Virus Co-infections: The Inside Story. *The Journal of the Association of Physicians of India*. 2016;64(3):36-40. Epub 2016/10/13.
- Long HT, Hibberd ML, Hien TT, Dung NM, Van Ngoc T, Farrar J, et al. Patterns of gene transcript abundance in the blood of children with severe or uncomplicated dengue highlight differences in disease evolution and host response to dengue virus infection. *The Journal of infectious diseases*. 2009;199(4):537-46. Epub 2009/01/14.

- Lopez Barroso R, Deulofeu Betancourt I, Fayad Saeta Y, Macias Navarro MM. [Convalescence of pregnant women who suffered from dengue serotype 3]. *Revista cubana de medicina tropical*. 2011;63(3):206-10. Epub 2011/09/01. Convalecencia de mujeres que sufrieron dengue serotipo 3 durante el embarazo.
- López Barroso R, Deulofeu Betancourt I, Fayad Saeta Y, Macias Navarro MM. Convalecencia de mujeres que sufrieron dengue serotipo 3 durante el embarazo. *Revista cubana de medicina tropical*. 2011;63(3):206-10.
- López FCHCHP-PJLORALEVDM-JJHESJE, Author A, Ponce Health Sciences University PU, States, Centers for Disease C, Prevention P, et al. Risk factors for chikungunya patient hospitalization-Puerto Rico, 2014. *American journal of tropical medicine and hygiene*. 2016;95(5 Supplement 1):422.
- Lopez-Diaz T, Lugo F, Rodriguez JM, Sabao E, Sierra K, Valdes Y, et al. Compliance with management guidelines in patients with suspected dengue. *Boletin de la Asociacion Medica de Puerto Rico*. 2016;108(1):53-6. Epub 2016/01/01.
- Lorente-Velázquez A, González Mesa A, Gutierrez JR, Villa-Collar C, Nieto-Bona A. Long-term changes in straylight induced by corneal refractive therapy: a pilot study. *Cont Lens Anterior Eye*. 2014;37(3):144-8.
- Lorente-Velázquez A, Nieto-Bona A, Collar CV, Mesa AG. Straylight and contrast sensitivity after corneal refractive therapy. *Optom Vis Sci*. 2011;88(10):1245-51.
- Lorenzi OD, Gregory CJ, Santiago LM, Acosta H, Galarza IE, Hunsperger E, et al. Acute febrile illness surveillance in a tertiary hospital emergency department: comparison of influenza and dengue virus infections. *The American journal of tropical medicine and hygiene*. 2013;88(3):472-80. Epub 2013/02/06.
- Loroño-Pino MA, Farfan-Ale JA, Blitvich BJ, Beebe JL, Jarman RG, Beaty BJ. Evaluation of an epitope-blocking enzyme-linked immunosorbent assay for the diagnosis of West Nile virus infections in humans. *Clinical and vaccine immunology : CVI*. 2009;16(5):749-55.
- Lovera D, Araya S, Mesquita MJ, Avalos C, Ledesma S, Arbo A. Prospective applicability study of the new dengue classification system for clinical management in children. *The Pediatric infectious disease journal*. 2014;33(9):933-5. Epub 2014/03/20.
- Lovera D, Martinez de Cuellar C, Araya S, Amarilla S, Gonzalez N, Aguiar C, et al. Clinical Characteristics and Risk Factors of Dengue Shock Syndrome in Children. *The Pediatric infectious disease journal*. 2016;35(12):1294-9. Epub 2016/07/28.
- Lovera DLSACASGNMMJASASACAJMDCC, Author A, Instituto de Medicina T, Asunción P, Universidad Nacional de Asunción AP, Correspondence A, et al. Clinical characteristics of Dengue Shock Syndrome (DSS) in children. *International Journal of Infectious Diseases*. 2014;21 SUPPL. 1:221.
- Low GK, Ogston SA, Yong MH, Gan SC, Chee HY. Global dengue death before and after the new World Health Organization 2009 case classification: A systematic review and meta-regression analysis. *Acta tropica*. 2018;182:237-45. Epub 2018/03/17.
- Low YN, Cheong BM. Appendicular mass complicating acute appendicitis in a patient with dengue fever. *The Medical journal of Malaysia*. 2016;71(2):83-4. Epub 2016/06/22.
- Lowe R, Barcellos C, Brasil P, Cruz OG, Honorio NA, Kuper H, et al. The Zika Virus Epidemic in Brazil: From Discovery to Future Implications. *International journal of environmental research and public health*. 2018;15(1). Epub 2018/01/10.
- Ludolfs D, Reinholz M, Schmitz H. Highly specific detection of antibodies to tick-borne encephalitis (TBE) virus in humans using a domain III antigen and a sensitive immune complex (IC) ELISA. *Journal of clinical virology : the official publication of the Pan American Society for Clinical Virology*. 2009;45(2):125-8.
- Lugo-Caballero C, Dzul-Rosado K, Rodriguez-Moreno G, Tello-Martin R, Lopez-Avila K, Zavala-Castro J. [Fatal case of rickettsiosis in a toddler from southeastern Mexico]. *Archivos argentinos de pediatria*. 2017;115(1):e5-e8. Epub 2017/01/18. Caso fulminante de rickettsiosis (*Rickettsia rickettsii*) en una lactante del sureste de Mexico.
- Lugo-Caballero C, Dzul-Rosado K, Rodríguez-Moreno G, Tello-Martin R, López-Ávila K, Zavala-Castro J. Caso fulminante de rickettsiosis (*Rickettsia rickettsii*) en una lactante del sureste de México. *Archivos argentinos de pediatria*. 2017;115(1):e5-e8.
- Lukman N, Salim G, Kosasih H, Susanto NH, Parwati I, Fitri S, et al. Comparison of the Hemagglutination Inhibition Test and IgG ELISA in Categorizing Primary and Secondary Dengue Infections Based on the Plaque Reduction Neutralization Test. *BioMed research international*. 2016;2016:5253842. Epub 2016/07/23.
- Lum LC, Syed Omar SF, Sri La Sri Ponnampalavanar S, Tan LH, Sekaran SD, Kamarulzaman A. Cohorting Dengue Patients Improves the Quality of Care and Clinical Outcome. *PLoS neglected tropical diseases*. 2015;9(6):e0003836. Epub 2015/06/06.
- Lumpaopong A, Kaewplang P, Watanaveeradej V, Thirakhupt P, Chamnanvanakij S, Srisuwan K, et al. Electrolyte disturbances and abnormal urine analysis in children with dengue infection. *The Southeast Asian journal of tropical medicine and public health*. 2010;41(1):72-6. Epub 2010/06/29.
- Luo S, Cui W, Li C, Ling F, Fu T, Liu Q, et al. Seroprevalence of dengue IgG antibodies in symptomatic and asymptomatic individuals three years after an outbreak in Zhejiang Province, China. *BMC infectious diseases*. 2018;18(1):92. Epub 2018/02/24.
- Luo ZF, Hu B, Zhang FY, Lin XH, Xie XY, Pan KY, et al. Laboratory and Molecular Characterization of Dengue Viruses in a 2014 Outbreak in Guangfo Region, Southern China. *Japanese journal of infectious diseases*. 2017;70(5):528-35. Epub 2017/04/04.

- Luz PM, Grinsztejn B, Galvani AP. Disability adjusted life years lost to dengue in Brazil. *Tropical medicine & international health : TM & IH*. 2009;14(2):237-46. Epub 2009/01/28.
- Lye DC, Lee VJ, Sun Y, Leo YS. Lack of efficacy of prophylactic platelet transfusion for severe thrombocytopenia in adults with acute uncomplicated dengue infection. *Clinical infectious diseases : an official publication of the Infectious Diseases Society of America*. 2009;48(9):1262-5. Epub 2009/03/19.
- Lynen Jansen P, Stallmach A, Lohse AW, Lerch MM. Entwicklung infektiöser Durchfallerkrankungen zwischen den Jahren 2000 und 2012. *Z Gastroenterol*. 2014;52(6):549-57.
- Lyons AG. The human dengue challenge experience at the Walter Reed Army Institute of Research. *The Journal of infectious diseases*. 2014;209 Suppl 2:S49-55.
- Ma X, Zhen W, Yang P, Sun X, Nie W, Zhang L, et al. First confirmation of imported dengue virus serotype 2 complete genome in urine from a Chinese traveler returning from India. *Virology journal*. 2014;11:56-.
- Mac Donald-Ottevanger MS, Gravenberch-Ramندانlall CI, Zijlmans CW. [Chikungunya in children]. *Nederlands tijdschrift voor geneeskunde*. 2015;159:A8403. Epub 2015/02/19. Chikungunya bij kinderen.
- Mac Donald-Ottevanger MS, Gravenberch-Ramندانlall CI, Zijlmans CWRW. Chikungunya bij kinderen. *Nederlands tijdschrift voor geneeskunde*. 2015;159:A8403-A.
- Macedo GA, Gonin ML, Pone SM, Cruz OG, Nobre FF, Brasil P. Sensitivity and specificity of the World Health Organization dengue classification schemes for severe dengue assessment in children in Rio de Janeiro. *PloS one*. 2014;9(4):e96314. Epub 2014/04/30.
- Machain-Williams C, Raga E, Baak-Baak CM, Kiem S, Blitvich BJ, Ramos C. Maternal, Fetal, and Neonatal Outcomes in Pregnant Dengue Patients in Mexico. *BioMed research international*. 2018;2018:9643083. Epub 2018/04/03.
- Machain-Williams C, Talavera-Aguilar L, Cetina-Trejo RC, Carrillo-Navarrete J, Rivero-Cardenas N, Salazar MI, et al. Detection of hepatitis C virus coinfection in patients with dengue diagnosis. *BioMed research international*. 2014;2014:321286. Epub 2014/06/21.
- Madani TA, Abuelzein el TM, Al-Bar HM, Azhar EI, Kao M, Alshoeb HO, et al. Outbreak of viral hemorrhagic fever caused by dengue virus type 3 in Al-Mukalla, Yemen. *BMC infectious diseases*. 2013;13:136. Epub 2013/03/19.
- Magalhaes BM, Alexandre MA, Siqueira AM, Melo GC, Gimaque JB, Bastos MS, et al. Clinical profile of concurrent dengue fever and Plasmodium vivax malaria in the Brazilian Amazon: case series of 11 hospitalized patients. *The American journal of tropical medicine and hygiene*. 2012;87(6):1119-24. Epub 2012/10/04.
- Magalhaes Ide M, Martins RV, Vianna RO, Moyses N, Afonso LA, Oliveira SA, et al. Detection of human herpesvirus 7 infection in young children presenting with exanthema subitum. *Memorias do Instituto Oswaldo Cruz*. 2011;106(3):371-3. Epub 2011/06/10.
- Magalhaes T, Braga C, Cordeiro MT, Oliveira ALS, Castanha PMS, Maciel APR, et al. Zika virus displacement by a chikungunya outbreak in Recife, Brazil. *PLoS neglected tropical diseases*. 2017;11(11):e0006055. Epub 2017/11/07.
- Maharajan K, Patro DK, Menon J, Hariharan AP, Parija SC, Poduval M, et al. Serum Procalcitonin is a sensitive and specific marker in the diagnosis of septic arthritis and acute osteomyelitis. *Journal of orthopaedic surgery and research*. 2013;8:19. Epub 2013/07/06.
- Mahboob A, Iqbal Z, Javed R, Taj A, Munir A, Saleemi MA, et al. Dermatological manifestations of dengue fever. *Journal of Ayub Medical College, Abbottabad : JAMC*. 2012;24(1):52-4.
- Mahboob A, Iqbal Z, Javed R, Taj A, Munir A, Saleemi MA. Clinical characteristics of patients with dengue fever: report of 48 patients in 2010. *Journal of Ayub Medical College, Abbottabad : JAMC*. 2010;22(4):120-3. Epub 2010/10/01.
- Maia SH, Brasil IR, Esmeraldo Rde M, Ponte CN, Costa RC, Lira RA. Severe dengue in the early postoperative period after kidney transplantation: two case reports from Hospital Geral de Fortaleza. *Revista da Sociedade Brasileira de Medicina Tropical*. 2015;48(6):783-5. Epub 2015/12/18.
- Majumdar I, Mukherjee D, Kundu R, Niyogi P, Das J. Factors Affecting Outcome in Children with Dengue in Kolkata. *Indian pediatrics*. 2017;54(9):778-80. Epub 2017/10/07.
- Majumdar R, Jana CK, Ghosh S, Biswas U. Clinical spectrum of dengue fever in a tertiary care centre with particular reference to atypical presentation in the 2012 outbreak in Kolkata. *Journal of the Indian Medical Association*. 2012;110(12):904-6. Epub 2013/08/14.
- Malhão TA, Resende CMC, Gamerman D, Medronho RdA. Um modelo bayesiano para investigação de sobremortalidade durante epidemia de dengue na Região Metropolitana do Rio de Janeiro, Brasil, 2007-2008. *Cadernos de saude publica*. 2013;29(10):2057-70.
- Malhotra V, Author A, Lhmc, Ksch New Delhi NDI, Correspondence A, V. Malhotra L, et al. Detection of nonstructural protein -1 antigen (NS-1) for the early diagnosis of Dengue infection in children. *International Journal of Infectious Diseases*. 2012;16 SUPPL.1:e399.
- Malik A, Earhart K, Mohareb E, Saad M, Saeed M, Ageep A, et al. Dengue hemorrhagic fever outbreak in children in Port Sudan. *Journal of infection and public health*. 2011;4(1):1-6.
- Malik MR, Mnzava A, Mohareb E, Zayed A, Al Kohlani A, Thabet AA, et al. Chikungunya outbreak in Al-Hudaydah, Yemen, 2011: epidemiological characterization and key lessons learned for early detection and control. *Journal of epidemiology and global health*. 2014;4(3):203-11. Epub 2014/08/12.

- Malik S, Saran S, Dubey A, Punj A. Longitudinally extensive transverse myelitis following dengue virus infection: A rare entity. *Annals of African medicine*. 2018;17(2):86-9. Epub 2018/03/15.
- Mallhi TH, Khan AH, Adnan AS, Sarriff A, Khan YH, Gan SH. Short-term renal outcomes following acute kidney injury among dengue patients: A follow-up analysis from large prospective cohort. *PLoS one*. 2018;13(2):e0192510. Epub 2018/02/27.
- Mallhi TH, Khan AH, Adnan AS, Sarriff A, Khan YH, Jummaat F. Clinico-laboratory spectrum of dengue viral infection and risk factors associated with dengue hemorrhagic fever: a retrospective study. *BMC infectious diseases*. 2015;15:399. Epub 2015/10/02.
- Mallhi TH, Khan AH, Adnan AS, Sarriff A, Khan YH, Jummaat F. Incidence, Characteristics and Risk Factors of Acute Kidney Injury among Dengue Patients: A Retrospective Analysis. *PLoS one*. 2015;10(9):e0138465. Epub 2015/10/01.
- Mallhi TH, Khan AH, Sarriff A, Adnan AS, Khan YH. Determinants of mortality and prolonged hospital stay among dengue patients attending tertiary care hospital: a cross-sectional retrospective analysis. *BMJ open*. 2017;7(7):e016805. Epub 2017/07/13.
- Mallick AK, Purkait R, Sinhamahapatra TK. Dengue fever with unusual thalamic involvement. *Journal of the Indian Medical Association*. 2012;110(1):48-9. Epub 2012/10/04.
- Malta JM, Vargas A, Leite PL, Percio J, Coelho GE, Ferraro AH, et al. Guillain-Barre syndrome and other neurological manifestations possibly related to Zika virus infection in municipalities from Bahia, Brazil, 2015. *Epidemiologia e servicos de saude : revista do Sistema Unico de Saude do Brasil*. 2017;26(1):9-18. Epub 2017/02/23. Síndrome de Guillain-Barre e outras manifestações neurológicas possivelmente relacionadas a infecção pelo vírus Zika em municípios da Bahia, 2015.
- Mamani E, Figueroa D, García MP, Garaycochea MdC, Pozo EJ. Infecciones concurrentes por dos serotipos del virus dengue durante un brote en el noroeste de Perú, 2008. *Revista peruana de medicina experimental y salud publica*. 2010;27(1):16-21.
- Mamani E, Figueroa D, Garcia MP, Garaycochea Mdel C, Pozo EJ. [Concurrent infections by two dengue virus serotypes during an outbreak in northwestern Peru, 2008]. *Revista peruana de medicina experimental y salud publica*. 2010;27(1):16-21. Epub 2010/11/13. Infecciones concurrentes por dos serotipos del virus dengue durante un brote en el noroeste de Peru, 2008.
- Mammen MP, Lyons A, Innis BL, Sun W, McKinney D, Chung RC, et al. Evaluation of dengue virus strains for human challenge studies. *Vaccine*. 2014;32(13):1488-94. Epub 2014/01/29.
- Manglani M, Author A, Division of Hematology-Oncology Programme PCo, Excellence for Hiv Care LTMMCa, General Hospital SMI, Correspondence A, et al. Hemophagocytic lymphohistiocytic (HLH) syndromes. *Indian Journal of Hematology and Blood Transfusion*. 2013;29(4):272-6.
- Mangold KA, Reynolds SL. A review of dengue fever: a resurging tropical disease. *Pediatric emergency care*. 2013;29(5):665-9; quiz 70-1. Epub 2013/05/04.
- Manjunath MNCCSR, Author A, Fellow in Paediatric C, Care NHBI, Kempegowda Institute of Medical Sciences BI, Correspondence A, et al. A study on clinical features and cost incurred by dengue syndrome patients admitted to tertiary care hospital. *British Journal of Medical Practitioners*. 2015;8(2).
- Manjunath VGHSVKGSKJKMDS, Author A, Jagadguru Sri Shivarathreeshwara Medical C, Jagadguru Sri Shivarathreeshwara University MI, Correspondence A, V.G. Manjunath IMJMIE, et al. Clinical features, laboratory findings and complications of scrub typhus in South Indian children. *Journal of Nepal Paediatric Society*. 2017;37(1):21-4.
- Mannestål Johansson C, McBride WJH, Engström K, Mills J. Who brings dengue into North Queensland? A descriptive, exploratory study. *Aust J Rural Health*. 2012;20(3):150-5.
- Manning JE, Oliveira F, Parker DM, Amaratunga C, Kong D, Man S, et al. The PAGODAS protocol: pediatric assessment group of dengue and Aedes saliva protocol to investigate vector-borne determinants of Aedes-transmitted arboviral infections in Cambodia. *Parasites & vectors*. 2018;11(1):664. Epub 2018/12/24.
- Manock SR, Jacobsen KH, de Bravo NB, Russell KL, Negrete M, Olson JG, et al. Etiology of acute undifferentiated febrile illness in the Amazon basin of Ecuador. *The American journal of tropical medicine and hygiene*. 2009;81(1):146-51. Epub 2009/06/27.
- Manzano Nunez R, Zapata JA, Garcia-Perdomo HA, Gomez DA, Solis Velasco MA. [Perinatal Dengue: A case Report]. *Revista chilena de pediatria*. 2017;88(6):765-70. Epub 2018/03/17. Dengue perinatal: Reporte de caso.
- Mara DM, DiCamillo PA, Gilson WD, Herzka DA, Wacker FK, Lewin JS, et al. MR-guided percutaneous sclerotherapy of low-flow vascular malformations: Clinical experience using a 1.5 tesla MR system. *J Magn Reson Imaging*. 2017;45(4):1154-62.
- Mares-Guia MAMM, Rozenal T, Guterres A, Ferreira MDS, Botticini RDG, Terra AKC, et al. Molecular Identification of Q Fever in Patients with a Suspected Diagnosis of Dengue in Brazil in 2013-2014. *The American journal of tropical medicine and hygiene*. 2016;94(5):1090-4.
- Marinho PES, Bretas de Oliveira D, Candiani TMS, Crispim APC, Alvarenga PPM, Castro FCDS, et al. Meningitis Associated with Simultaneous Infection by Multiple Dengue Virus Serotypes in Children, Brazil. *Emerging infectious diseases*. 2017;23(1):115-8.

- Marlina S, Radzi SF, Lani R, Sieng KC, Rahim NF, Hassan H, et al. Seroprevalence screening for the West Nile virus in Malaysia's Orang Asli population. *Parasites & vectors*. 2014;7:597. Epub 2014/12/18.
- Maron GM, Clara AW, Diddle JW, Pleites EB, Miller L, Macdonald G, et al. Association between nutritional status and severity of dengue infection in children in El Salvador. *The American journal of tropical medicine and hygiene*. 2010;82(2):324-9. Epub 2010/02/06.
- Marón GM, Escobar GA, Hidalgo EM, Clara AW, Minniear TD, Martinez E, et al. Characterization of dengue shock syndrome in pediatric patients in El Salvador. *The Pediatric infectious disease journal*. 2011;30(5):449-50.
- Marrero-Santos KM, Beltrán M, Carrión-Lebrón J, Sanchez-Vegas C, Hamer DH, Barnett ED, et al. Optimization of the cutoff value for a commercial anti-dengue virus IgG immunoassay. *Clinical and vaccine immunology : CVI*. 2013;20(3):358-62.
- Martelli CM, Siqueira JB, Jr., Parente MP, Zara AL, Oliveira CS, Braga C, et al. Economic Impact of Dengue: Multicenter Study across Four Brazilian Regions. *PLoS neglected tropical diseases*. 2015;9(9):e0004042. Epub 2015/09/25.
- Martín A, Alarcón de Noya B, Montero R, Rojas C, Garrido E, Ruiz-Guevara R, et al. Epidemia de chagas agudo adquirido por vía oral en una escuela de Caracas: descripción del caso índice. *Arch venez pueric pediatri*. 2009;72(3):97-100.
- Martínez Torres E, Izquierdo Estévez A. Parte IV. Clínica, diagnóstico, patología y tratamiento. Capítulo 15: Cuadro clínico del dengue en niños. 2016.
- Martínez-Vega RA, Danis-Lozano R, Diaz-Quijano FA, Velasco-Hernandez J, Santos-Luna R, Roman-Perez S, et al. Peridomestic Infection as a Determining Factor of Dengue Transmission. *PLoS neglected tropical diseases*. 2015;9(12):e0004296. Epub 2015/12/17.
- Martínez-Vega RA, Diaz-Quijano FA, Coronel-Ruiz C, Yebrail Gomez S, Villar-Centeno LA. [Evaluation of PANBIO rapid immunochromatographic cassette for dengue diagnosis in a Colombian endemic area]. *Biomedica : revista del Instituto Nacional de Salud*. 2009;29(4):616-24. Epub 2010/05/05. Evaluacion de la utilidad de la prueba rapida de casete por inmunocromatografia para el diagnostico de dengue en una region endemica colombiana.
- Martínez-Vega RA, Díaz-Quijano FA, Coronel-Ruiz C, Yebrail Gómez S, Villar-Centeno LA. Evaluación de la utilidad de la prueba rápida de casete por inmunocromatografía para el diagnóstico de dengue en una región endémica colombiana. *Biomedica : revista del Instituto Nacional de Salud*. 2009;29(4):616-24.
- Martínez-Vega RA, Rodríguez-Morales AJ, Bracho-Churio YT, Castro-Salas ME, Galvis-Ovallos F, Diaz-Quijano RG, et al. A prospective cohort study to assess seroprevalence, incidence, knowledge, attitudes and practices, willingness to pay for vaccine and related risk factors in dengue in a high incidence setting. *BMC infectious diseases*. 2016;16(1):705. Epub 2016/11/27.
- Martins ACPTMO-GHDBMMSASBAMBFLCC, Author A, Centro d, Ciências da Saúde e Do Desporto UFDAC, Universitário RBACB, Faculdade de Medicina de R, et al. Seroprevalence and seroconversion of dengue and implications for clinical diagnosis in amazonian children. *Interdisciplinary Perspectives on Infectious Diseases*. 2014;2014(703875).
- Martins Vdo C, Bastos Mde S, Ramasawmy R, de Figueiredo RP, Gimague JB, Braga WS, et al. Clinical and virological descriptive study in the 2011 outbreak of dengue in the Amazonas, Brazil. *PloS one*. 2014;9(6):e100535. Epub 2014/07/01.
- Martins-Melo FR, Carneiro M, Ramos AN, Jr., Heukelbach J, Ribeiro ALP, Werneck GL. The burden of Neglected Tropical Diseases in Brazil, 1990-2016: A subnational analysis from the Global Burden of Disease Study 2016. *PLoS neglected tropical diseases*. 2018;12(6):e0006559. Epub 2018/06/05.
- Masand R, Yadav R, Purohit A, Tomar BS. Scrub typhus in rural Rajasthan and a review of other Indian studies. *Paediatrics and international child health*. 2016;36(2):148-53. Epub 2015/02/24.
- Massangaie M, Pinto G, Padama F, Chambe G, da Silva M, Mate I, et al. Clinical and Epidemiological Characterization of the First Recognized Outbreak of Dengue Virus-Type 2 in Mozambique, 2014. *The American journal of tropical medicine and hygiene*. 2016;94(2):413-6. Epub 2015/12/09.
- Masyeni SYBSIKAMKSASRT, Author A, Department of Internal Medicine FoM, Health, Sciences WUDBI, Eijkman, et al. Dengue infection in international travellers visiting Bali, Indonesia. *Journal of travel medicine*. 2018;25(1):1-7.
- Matangkasombut P, Chan-In W, Opasawaschai A, Pongchaikul P, Tangthawornchaikul N, Vasanawathana S, et al. Invariant NKT cell response to dengue virus infection in human. *PLoS neglected tropical diseases*. 2014;8(6):e2955. Epub 2014/06/20.
- Matheus S, Pham TB, Labeau B, Huong VT, Lacoste V, Deparis X, et al. Kinetics of dengue non-structural protein 1 antigen and IgM and IgA antibodies in capillary blood samples from confirmed dengue patients. *The American journal of tropical medicine and hygiene*. 2014;90(3):438-43. Epub 2014/01/29.
- Matheus S, Pham TB, Labeau B, Huong VTQ, Lacoste V, Deparis X, et al. Kinetics of dengue non-structural protein 1 antigen and IgM and IgA antibodies in capillary blood samples from confirmed dengue patients
- Mathew AWMFHCJGSSAMLJRRRA, Author A, University of Rhode Island P, United S, Walter Reed Army Institute of R, Silver Spring US, et al. Fluorescently labeled flaviviruses to track antigen-specific B cells. *American journal of tropical medicine and hygiene*. 2016;95(5 Supplement 1):38.
- Mathew JL, Aggarwal A, Balasubramanian S. Tetravalent dengue vaccine for children. *Indian pediatrics*. 2015;52(3):237-40.

Mathew RP, Basti RS, Hegde P, Devdas JM, Khan HU, Bukelo MJ. Rare case of acute dengue encephalitis with correlated MRI findings. *Journal of medical imaging and radiation oncology*. 2014;58(6):679-82. Epub 2014/04/29.

Matlani M, Chakravarti A, Rawal A, Kashyap B, Gurtoo A. Dengue encephalitis: an entity now common in dengue-prone regions. *Tropical doctor*. 2009;39(2):115-6.

Matos D, Tomashek KM, Perez-Padilla J, Munoz-Jordan J, Hunsperger E, Horiuchi K, et al. Probable and possible transfusion-transmitted dengue associated with NS1 antigen-negative but RNA confirmed-positive red blood cells. *Transfusion*. 2016;56(1):215-22. Epub 2015/10/16.

Matta L, Barbosa MM, Morales-Plaza CD. Clinical profile of dengue in patients consulting a tertiary hospital in the city of Cali, Colombia, 2013. *Biomedica : revista del Instituto Nacional de Salud*. 2016;36(1):133-9. Epub 2016/09/14.

Mattar S, Tique V, Miranda J, Montes E, Garzon D. Undifferentiated tropical febrile illness in Cordoba, Colombia: Not everything is dengue. *Journal of infection and public health*. 2017;10(5):507-12. Epub 2017/02/07.

Maude RR, de Jong HK, Wijedoru L, Fukushima M, Ghose A, Samad R, et al. The diagnostic accuracy of three rapid diagnostic tests for typhoid fever at Chittagong Medical College Hospital, Chittagong, Bangladesh. *Tropical medicine & international health : TM & IH*. 2015;20(10):1376-84. Epub 2015/06/23.

Maude RR, Ghose A, Samad R, de Jong HK, Fukushima M, Wijedoru L, et al. A prospective study of the importance of enteric fever as a cause of non-malarial febrile illness in patients admitted to Chittagong Medical College Hospital, Bangladesh. *BMC infectious diseases*. 2016;16(1):567. Epub 2016/10/16.

Maurya PK, Kulshreshtha D, Singh AK, Thacker AK. Rapidly Resolving Weakness Related to Hypokalemia in Patients Infected With Dengue Virus. *Journal of clinical neuromuscular disease*. 2016;18(2):72-8. Epub 2016/11/20.

Mayurasakorn S, Suttipun N. The impact of a program for strengthening dengue hemorrhagic fever case management on the clinical outcome of dengue hemorrhagic fever patients. *The Southeast Asian journal of tropical medicine and public health*. 2010;41(4):858-63. Epub 2010/11/16.

Mayxay M, Castonguay-Vanier J, Chansamouth V, Dubot-Peres A, Paris DH, Phetsouvanh R, et al. Causes of non-malarial fever in Laos: a prospective study. *The Lancet Global health*. 2013;1(1):e46-54. Epub 2014/04/22.

Mayxay M, Sengvilaipaseuth O, Chanthongthip A, Dubot-Peres A, Rolain JM, Parola P, et al. Causes of Fever in Rural Southern Laos. *The American journal of tropical medicine and hygiene*. 2015;93(3):517-20. Epub 2015/07/08.

Mazarin N, Rosenthal JM, Devenge J. [Mother-infant dengue transmission during the 2009-2010 dengue epidemic: report of four cases]. *Archives de pediatrie : organe officiel de la Societe francaise de pediatrie*. 2014;21(7):745-9. Epub 2014/06/19. Dengue materno-foetale au cours de l'epidemie de 2009-2010 en Guadeloupe : a propos de 4 cas.

Mazarin N, Rosenthal JM, Devenge J. Dengue materno-fœtale au cours de l'épidémie de 2009-2010 en Guadeloupe : à propos de 4 cas. *Archives de pediatrie : organe officiel de la Societe francaise de pediatrie*. 2014;21(7):745-9.

McArthur MA, Sztejn MB, Edelman R. Dengue vaccines: recent developments, ongoing challenges and current candidates. *Expert review of vaccines*. 2013;12(8):933-53. Epub 2013/08/30.

McCoy TH, Hart KL, Perlis RH. Characterizing and predicting rates of delirium across general hospital settings. *Gen Hosp Psychiatry*. 2017;46:1-6.

McGready R, Ashley EA, Wuthiekanun V, Tan SO, Pimanpanarak M, Viladpai-Nguen SJ, et al. Arthropod borne disease: the leading cause of fever in pregnancy on the Thai-Burmese border. *PLoS neglected tropical diseases*. 2010;4(11):e888. Epub 2010/11/26.

Méchaï F, Bouchaud O. La dengue: une infection émergente chez le voyageur. *Rev Prat*. 2011;61(6):755-9.

Medeiros DN, Ferranti JF, Delgado AF, de Carvalho WB. Colloids for the Initial Management of Severe Sepsis and Septic Shock in Pediatric Patients: A Systematic Review. *Pediatric emergency care*. 2015;31(11):e11-6. Epub 2015/11/05.

Medici MC, Tummolo F, Martella V, Chezzi C, Arcangeletti MC, De Conto F, et al. Epidemiological and molecular features of norovirus infections in Italian children affected with acute gastroenteritis. *Epidemiology and infection*. 2014;142(11):2326-35.

Mehndiratta S, Singhal R, Rajeshwari K, Dubey AP. Dengue fever in infants: report of three cases. *Tropical doctor*. 2017;47(2):173-6. Epub 2016/09/01.

Mehta AAVBMANNSUAYR, Author A, Sms Medical College JI, Correspondence A, A. Mehta SMSMCJI, Full Record Entry D. Acute cardiorenal syndrome in critically ill hospitalised children. *Pediatric Nephrology*. 2016;31(10):1766-7.

Mehta VKVRGRKMHSPPKJA, Author A, Department of Neurology KGsMU, Lucknow UPI, Department of Microbiology KGsMU, Correspondence A, et al. Study of interleukin-6 and interleukin-8 levels in patients with neurological manifestations of dengue. *Journal of Postgraduate Medicine*. 2017;63(1):11-5.

Mejias A, Suarez NM, Ramilo O. Detecting specific infections in children through host responses: a paradigm shift. *Current opinion in infectious diseases*. 2014;27(3):228-35. Epub 2014/04/18.

Melo FIR, Morales JJR, De Los Santos AHM, Rivas E, Vigne C, Noriega F. Immunogenicity and Safety of a Booster Injection of DTap-IPV//Hib (Pentaxim) Administered Concomitantly With Tetravalent Dengue Vaccine in Healthy Toddlers 15-18 Months of Age in Mexico: A Randomized Trial. *The Pediatric infectious disease journal*. 2017;36(6):602-8. Epub 2017/01/10.

- Mendez A, Hernandez-Pando R, Contreras S, Aguilar D, Rook GA. CCL2, CCL18 and sIL-4R in renal, meningeal and pulmonary TB; a 2 year study of patients and contacts. *Tuberculosis (Edinburgh, Scotland)*. 2011;91(2):140-5. Epub 2011/01/22.
- Mendez-Dominguez N, Achach-Medina K, Morales-Gual YM, Gomez-Carro S. [Dengue with unusual clinical features in an infant: Case report]. *Revista chilena de pediatria*. 2017;88(2):275-9. Epub 2017/05/26. Dengue, presentacion inusual en un lactante: Reporte de un caso.
- Méndez-Domínguez N, Achach-Medina K, Morales-Gual YM, Gómez-Carro S. Dengue, presentación inusual en un lactante: Reporte de un caso. *Revista chilena de pediatria*. 2017;88(2):275-9.
- Menon K, McNally D, Choong K, Sampson M. A systematic review and meta-analysis on the effect of steroids in pediatric shock. *Pediatric critical care medicine : a journal of the Society of Critical Care Medicine and the World Federation of Pediatric Intensive and Critical Care Societies*. 2013;14(5):474-80. Epub 2013/07/23.
- Menon K, McNally JD, Zimmerman JJ, Agus MS, O'Hearn K, Watson RS, et al. Primary Outcome Measures in Pediatric Septic Shock Trials: A Systematic Review. *Pediatric critical care medicine : a journal of the Society of Critical Care Medicine and the World Federation of Pediatric Intensive and Critical Care Societies*. 2017;18(3):e146-e54. Epub 2017/01/19.
- Mercado ES, Espino FE, Perez ML, Bilar JM, Bajaro JD, Huy NT, et al. HLA-A\*33:01 as protective allele for severe dengue in a population of Filipino children. *PLoS one*. 2015;10(2):e0115619. Epub 2015/02/07.
- Mesquita APDSFDMAPJRJMSRBSPFPCAFA, Author A, Pediatric Pulmonology JMHR, de Janeiro B, Adolescent Pediatrician JM, Hospital RdJB, et al. Polyserositis tuberculosis in a teenager. *Pediatric Pulmonology*. 2018;53 Supplement 1:S118-S9.
- Mesquita FdS, Oliveira DBLd, Crema D, Pinez CMN, Colmanetti TC, Thomazelli LM, et al. Rapid antigen detection test for respiratory syncytial virus diagnosis as a diagnostic tool. *Jornal de pediatria*. 2017;93(3):246-52.
- Mesquita M, Basualdo W, Benítez ML. Miositis aguda benigna por Dengue: reporte de un caso en un paciente pediátrico. *Pediatr (Asunción)*. 2012;39(1):39-42.
- Metzner F, Schwinn A, Mösko M, Pawils S. Familien mit Migrationshintergrund als Zielgruppe in den Frühen Hilfen: Ergebnisse eines Sozialen Frühwarnsystems einer Metropolregion. *Gesundheitswesen*. 2015;77(10):742-8.
- Meyer S, Zimmermann T. Angeborene Störungen der Lungen und Atemwege--Übersicht der Krankheitsfälle der Kinderklinik Erlangen aus den Jahren 2000 bis 2011. *Pneumologie*. 2013;67(7):388-97.
- Michels M, Sumardi U, de Mast Q, Jusuf H, Puspita M, Dewi IMW, et al. The predictive diagnostic value of serial daily bedside ultrasonography for severe dengue in Indonesian adults. *PLoS neglected tropical diseases*. 2013;7(6):e2277-e.
- Milligan GN, Sarathy VV, Infante E, Li L, Campbell GA, Beatty PR, et al. A Dengue Virus Type 4 Model of Disseminated Lethal Infection in AG129 Mice. *PLoS one*. 2015;10(5):e0125476. Epub 2015/05/06.
- Min M, U T, Aye M, Shwe TN, Swe T. Hydrocortisone in the management of dengue shock syndrome. *Southeast Asian journal of tropical medicine and public health*. 1975;6(4):573-9.
- Minh An DT, Rocklov J. Epidemiology of dengue fever in Hanoi from 2002 to 2010 and its meteorological determinants. *Global health action*. 2014;7:23074. Epub 2014/12/17.
- Miranda CH, Borges Mde C, Matsuno AK, Vilar FC, Gali LG, Volpe GJ, et al. Evaluation of cardiac involvement during dengue viral infection. *Clinical infectious diseases : an official publication of the Infectious Diseases Society of America*. 2013;57(6):812-9. Epub 2013/06/21.
- Miranda HA, 2nd, Costa MC, Frazao MAM, Simao N, Franchischini S, Moshfeghi DM. Expanded Spectrum of Congenital Ocular Findings in Microcephaly with Presumed Zika Infection. *Ophthalmology*. 2016;123(8):1788-94. Epub 2016/05/30.
- Mishra AC, Arankalle VA, Gadhav SA, Mahadik PH, Shrivastava S, Bhutkar M, et al. Stratified sero-prevalence revealed overall high disease burden of dengue but suboptimal immunity in younger age groups in Pune, India. *PLoS neglected tropical diseases*. 2018;12(8):e0006657. Epub 2018/08/07.
- Mishra B, Sharma M, Pujhari SK, Appannanavar SB, Ratho RK. Clinical applicability of single-tube multiplex reverse-transcriptase PCR in dengue virus diagnosis and serotyping. *Journal of clinical laboratory analysis*. 2011;25(2):76-8. Epub 2011/03/26.
- Mishra JKSGGDAGADG, Author A, Department o, Pathology SMS, R GNI, Department of Medicine SMS, et al. Clinicohaematological study of pancytopenia in a tertiary care centre – One year experience. *Indian Journal of Public Health Research and Development*. 2018;9(5):319-24.
- Misra UK, Kalita J, Mani VE, Chauhan PS, Kumar P. Central nervous system and muscle involvement in dengue patients: A study from a tertiary care center. *Journal of clinical virology : the official publication of the Pan American Society for Clinical Virology*. 2015;72:146-51. Epub 2015/10/30.
- Misra UK, Kalita J, Maurya PK, Kumar P, Shankar SK, Mahadevan A. Dengue-associated transient muscle dysfunction: clinical, electromyography and histopathological changes. *Infection*. 2012;40(2):125-30. Epub 2011/10/19.
- Misra UK, Kalita J, Phadke RV, Wadwekar V, Boruah DK, Srivastava A, et al. Usefulness of various MRI sequences in the diagnosis of viral encephalitis. *Acta tropica*. 2010;116(3):206-11. Epub 2010/09/08.
- Misra UK, Kalita J, Singh AP. Role of vascular endothelial growth factor (VEGF) in the neurological manifestations of dengue: a preliminary study. *Inflammation*. 2014;37(2):611-4.

- Misra UK, Kalita J. Seizures in encephalitis: predictors and outcome. *Seizure*. 2009;18(8):583-7. Epub 2009/07/08.
- Mo L, Shi J, Guo X, Zeng Z, Hu N, Sun J, et al. Molecular characterization and phylogenetic analysis of a dengue virus serotype 3 isolated from a Chinese traveler returned from Laos. *Virology journal*. 2018;15(1):113. Epub 2018/07/26.
- Moesker FM, Muskiet FD, Koeijers JJ, Fraaij PLA, Gerstenbluth I, van Gorp ECM, et al. Fatal dengue in patients with sickle cell disease or sickle cell anemia in Curaçao: two case reports. *PLoS neglected tropical diseases*. 2013;7(8):e2203-e.
- Mohamad Zamberi Z, Zakaria Z, Abdul Aziz AT, Heng BS, Zaid M, Chong CL, et al. The high-affinity human IgG receptor Fc gamma receptor I (FcγRI) is not associated with vascular leakage of dengue. *Journal of negative results in biomedicine*. 2015;14:1. Epub 2015/01/09.
- Mohamad Zamberi Z, Zakaria Z, Abdul Aziz AT, Heng BSL, Zaid M, Chong CLK, et al. The high-affinity human IgG receptor Fc gamma receptor I (FcγRI) is not associated with vascular leakage of dengue. *Journal of negative results in biomedicine*. 2015;14:1-.
- Mohamed Khan DKKSSMVR, Author A, Department, of Pathology AloMSM, Tamilnadu I, Department of Community Medicine Alo, et al. Evaluation of thrombocytopenia in dengue infection along with seasonal variation in rural melmaruvathur. *Journal of Clinical and Diagnostic Research*. 2014;8(1):39-42.
- Mohammed HP, Ramos MM, Rivera A, Johansson M, Muñoz-Jordan JL, Sun W, et al. Travel-associated dengue infections in the United States, 1996 to 2005. *Journal of travel medicine*. 2010;17(1):8-14.
- Mohan NGDKSPV, Author A, Department o, Pediatric Gastroenterology H, Liver Transplant MT, Medicity GHI, et al. Profile of dengue hepatitis in children from India and its correlation with WHO dengue case classification. *Asian Pacific Journal of Tropical Disease*. 2017;7(6):327-31.
- Mohsin SN, Ghafoor F, Saleem M, Ghous R, Aasim M. Seroprevalence of asymptomatic dengue infection in children in Lahore. *Epidemiology and infection*. 2016;144(11):2276-82. Epub 2016/03/29.
- Mohsin SN, Mahmood S, Amar A, Ghafoor F, Raza SM, Saleem M. Association of FcγRIIIa Polymorphism with Clinical Outcome of Dengue Infection: First Insight from Pakistan. *The American journal of tropical medicine and hygiene*. 2015;93(4):691-6. Epub 2015/08/05.
- Moi ML, Lim CK, Kotaki A, Takasaki T, Kurane I. Detection of higher levels of dengue viremia using FcγRIIIa-expressing BHK-21 cells than FcγRIIIa-negative cells in secondary infection but not in primary infection. *The Journal of infectious diseases*. 2011;203(10):1405-14. Epub 2011/04/20.
- Monge-Maillo B, Norman FF, Perez-Molina JA, Navarro M, Diaz-Menendez M, Lopez-Velez R. Travelers visiting friends and relatives (VFR) and imported infectious disease: travelers, immigrants or both? A comparative analysis. *Travel medicine and infectious disease*. 2014;12(1):88-94. Epub 2013/08/03.
- Monteiro ESC, Coelho ME, Cunha ISd, Cavalcante MdAS, Carvalho FAdA. Aspectos epidemiológicos e veterinários da dengue na cidade de Teresina, Piauí – Brasil, 2002 a 2006. *Epidemiol serv saúde*. 2009;18(4):365-74.
- Monteiro SP, Brasil PE, Cabello GM, Souza RV, Brasil P, Georg I, et al. HLA-A\*01 allele: a risk factor for dengue haemorrhagic fever in Brazil's population. *Memorias do Instituto Oswaldo Cruz*. 2012;107(2):224-30. Epub 2012/03/15.
- Montoya M, Gresh L, Mercado JC, Williams KL, Vargas MJ, Gutierrez G, et al. Symptomatic versus inapparent outcome in repeat dengue virus infections is influenced by the time interval between infections and study year. *PLoS neglected tropical diseases*. 2013;7(8):e2357. Epub 2013/08/21.
- Moraes GH, de Fátima Duarte E, Duarte EC. Determinants of mortality from severe dengue in Brazil: a population-based case-control study. *The American journal of tropical medicine and hygiene*. 2013;88(4):670-6.
- Mora-Merchan M, Severiche-Rivera L, Cañon-Montañez W. Dengue con signos de alarma: reporte de caso y plan de cuidados de enfermería. *rev cuid (Bucaramanga 2010)*. 2011;2(1):202-5.
- Morch K, Manoharan A, Chandy S, Chacko N, Alvarez-Uria G, Patil S, et al. Acute undifferentiated fever in India: a multicentre study of aetiology and diagnostic accuracy. *BMC infectious diseases*. 2017;17(1):665. Epub 2017/10/06.
- Moreira-Soto A, Cabral R, Pedrosa C, Eschbach-Bludau M, Rockstroh A, Vargas LA, et al. Exhaustive TORCH Pathogen Diagnostics Corroborate Zika Virus Etiology of Congenital Malformations in Northeastern Brazil. *mSphere*. 2018;3(4). Epub 2018/08/10.
- Morel Z, Ramírez A. Respuesta autoinmune en niños con dengue. *Reporte de casos. Reumatol clín (Barc)*. 2014;10(4):257-9.
- Morgan-Ortiz F, Rodríguez-Lugo SM, Leon-Gil Mdel S, Gaxiola-Villa M, Martínez-Félix NS, Lara-Avila L. [Hemorrhagic dengue and vertical transmission to the newborn: a case report and literature review]. *Ginecología y obstetricia de Mexico*. 2014;82(6):401-9. Epub 2014/07/16. Dengue materno de tipo hemorrágico con transmisión vertical al neonato: reporte de un caso y revisión de la bibliografía.
- Morgan-Ortiz F, Rodríguez-Lugo SM, León-Gil MdS, Gaxiola-Villa M, Martínez-Félix NS, Lara-Avila L. Dengue materno de tipo hemorrágico con transmisión vertical al neonato: reporte de un caso y revisión de la bibliografía. *Ginecología y obstetricia de Mexico*. 2014;82(6):401-9.
- Morrison AC, Minnick SL, Rocha C, Forshey BM, Stoddard ST, Getis A, et al. Epidemiology of dengue virus in Iquitos, Peru 1999 to 2005: interepidemic and epidemic patterns of transmission. *PLoS neglected tropical diseases*. 2010;4(5):e670. Epub 2010/05/11.

- Mota AK, Miranda Filho AL, Saraceni V, Koifman S. [Maternal mortality and impact of dengue in Southeast Brazil: an ecological study, 2001-2005]. *Cadernos de saude publica*. 2012;28(6):1057-66. Epub 2012/06/06. Mortalidade materna e incidencia de dengue na Regiao Sudeste do Brasil: estudo ecologico no periodo 2001-2005.
- Moulton SL, Mulligan J, Srikiatkachorn A, Kalayanarooj S, Grudic GZ, Green S, et al. State-of-the-art monitoring in treatment of dengue shock syndrome: a case series. *Journal of medical case reports*. 2016;10(1):233. Epub 2016/08/25.
- Moyen N, Thiberville SD, Pastorino B, Nougairede A, Thirion L, Mombouli JV, et al. First reported chikungunya fever outbreak in the republic of Congo, 2011. *PloS one*. 2014;9(12):e115938. Epub 2014/12/30.
- Mueller TC, Siv S, Khim N, Kim S, Fleischmann E, Ariey F, et al. Acute undifferentiated febrile illness in rural Cambodia: a 3-year prospective observational study. *PloS one*. 2014;9(4):e95868. Epub 2014/04/24.
- Mühlbacher AC, Bethge S, Eble S. Eigenschaften von integrierten Versorgungs-programmen und deren Einfluss auf den Patientennutzen: Ein Discrete-Choice Experiment für Versorgungsnetzwerke. *Gesundheitswesen*. 2015;77(5):340-50.
- Mukhtar RANAMLMJMRT, Author A, Department of Dermatology UiAIMC, Jinnah Hospital LP, Correspondence A, R. Mukhtar DoDUiAIMC, et al. Clinical spectrum of pediatric dermatoses at a tertiary care unit. *Journal of Pakistan Association of Dermatologists*. 2018;28(2):214-8.
- Munoz CM, Castillo JO, Salas D, Valderrama MA, Rangel CT, Vargas HP, et al. [Atypical mucocutaneous manifestations in neonates and infants with chikungunya fever in the municipalities of Cucuta, Los Patios and Villa del Rosario, Norte de Santander, Colombia, 2014]. *Biomedica : revista del Instituto Nacional de Salud*. 2016;36(3):368-77. Epub 2016/11/22.
- Muñoz CM, Castillo JO, Salas D, Valderrama MA, Rangel CT, Vargas HP, et al. [Atypical mucocutaneous manifestations in neonates and infants with chikungunya fever in the municipalities of Cúcuta, Los Patios and Villa del Rosario, Norte de Santander, Colombia, 2014]. *Biomedica : revista del Instituto Nacional de Salud*. 2016;36(3):368-77.
- Murillo-Zamora E, Medina-Gonzalez A, Trujillo-Hernandez B, Mendoza-Cano O, Guzman-Esquivel J, Higareda-Almaraz MA, et al. Clinical markers associated with acute laboratory-confirmed Dengue infection: results of a national epidemiological surveillance system. *Revista de salud publica (Bogota, Colombia)*. 2017;19(6):744-8. Epub 2018/09/06.
- Murray KO, Rodriguez LF, Herrington E, Kharat V, Vasilakis N, Walker C, et al. Identification of dengue fever cases in Houston, Texas, with evidence of autochthonous transmission between 2003 and 2005. *Vector borne and zoonotic diseases (Larchmont, NY)*. 2013;13(12):835-45. Epub 2013/10/11.
- Murray N, Jansarikij S, Olanratmanee P, Maskhao P, Souares A, Wilder-Smith A, et al. Acceptability of impregnated school uniforms for dengue control in Thailand: a mixed methods approach. *Global health action*. 2014;7:24887-.
- Murthy SKN, Author A, Department of P, University of British Columbia C, Family Research Institute B, Oak Street VC, et al. Management of severe viral infections in the pediatric intensive care unit. *Journal of Pediatric Intensive Care*. 2014;3(4):205-16.
- Murugananthan K, Kandasamy M, Rajeshkannan N, Noordeen F. Demographic and clinical features of suspected dengue and dengue haemorrhagic fever in the Northern Province of Sri Lanka, a region afflicted by an internal conflict for more than 30 years-a retrospective analysis. *International journal of infectious diseases : IJID : official publication of the International Society for Infectious Diseases*. 2014;27:32-6. Epub 2014/08/12.
- Musso D, Rouault E, Teissier A, Lanteri MC, Zisou K, Brout J, et al. Molecular detection of Zika virus in blood and RNA load determination during the French Polynesian outbreak. *Journal of medical virology*. 2017;89(9):1505-10. Epub 2016/11/20.
- Mustafa B, Hani AW, Chem YK, Mariam M, Khairul AH, Abdul Rasid K, et al. Epidemiological and clinical features of dengue versus other acute febrile illnesses amongst patients seen at government polyclinics. *The Medical journal of Malaysia*. 2010;65(4):291-6. Epub 2011/09/10.
- Mützel E, Oehme C. Verdacht auf Missbrauch durch den eigenen Vater. Ein Fall für die Kinderschutzambulanz. *MMW Fortschr Med*. 2012;O 154 Suppl 2:16-7.
- Nabity SA, Ribeiro GS, Aquino CL, Takahashi D, Damiao AO, Goncalves AH, et al. Accuracy of a dual path platform (DPP) assay for the rapid point-of-care diagnosis of human leptospirosis. *PLoS neglected tropical diseases*. 2012;6(11):e1878. Epub 2012/11/08.
- Nadarajah JMKSAYAKGAKVVK, Author A, Department of Radiodiagnosis AlloMS, India ND, Department of Medicine AlloM, Sciences NDI, et al. Acute hemorrhagic encephalitis: An unusual presentation of dengue viral infection. *Indian Journal of Radiology and Imaging*. 2015;25(1):52-5.
- Nadimpalli SS, Lee BP. Fever, emesis, abdominal pain, and pancytopenia in a 16-year-old girl. *The Pediatric infectious disease journal*. 2009;28(10):931, 9. Epub 2010/02/02.
- Nagae H, Tsuchimoto A, Tsuruya K, Kawahara S, Shimomura Y, Noguchi H, et al. Clinicopathological significance of monoclonal IgA deposition in patients with IgA nephropathy. *Clin Exp Nephrol*. 2017;21(2):266-74.
- Nagassar RP, Bridgelal-Nagassar RJ, McMorris N, Roye-Green KJ. Staphylococcus aureus pneumonia and dengue virus co-infection and review of implications of coinfection. *BMJ case reports*. 2012;2012. Epub 2012/07/05.

Naing C, Poovorawan Y, Mak JW, Aung K, Kamolratankul P. Cost-utility analysis of an adjunctive recombinant activated factor VIIa for on-demand treatment of bleeding episodes in dengue haemorrhagic fever. *Blood coagulation & fibrinolysis : an international journal in haemostasis and thrombosis*. 2015;26(4):403-7. Epub 2015/02/19.

Nair BT, Sanjeev RK, Tarikjot SB. Peripheral gangrene in a case of severe dengue. *Nigerian journal of clinical practice*. 2016;19(1):150-2. Epub 2016/01/13.

Nair I, Author A, Pediatrics, Neonatology S, World Hospital yN, Devarabeesanahalli VH, et al. Emerging infectious diseases. *Perinatology*. 2015;16(2):69-77.

Nair VRUDSBSMI, Author A, Department of General M, Nephrology KIo, Medical Sciences TI, N TSN, et al. Acute renal failure in dengue fever in the absence of bleeding manifestations or shock. *Infectious Diseases in Clinical Practice*. 2005;13(3):142-3.

Najioullah F, Combet E, Paturel L, Martial J, Koulmann L, Thomas L, et al. Prospective evaluation of nonstructural 1 enzyme-linked immunosorbent assay and rapid immunochromatographic tests to detect dengue virus in patients with acute febrile illness. *Diagnostic microbiology and infectious disease*. 2011;69(2):172-8.

Nakamura M, Ikeda S, Nagahara H, Hitsumoto T, Matsui S, Kadota H, et al. A Patient with Dengue Fever Presenting with Rhabdomyolysis. *Internal medicine (Tokyo, Japan)*. 2015;54(13):1657-60. Epub 2015/07/03.

Namvongsa V, Sirivichayakul C, Songsithichok S, Chanthavanich P, Chokeyindachai W, Sitcharungsi R. Differences in clinical features between children and adults with dengue hemorrhagic fever/dengue shock syndrome. *The Southeast Asian journal of tropical medicine and public health*. 2013;44(5):772-9. Epub 2014/01/21.

Nanda SK, Jayalakshmi S, Mohandas S. Pediatric ischemic stroke due to dengue vasculitis. *Pediatr Neurol*. 2014;51(4):570-2.

Narayanan MAMAAPPRJMP, Author A, Institute of Social Paediatrics GSM, Coll./Hosp WCTNI, Rohini Street RN, Chennai-600049 Tamil Nadu I, et al. Dengue fever - Clinical and laboratory parameters associated with complications. *Dengue Bulletin*. 2003;27:108-15.

Narvaez F, Gutierrez G, Perez MA, Elizondo D, Nunez A, Balmaseda A, et al. Evaluation of the traditional and revised WHO classifications of Dengue disease severity. *PLoS neglected tropical diseases*. 2011;5(11):e1397. Epub 2011/11/17.

Nascimento LB, Siqueira CM, Coelho GE, Siqueira JB. Symptomatic dengue infection during pregnancy and livebirth outcomes in Brazil, 2007-13: a retrospective observational cohort study. *Lancet infectious diseases*. 2017;(no pagination).

Nascimento LBd, Oliveira PdS, Magalhães DdP, França DDdS, Magalhães ALÁ, Silva JB, et al. Caracterização dos casos suspeitos de dengue internados na capital do estado de Goiás em 2013: período de grande epidemia. *Epidemiol serv saúde*. 2015;24(3):475-84.

Nascimento LBD, Siqueira CM, Coelho GE, Siqueira JBJ. Dengue in pregnant women: characterization of cases in Brazil, 2007-2015. *Epidemiologia e serviços de saúde : revista do Sistema Unico de Saude do Brasil*. 2017;26(3):433-42. Epub 2017/10/05. Dengue em gestantes: caracterizacao dos casos no Brasil, 2007-2015.

Nasim A, Anis S, Baqi S, Akhtar SF, Baig-Ansari N. Clinical presentation and outcome of dengue viral infection in live-related renal transplant recipients in Karachi, Pakistan. *Transplant infectious disease : an official journal of the Transplantation Society*. 2013;15(5):516-25. Epub 2013/07/31.

Nasir IA, Agbede OO, Dangana A, Baba M, Haruna AS. Dengue virus non-structural Protein-1 expression and associated risk factors among febrile Patients attending University of Abuja Teaching Hospital, Nigeria. *Virus research*. 2017;230:7-12. Epub 2016/12/29.

Nasir NH, Mohamad M, Lum LCS, Ng CJ. Effectiveness of a fluid chart in outpatient management of suspected dengue fever: A pilot study. *PloS one*. 2017;12(10):e0183544. Epub 2017/10/05.

Natesirnikul R, Tantiworawit A, Charoenkwan P. Clinical course of dengue in patients with thalassaemia. *Paediatrics and international child health*. 2013;33(1):32-6. Epub 2013/03/15.

Nava-Frías M, Searcy-Pavía RE, Juárez-Contreras CA, Valencia-Bautista A. Chikungunya fever: current status in Mexico. *Bol Med Hosp Infant Mex*. 2016;73(2):67-74.

Nayak SBM, Author A, Transfusion Medicine IoL, Biliary, Sciences NNDI, Correspondence A, et al. The magic of therapeutic plasma exchange works in hemophagocytic lymphohistiocytosis !!! *Vox Sanguinis*. 2018;113 Supplement 1:289.

Nazeer A, Rai AA, Luck NH, Tasneem AAY. Dengue Hemorrhagic Fever: ARare Cause of Acute Liver Failure. *Journal of the College of Physicians and Surgeons--Pakistan : JCPSP*. 2017;27(8):511-3. Epub 2017/09/15.

Nct. Evaluating the Safety and Immune Response to Two Admixtures of a Tetravalent Dengue Virus Vaccine. <https://clinicaltrials.gov/show/nct01436422>. 2011.

Nct. Study of ChimeriVax™ Tetravalent Dengue Vaccine in Healthy Subjects. <https://clinicaltrials.gov/show/nct00875524>. 2009.

Nct. Study of GLS-5700 in Dengue Virus Seropositive Adults. <https://clinicaltrials.gov/show/nct02887482>. 2016.

Nealon J, Taurel AF, Capeding MR, Tran NH, Hadinegoro SR, Chotpitayasunondh T, et al. Symptomatic Dengue Disease in Five Southeast Asian Countries: Epidemiological Evidence from a Dengue Vaccine Trial. *PLoS neglected tropical diseases*. 2016;10(8):e0004918. Epub 2016/08/18.

Neeraja M, Iakshmi V, Teja VD, Lavanya V, Priyanka EN, Subhada K, et al. Unusual and rare manifestations of dengue during a dengue outbreak in a tertiary care hospital in South India. *Archives of virology*. 2014;159(7):1567-73. Epub 2014/02/11.

Nelwan RH. Polygeline for adult dengue haemorrhagic fever and spectrum of unusual manifestations. *Acta medica Indonesiana*. 2009;41(2):45-6. Epub 2010/04/02.

Nenoff P, Overbeck C, Uhrlaß S, Krüger C, Gräser Y. Tinea corporis durch den seltenen geophilen Dermatophyten *Microsporum praecox*. *Hautarzt*. 2017;68(5):396-402.

Neri M, Othman SM, Cantatore S, De Carlo D, Pomara C, Riezzo I, et al. Sudden infant death in an 8-month-old baby with dengue virus infection: searching for virus in postmortem tissues by immunohistochemistry and Western blotting. *The Pediatric infectious disease journal*. 2012;31(8):878-80. Epub 2012/05/09.

Netto EM, Moreira-Soto A, Pedrosa C, Hoser C, Funk S, Kucharski AJ, et al. High Zika Virus Seroprevalence in Salvador, Northeastern Brazil Limits the Potential for Further Outbreaks. *mBio*. 2017;8(6). Epub 2017/11/16.

Neuberger A, Turgeman A, Lustig Y, Schwartz E. Dengue fever among Israeli expatriates in Delhi, 2015: implications for dengue incidence in Delhi, India. *Journal of travel medicine*. 2016;23(3). Epub 2016/03/02.

Ng DH, Wong JG, Thein TL, Leo YS, Lye DC. The Significance of Prolonged and Saddleback Fever in Hospitalised Adult Dengue. *PLoS one*. 2016;11(12):e0167025. Epub 2016/12/10.

Ngo NT, Cao XT, Kneen R, Wills B, Nguyen VM, Nguyen TQ, et al. Acute management of dengue shock syndrome: a randomized double-blind comparison of 4 intravenous fluid regimens in the first hour. *Clinical infectious diseases*. 2001;32(2):204-13.

Ngoi CN, Price MA, Fields B, Bonventure J, Ochieng C, Mwashigadi G, et al. Dengue and Chikungunya Virus Infections among Young Febrile Adults Evaluated for Acute HIV-1 Infection in Coastal Kenya. *PLoS one*. 2016;11(12):e0167508. Epub 2016/12/13.

Nguyen DK, Navarro A, Zangwill KM. Pruritic Rash in a Recent Traveler to Central America. *Journal of the Pediatric Infectious Diseases Society*. 2015;4(3):280-2. Epub 2015/09/26.

Nguyen MT, Ho TN, Nguyen VV, Nguyen TH, Ha MT, Ta VT, et al. An Evidence-Based Algorithm for Early Prognosis of Severe Dengue in the Outpatient Setting. *Clinical infectious diseases : an official publication of the Infectious Diseases Society of America*. 2017;64(5):656-63. Epub 2016/12/31.

Nguyen TH, Vu TT, Farrar J, Hoang TL, Dong TH, Ngoc Tran V, et al. Corticosteroids for dengue - why don't they work? *PLoS neglected tropical diseases*. 2013;7(12):e2592. Epub 2013/12/19.

Nguyen THT, Nguyen THQ, Vu TT, Farrar J, Hoang TL, Dong THT, et al. Corticosteroids for dengue - why don't they work? *PLoS neglected tropical diseases*. 2013;7(12):e2592-e.

Ngwe Tun MM, Kyaw AK, Hmone SW, Inoue S, Buerano CC, Soe AM, et al. Detection of Zika Virus Infection in Myanmar. *The American journal of tropical medicine and hygiene*. 2018;98(3):868-71. Epub 2018/01/25.

Ngwe Tun MM, Kyaw AK, Makki N, Muthugala R, Nabeshima T, Inoue S, et al. Characterization of the 2013 dengue epidemic in Myanmar with dengue virus 1 as the dominant serotype. *Infection, genetics and evolution : journal of molecular epidemiology and evolutionary genetics in infectious diseases*. 2016;43:31-7. Epub 2016/05/08.

Ngwe Tun MM, Thant KZ, Inoue S, Kurosawa Y, Lwin YY, Lin S, et al. Serological characterization of dengue virus infections observed among dengue hemorrhagic fever/dengue shock syndrome cases in upper Myanmar. *Journal of medical virology*. 2013;85(7):1258-66. Epub 2013/04/19.

Nhi DM, Huy NT, Ohyama K, Kimura D, Lan NT, Uchida L, et al. A Proteomic Approach Identifies Candidate Early Biomarkers to Predict Severe Dengue in Children. *PLoS neglected tropical diseases*. 2016;10(2):e0004435. Epub 2016/02/20.

Nicolon C, Broustal E. [Acute renal failure after dengue virus infection: A pediatric case report]. *Archives de pediatrie : organe officiel de la Societe francaise de pediatrie*. 2016;23(1):53-5. Epub 2015/11/14. Insuffisance renale aigue chez un enfant au cours d'une infection par le virus de la dengue.

Nicolon C, Broustal E. Insuffisance rénale aiguë chez un enfant au cours d'une infection par le virus de la dengue. *Archives de pediatrie : organe officiel de la Societe francaise de pediatrie*. 2016;23(1):53-5.

Nirupam NKSBSVSRKV, Author A, Department of Pediatrics LHM, College KSCsHND-I, Correspondence A, V. Chhapola DoPLHMC, et al. Intravenous Anti-D immunoglobulin for control of life threatening bleed in dengue hemorrhagic fever with severe thrombocytopenia. *Journal of Pediatric Infectious Diseases*. 2012;7(3):127-30.

Nishaanth MKANN, Author A, Department of General Medicine SB, Medical C, Hospital CCTI, Correspondence A, et al. Incidence of acalculus cholecystitis in dengue fever - A prospective study. *International Journal of Pharma and Bio Sciences*. 2018;9(1):B271-B4.

Nkoghe D, Kassa RF, Caron M, Grard G, Mombo I, Bikie B, et al. Clinical forms of chikungunya in Gabon, 2010. *PLoS neglected tropical diseases*. 2012;6(2):e1517. Epub 2012/02/22.

Nkoghe DKRFKBUCMGLEM, Author A, Unité des Maladies Virales Emergentes Cld, Recherches Médicales de Franceville FG, Ministère de la Santé Publique L, Gabon, et al. No clinical or biological difference between Chikungunya and Dengue fever during the 2010 Gabonese outbreak. *Infectious Disease Reports*. 2012;4(1):11-3.

Noecker CA, Amaya-Larios IY, Galeana-Hernandez M, Ramos-Castaneda J, Martinez-Vega RA. Contrasting associations of polymorphisms in FcgammaRIIa and DC-SIGN with the clinical presentation of dengue infection in a Mexican population. *Acta tropica*. 2014;138:15-22. Epub 2014/06/10.

- Noecker CA, Amaya-Larios IY, Galeana-Hernández M, Ramos-Castañeda J, Martínez-Vega RA. Contrasting associations of polymorphisms in Fc $\gamma$ R1a and DC-SIGN with the clinical presentation of dengue infection in a Mexican population. *Acta tropica*. 2014;138:15-22.
- Nogareda F, Joshua C, Sio A, Shortus M, Dalipanda T, Durski K, et al. Ongoing outbreak of dengue serotype-3 in Solomon Islands, January to May 2013. *Western Pacific surveillance and response journal : WPSAR*. 2013;4(3):28-33. Epub 2013/12/10.
- Nogueira ML, Nery Junior NRR, Estofolete CF, Bernardes Terzian AC, Guimaraes GF, Zini N, et al. Adverse birth outcomes associated with Zika virus exposure during pregnancy in Sao Jose do Rio Preto, Brazil. *Clinical microbiology and infection : the official publication of the European Society of Clinical Microbiology and Infectious Diseases*. 2018;24(6):646-52. Epub 2017/11/15.
- Noisakran S, Gibbons RV, Songprakhon P, Jairungsri A, Ajariyakhajorn C, Nisalak A, et al. Detection of dengue virus in platelets isolated from dengue patients. *The Southeast Asian journal of tropical medicine and public health*. 2009;40(2):253-62.
- Noite CH, Malzahn U, Rakow A, Grieve AP, Wolfe CD, Endres M, et al. Entwicklung der deutschen Version der Patientenzufriedenheits-Skala (SASC) für den Einsatz bei Patienten nach Schlaganfall. *Fortschr Neurol Psychiatr*. 2010;78(6):355-9.
- Numkarunaronote N, Chaitusaney T. Anterior tibial translation sign: factors affecting interpretation of anterior cruciate ligament tear. *Journal of the Medical Association of Thailand = Chotmai het thangphaet*. 2015;98 Suppl 1:S57-62.
- Nunes MR, Faria NR, de Vasconcelos JM, Golding N, Kraemer MU, de Oliveira LF, et al. Emergence and potential for spread of Chikungunya virus in Brazil. *BMC medicine*. 2015;13:102. Epub 2015/05/16.
- Nunes PC, Sampaio SA, da Costa NR, de Mendonca MC, Lima Mda R, Araujo SE, et al. Dengue severity associated with age and a new lineage of dengue virus-type 2 during an outbreak in Rio De Janeiro, Brazil. *Journal of medical virology*. 2016;88(7):1130-6. Epub 2016/04/12.
- Nunez-Garbin A, Espinoza-Figueroa J, Sihuicha-Maldonado M, Suarez-Ognio L. [Coinfection of dengue and leptospirosis in a girl from the peruvian amazon]. *Revista peruana de medicina experimental y salud publica*. 2015;32(1):179-82. Epub 2015/06/24. Coinfección por dengue y leptospirosis en una niña de la amazonia peruana.
- Nunthanid S, Tiawilai A. DENGUE PATIENTS AT PHOTHARAM HOSPITAL: A CLINICAL TRIAL SITE OF DENGUE VACCINE. *The Southeast Asian journal of tropical medicine and public health*. 2015;46 Suppl 1:11-6. Epub 2015/10/29.
- Núñez-Garbín A, Espinoza-Figueroa J, Sihuicha-Maldonado M, Suarez-Ognio L. Coinfección por dengue y leptospirosis en una niña de la amazonia peruana. *Revista peruana de medicina experimental y salud publica*. 2015;32(1):179-82.
- Obonyo M, Fidhow A, Ofula V. Investigation of laboratory confirmed Dengue outbreak in North-eastern Kenya, 2011. *PloS one*. 2018;13(6):e0198556. Epub 2018/06/08.
- Ochiai RLLAMFRBANFSM, Author A, Sanofi Pasteur L, France, Sanofi Pasteur SS, Sanofi Pasteur SUS, et al. Dengue seroprevalence in twelve countries: Baseline seropositivity rates from previously conducted clinical trials in Asia and Latin America. *American journal of tropical medicine and hygiene*. 2015;93(4 Supplement):234-5.
- Oehadian A, Michels M, de Mast Q, Prihatni D, Puspita M, Hartantri Y, et al. New parameters available on Sysmex XE-5000 hematology analyzers contribute to differentiating dengue from leptospirosis and enteric fever. *International journal of laboratory hematology*. 2015;37(6):861-8. Epub 2015/09/04.
- Oishi KMCACCCC-AMTDDSMISMKNFF, Author A, International Research Center f, Infectious Diseases RlfMDO, University OJ, Department of Internal Medicine IoTM, et al. Dengue and other febrile illnesses among children in the Philippines. *Dengue Bulletin*. 2006;30:26-34.
- O'Leary ST, Kimberlin DW. Update From the Advisory Committee on Immunization Practices. *Journal of the Pediatric Infectious Diseases Society*. 2017;6(4):311-6. Epub 2017/10/17.
- Oliveira CR, Costa GSR, Paploski IAD, Kikuti M, Kasper AM, Silva MMO, et al. Influenza-like illness in an urban community of Salvador, Brazil: incidence, seasonality and risk factors. *BMC infectious diseases*. 2016;16:125. Epub 2016/03/16.
- Oliveira EC, Pontes ER, Cunha RV, Froes IB, Nascimento D. [Hematological abnormalities in patients with dengue]. *Revista da Sociedade Brasileira de Medicina Tropical*. 2009;42(6):682-5. Epub 2010/03/09. Alteracoes hematologicas em pacientes com dengue.
- Oliveira ÉCLd, Pontes ERJC, Cunha RVd, Fróes ÍB, Nascimento Dd. Alterações hematológicas em pacientes com dengue. *Revista da Sociedade Brasileira de Medicina Tropical*. 2009;42(6):682-5.
- Oliveira GA, Machado RC, Horvat JV, Gomes LE, Guerra LR, Vandestein L, et al. Transient reticular gallbladder wall thickening in severe dengue fever: a reliable sign of plasma leakage. *Pediatric radiology*. 2010;40(5):720-4. Epub 2009/12/17.
- Oliveira JVPLMCLJGCDAXTCPRBGFEMC, Author A, Instituto Gonçalo M-F, Salvador B, Secretaria De Saude do Estado Da Bahia SB, Faculdade De Farmacia- Ufba SB, et al. Prevalence of previous and recent infections by Zika virus, dengue virus and chikungunya virus in pregnant women and surveillance for congenital Zika infections in Salvador, Brazil. *American journal of tropical medicine and hygiene*. 2017;97(5 Supplement 1):443.

- 
- Oliveira M, Lert-Itthiporn W, Cavadas B, Fernandes V, Chuansumrit A, Anunciacao O, et al. Joint ancestry and association test indicate two distinct pathogenic pathways involved in classical dengue fever and dengue shock syndrome. *PLoS neglected tropical diseases*. 2018;12(2):e0006202. Epub 2018/02/16.
- 
- Oliveira R, Cordeiro MT, Moura P, Baptista Filho PNB, Braga-Neto UM, Marques ETAJ, et al. Serum cytokine/chemokine profiles in patients with dengue fever (DF) and dengue hemorrhagic fever (FHD) by using protein array. *Journal of clinical virology : the official publication of the Pan American Society for Clinical Virology*. 2017;89:39-45. Epub 2017/03/01.
- 
- Oliveira RA, Silva MM, Calzavara-Silva CE, Silva AM, Cordeiro MT, Moura PM, et al. Primary dengue haemorrhagic fever in patients from northeast of Brazil is associated with high levels of interferon-beta during acute phase. *Memorias do Instituto Oswaldo Cruz*. 2016;111(6):378-84. Epub 2016/05/26.
- 
- Oliveira RAdS, Silva MMCd, Calzavara-Silva CE, Silva AM, Cordeiro MT, Moura PMMFd, et al. Primary dengue haemorrhagic fever in patients from northeast of Brazil is associated with high levels of interferon- $\gamma$  during acute phase. *Memorias do Instituto Oswaldo Cruz*. 2016;111(6):378-84.
- 
- Oliveira RADS, Silva MMCd, Calzavara-Silva CE, Silva AM, Cordeiro MT, Moura PMMFd, et al. Primary dengue haemorrhagic fever in patients from northeast of Brazil is associated with high levels of interferon- $\beta$  during acute phase. *Memorias do Instituto Oswaldo Cruz*. 2016;111(6):378-84.
- 
- Oliveira RVBd, Rios LTM, Branco MdRFC, Braga Júnior LL, Nascimento JMS, Silva GF, et al. Valor da ultrassonografia em crianças com suspeita de febre hemorrágica do dengue: revisão da literatura. *Radiol bras*. 2010;43(6):401-7.
- 
- Olivera-Botello G, Coudeville L, Fanouillere K, Guy B, Chambonneau L, Noriega F, et al. Tetravalent Dengue Vaccine Reduces Symptomatic and Asymptomatic Dengue Virus Infections in Healthy Children and Adolescents Aged 2-16 Years in Asia and Latin America. *The Journal of infectious diseases*. 2016;214(7):994-1000. Epub 2016/07/16.
- 
- Olkowski SVSAJSACHRDMACSTW, Author A, University o, California Davis DUS, U.S. Naval Medical Research Unit IP, Loreto Regional Health Directorate EUI, et al. Comparison of clinical diagnosis and symptom clusters for differentiating dengue from other acute febrile illnesses in Iquitos, Peru. *American journal of tropical medicine and hygiene*. 2015;93(4 Supplement):235.
- 
- Olson D, Lamb M, Lopez MR, Colborn K, Paniagua-Avila A, Zacarias A, et al. Performance of a Mobile Phone App-Based Participatory Syndromic Surveillance System for Acute Febrile Illness and Acute Gastroenteritis in Rural Guatemala. *Journal of medical Internet research*. 2017;19(11):e368. Epub 2017/11/11.
- 
- Ongoing dengue epidemic - Angola, June 2013. *MMWR Morbidity and mortality weekly report*. 2013;62(24):504-7. Epub 2013/06/21.
- 
- Onlamoon NCAKTKTCANPGCAAAPK, Author A, Office for R, Development, Siriraj Hospital MUBT, Department of Pediatrics RHMUB, et al. Robust activation and progression from activation to terminal differentiation of NK cells during acute dengue viral infection. *American journal of tropical medicine and hygiene*. 2013;89(5 SUPPL. 1):43.
- 
- Onyango CO, Loparev V, Lidechi S, Bhullar V, Schmid DS, Radford K, et al. Evaluation of a TaqMan Array Card for Detection of Central Nervous System Infections. *Journal of clinical microbiology*. 2017;55(7):2035-44.
- 
- Orsi FA, Angerami RN, Mazetto BM, Quaino SK, Santiago-Bassora F, Castro V, et al. Reduced thrombin formation and excessive fibrinolysis are associated with bleeding complications in patients with dengue fever: a case-control study comparing dengue fever patients with and without bleeding manifestations. *BMC infectious diseases*. 2013;13:350. Epub 2013/07/31.
- 
- Orsi FAMBARDPEVA-BJ, Author A, Hematology, Hemotherapy Center S, University of Campinas UCSPB, Hemotherapy Center SUo, et al. Endothelial activation, FVW and ADAMTS 13 imbalance and fibrinolysis impairment in adults with dengue fever with bleeding complications. *Blood*. 2011;118(21):2011-12.
- 
- Osorio JE, Velez ID, Thomson C, Lopez L, Jimenez A, Haller AA, et al. Safety and immunogenicity of a recombinant live attenuated tetravalent dengue vaccine (DENVax) in flavivirus-naive healthy adults in Colombia: a randomised, placebo-controlled, phase 1 study. *The Lancet Infectious diseases*. 2014;14(9):830-8. Epub 2014/08/05.
- 
- Osorio L, Ramirez M, Bonelo A, Villar LA, Parra B. Comparison of the diagnostic accuracy of commercial NS1-based diagnostic tests for early dengue infection. *Virology journal*. 2010;7:361. Epub 2010/12/08.
- 
- Osorio L, Uribe M, Ardila GI, Orejuela Y, Velasco M, Bonelo A, et al. The use of rapid dengue diagnostic tests in a routine clinical setting in a dengue-endemic area of Colombia. *Memorias do Instituto Oswaldo Cruz*. 2015;110(4):510-6. Epub 2015/05/21.
- 
- Osuna-Ramos JF, Silva-Gracia C, Maya-Vacio GJ, Romero-Utrilla A, Rios-Burgueno ER, Velarde-Felix JS. [Coexistence of acute appendicitis and dengue fever: A case report]. *Cirugia y cirujanos*. 2017;85 Suppl 1:44-8. Epub 2017/01/08. Coexistencia de apendicitis aguda y fiebre por dengue: informe de un caso.
- 
- Overgaard HJ, Alexander N, Matiz MI, Jaramillo JF, Olano VA, Vargas S, et al. A Cluster-Randomized Controlled Trial to Reduce Diarrheal Disease and Dengue Entomological Risk Factors in Rural Primary Schools in Colombia. *PLoS neglected tropical diseases*. 2016;10(11):e0005106. Epub 2016/11/08.
- 
- Overgaard HJ, Alexander N, Mátiz MI, Jaramillo JF, Olano VA, Vargas S, et al. Diarrhea and dengue control in rural primary schools in Colombia: study protocol for a randomized controlled trial. *Trials*. 2012;13:182.
-

- Oyero OG, Ayukekbong JA. High dengue NS1 antigenemia in febrile patients in Ibadan, Nigeria. *Virus research*. 2014;191:59-61. Epub 2014/08/05.
- Pacheco Acuña R, Romero Zúñiga JJ. Características de los egresos de atención de dengue: Costa Rica, 1999-2002. *Rev costarric salud pública*. 2009;18(1):22-9.
- Padmapriya P, Senthil Kumar V, Senthil Raja R, Khaleefathullah Sheriff A, Uma TS, Mohana S, et al. Dengue scenario: Chennai perspective-a six-year study (2009-2014). *Archives of virology*. 2017;162(1):273-9. Epub 2016/10/04.
- Paim-Marques LBAMML, Author A, Pediatric Rheumatology IASH, Fortaleza B, Pediatric R, Fortaleza University FB, et al. Juvenile polymyositis and leptospirosis association: Case report. *Pediatric Rheumatology*. 2014;12(17):2014-09.
- Paixao ES, Costa M, Teixeira MG, Harron K, de Almeida MF, Barreto ML, et al. Symptomatic dengue infection during pregnancy and the risk of stillbirth in Brazil, 2006-12: a matched case-control study. *The Lancet Infectious diseases*. 2017;17(9):957-64. Epub 2017/08/29.
- Pakhare A, Sabde Y, Joshi A, Jain R, Kokane A, Joshi R. A study of spatial and meteorological determinants of dengue outbreak in Bhopal City in 2014. *Journal of vector borne diseases*. 2016;53(3):225-33. Epub 2016/09/30.
- Pal DNAGMMSBBSB, Author A, School of T, Medicine KWBI, School of Tropical Medicine KI, Correspondence A, et al. A study on short duration fever in a tertiary care centre in Kolkata, India. *International Journal of Infectious Diseases*. 2014;21 SUPPL. 1:111-2.
- Pal P, Giri PP, Ramanan AV. Dengue associated hemophagocytic lymphohistiocytosis: a case series. *Indian pediatrics*. 2014;51(6):496-7. Epub 2014/07/06.
- Pal S, Dauner AL, Mitra I, Forshey BM, Garcia P, Morrison AC, et al. Evaluation of dengue NS1 antigen rapid tests and ELISA kits using clinical samples. *PLoS one*. 2014;9(11):e113411. Epub 2014/11/21.
- Pal S, Dauner AL, Valks A, Forshey BM, Long KC, Thaisomboonsuk B, et al. Multicountry prospective clinical evaluation of two enzyme-linked immunosorbent assays and two rapid diagnostic tests for diagnosing dengue fever. *Journal of clinical microbiology*. 2015;53(4):1092-102. Epub 2015/01/16.
- Pal SSKBNMGARJSKRYKKYY, Author A, Department of General Medicine NRS, Medical C, Hospital KWBI, Department of Neurology NRSMcA, et al. Clinico-radiological profile and outcome of dengue patients with central nervous system manifestations: A case series in an Eastern India tertiary care hospital. *Journal of Neurosciences in Rural Practice*. 2016;7(1):114-24.
- Pal T, Dutta SK, Mandal S, Saha B, Tripathi A. Differential clinical symptoms among acute phase Indian patients revealed significant association with dengue viral load and serum IFN-gamma level. *Journal of clinical virology : the official publication of the Pan American Society for Clinical Virology*. 2014;61(3):365-70. Epub 2014/10/08.
- Palacios-Cuervo F, Calderón-Rivera A, Espinal-Reyes F, Canelo-Aybar C. Autoinmunidad en dengue: revisión bibliográfica. *Reumatol clín (Barc)*. 2016;12(3):173-4.
- Palanivel H, Nair S, Subramaniyan A, Ratnam PV, Kanungo R. Dengue virus infection: Need for appropriate laboratory tests for diagnosis and management of the condition in children during an outbreak. *Indian journal of pathology & microbiology*. 2015;58(3):328-31. Epub 2015/08/15.
- Paliwal VK, Garg RK, Juyal R, Husain N, Verma R, Sharma PK, et al. Acute dengue virus myositis: a report of seven patients of varying clinical severity including two cases with severe fulminant myositis. *Journal of the neurological sciences*. 2011;300(1-2):14-8. Epub 2010/11/18.
- Pan STSPACKTLHJLWP, Author A, Emergency, Department C-MMCTT, Department of Internal Medicine DOLD, Chi-Mei Medical Center TT, et al. Comparison of the clinical manifestations exhibited by dengue and nondengue patients among children in a medical center in southern Taiwan. *Journal of Acute Medicine*. 2014;4(2):53-6.
- Pancer K, Szkoda MT, Gut W. Imported cases of dengue in Poland and their diagnosis. *Przegląd epidemiologiczny*. 2014;68(4):651-5. Epub 2014/01/01.
- Panchaud A, Stojanov M, Ammerdorffer A, Vouga M, Baud D. Emerging Role of Zika Virus in Adverse Fetal and Neonatal Outcomes. *Clinical microbiology reviews*. 2016;29(3):659-94. Epub 2016/06/10.
- Pandey AD, Goswami S, Shukla S, Das S, Ghosal S, Pal M, et al. Correlation of altered expression of a long non-coding RNA, NEAT1, in peripheral blood mononuclear cells with dengue disease progression. *The Journal of infection*. 2017;75(6):541-54. Epub 2017/10/17.
- Pandey BDNTPKRSPSYABRGGGITMMNU, Author A, Sukra Raj T, Infectious, Disease Hospital N, Everest, et al. First isolation of dengue virus from the 2010 epidemic in Nepal. *Tropical Medicine and Health*. 2013;41(3):103-11.
- Pandey K, Pandey BD, Chaurasiya RR, Thakur M, Neupane B, Shah Y, et al. Evidence of Chikungunya virus circulation in the Terai region of Nepal in 2014 and 2015. *Transactions of the Royal Society of Tropical Medicine and Hygiene*. 2017;111(7):294-9. Epub 2017/11/23.
- Pang J, Hsu JP, Yeo TW, Leo YS, Lye DC. Diabetes, cardiac disorders and asthma as risk factors for severe organ involvement among adult dengue patients: A matched case-control study. *Scientific reports*. 2017;7:39872. Epub 2017/01/04.
- Pang J, Thein TL, Leo YS, Lye DC. Early clinical and laboratory risk factors of intensive care unit requirement during 2004-2008 dengue epidemics in Singapore: a matched case-control study. *BMC infectious diseases*. 2014;14:649. Epub 2014/12/06.

- Panning M, Wichmann D, Grywna K, Annan A, Wijesinghe S, Kularatne SA, et al. No evidence of chikungunya virus and antibodies shortly before the outbreak on Sri Lanka. *Medical microbiology and immunology*. 2009;198(2):103-6. Epub 2009/02/19.
- Paraguay. Ministerio de Salud Pública y Bienestar S, Organización Panamericana de la S, Organización Mundial de la S. *Dengue: guía de manejo clínico*. 2012. p. 52-.
- Parameswaran P, Charlebois P, Tellez Y, Nunez A, Ryan EM, Malboeuf CM, et al. Genome-wide patterns of intrahuman dengue virus diversity reveal associations with viral phylogenetic clade and interhost diversity. *Journal of virology*. 2012;86(16):8546-58. Epub 2012/06/01.
- Park S, Srikiatkachorn A, Kalayanaroj S, Macareo L, Green S, Friedman JF, et al. Use of structural equation models to predict dengue illness phenotype. *PLoS neglected tropical diseases*. 2018;12(10):e0006799. Epub 2018/10/03.
- Passos SD, Gazeta RE, Latorre Mdo R, Durigon EL, Gauditano G, Yoshinari NH. [Epidemiological characteristics of Lyme-like disease in children]. *Revista da Associacao Medica Brasileira (1992)*. 2009;55(2):139-44. Epub 2009/06/03. Características clínico-epidemiológicas da doença Lyme-símile em crianças.
- Passos SD, Gazeta RE, Latorre MdR, Durigon EL, Gauditano G, Yoshinari NH. Características clínico-epidemiológicas da doença Lyme-símile em crianças. *Revista da Associacao Medica Brasileira (1992)*. 2009;55(2):139-44.
- Passos SRL, Borges Dos Santos MA, Cerbino-Neto J, Buonora SN, Souza TML, de Oliveira RVC, et al. Detection of Zika Virus in April 2013 Patient Samples, Rio de Janeiro, Brazil. *Emerging infectious diseases*. 2017;23(12):2120-1. Epub 2017/09/28.
- Pastor AF, Rodrigues Moura L, Neto JW, Nascimento EJ, Calzavara-Silva CE, Gomes AL, et al. Complement factor H gene (CFH) polymorphisms C-257T, G257A and haplotypes are associated with protection against severe dengue phenotype, possible related with high CFH expression. *Human immunology*. 2013;74(9):1225-30. Epub 2013/06/12.
- Patel MLSPDKSR, Author A, Department of M, King George Medical University CS-JALUP, India, Departments of Anesthesiology KGsMU, et al. Dengue encephalitis with cerebellar involvement: A rare case report. *Annals of Tropical Medicine and Public Health*. 2017;10(3):734-6.
- Paternina-Cacedo ADIH-RFD-QFC-TWB-VMAB-ADA-GNMSC, Author A, Departamento de Epidemiologia H, Infantil Napoleón Franco Pareja-La Casa del Niño CC, Facultad de Medicina UNd, Colombia BC, et al. Features of dengue and chikungunya infections of colombian children under 24 months of age admitted to the emergency department. *Journal of tropical pediatrics*. 2018;64(1):31-7.
- Patil MM, Akki AS. Dengue arthritis in a child. *Indian pediatrics*. 2013;50(5):523-4. Epub 2013/06/20.
- Pattanapanyasat K, Khowawisetsut L, Chuansumrit A, Chokeyhaibulkit K, Tangnaratchakit K, Apiwattanakul N, et al. B cell subset alteration and the expression of tissue homing molecules in dengue infected patients. *Journal of biomedical science*. 2018;25(1):64. Epub 2018/08/29.
- Pau HW. Bringt die Ballondilatation den erhofften Durchbruch bei Tubenfunktionsstörungen auch bei Kindern? *HNO*. 2015;63(10):681-2, 4-5.
- Pavia-Ruz N, Barrera-Fuentes GA, Villanueva-Jorge S, Che-Mendoza A, Campuzano-Rincon JC, Manrique-Saide P, et al. Dengue seroprevalence in a cohort of schoolchildren and their siblings in Yucatan, Mexico (2015-2016). *PLoS neglected tropical diseases*. 2018;12(11):e0006748.
- Pech Torres RE, Cedillo Rivera RM, Loroño Pino MA, Sanchez Burgos GG. Serum levels of IFN-beta are associated with days of evolution but not with severity of dengue. *Journal of medical virology*. 2016;88(3):395-9. Epub 2015/08/08.
- Penuela OCAGLPLY, Author A, Fundación Banco Nacional de Sangre Hemolife BC, George Washington University WDCWU, States, Grupo de Investigación en Ciencias Biomedicas U, et al. Zika virus and guillain-barre syndrome in Colombia. *Journal of Clinical Apheresis*. 2017;32(2):111-2.
- Perdomo-Celis F, Salgado DM, Narvaez CF. Magnitude of viremia, antigenemia and infection of circulating monocytes in children with mild and severe dengue. *Acta tropica*. 2017;167:1-8. Epub 2016/12/18.
- Pereira Y, Samudio M, Ojeda A, Cabello A. [Seroprevalence of dengue infection in a district of the Paraguayan Chaco: Population based study]. *Revista chilena de infectologia : organo oficial de la Sociedad Chilena de Infectologia*. 2015;32(6):618-27. Epub 2016/03/02. Seroprevalencia de la infección por dengue en un distrito del Chaco Paraguayo: Estudio poblacional.
- Pereira Y, Samudio M, Ojeda A, Cabello A. Seroprevalencia de la infección por dengue en un distrito del Chaco Paraguayo: Estudio poblacional. *Revista chilena de infectologia : organo oficial de la Sociedad Chilena de Infectologia*. 2015;32(6):618-27.
- Perez MA, Gordon A, Sanchez F, Narvaez F, Gutierrez G, Ortega O, et al. Severe coinfections of dengue and pandemic influenza A H1N1 viruses. *The Pediatric infectious disease journal*. 2010;29(11):1052-5. Epub 2010/09/03.
- Pervin MTSAMMKZIN, Author A, Department of Virology D, Medical College DB, Department of Virology BSM, Medical University SDB, et al. Clinical and laboratory observations associated with the 2000 dengue outbreak in Dhaka, Bangladesh. *Dengue Bulletin*. 2004;28:96-106.

- Pessanha JE, Caiaffa WT, Kroon EG, Proietti FA. [Dengue fever in three sanitary districts in the city of Belo Horizonte, Brazil: a population-based seroepidemiological survey, 2006 to 2007]. *Revista panamericana de salud publica = Pan American journal of public health*. 2010;27(4):252-8. Epub 2010/06/01. Dengue em tres distritos sanitarios de Belo Horizonte, Brasil: inquerito soroepidemiologico de base populacional, 2006 a 2007.
- Pessanha JEM, Caiaffa WT, Kroon EG, Proietti FA. Dengue em três distritos sanitários de Belo Horizonte, Brasil: inquerito soroepidemiológico de base populacional, 2006 a 2007. *Revista panamericana de salud publica = Pan American journal of public health*. 2010;27(4):252-8.
- Pessoa R, Patriota JV, Lourdes de Souza M, Felix AC, Mamede N, Sanabani SS. Investigation Into an Outbreak of Dengue-like Illness in Pernambuco, Brazil, Revealed a Cocirculation of Zika, Chikungunya, and Dengue Virus Type 1. *Medicine*. 2016;95(12):e3201. Epub 2016/03/26.
- Peterlein CD, Fuchs-Winkelmann S. Sonographie der Säuglingshüfte: Aktueller Status an den deutschen Universitätskliniken. *Orthopade*. 2014;43(2):136-42.
- Petersen LR, Tomashek KM, Biggerstaff BJ. Estimated prevalence of dengue viremia in Puerto Rican blood donations, 1995 through 2010. *Transfusion*. 2012;52(8):1647-51. Epub 2012/02/07.
- Pham NT, Ushijima H, Thongprachum A, Trinh QD, Khamrin P, Arakawa C, et al. Multiplex PCR for the Detection of 10 Viruses Causing Encephalitis/Encephalopathy and its Application to Clinical Samples Collected from Japanese Children with Suspected Viral. *Clinical laboratory*. 2017;63(1):91-100. Epub 2017/02/07.
- Phommanivong VKSSTLPDWMNPBNT, Author A, Department of P, Health KMUSH-sJ, Champasak Provincial Health Department Mo, Health PL, et al. Co-circulation of the dengue with chikungunya virus during the 2013 outbreak in the southern part of Lao PDR. *Tropical Medicine and Health*. 2016;44(1).
- Phoutrides EK, Coulibaly MB, George CM, Sacko A, Traore S, Bessoff K, et al. Dengue virus seroprevalence among febrile patients in Bamako, Mali: results of a 2006 surveillance study. *Vector borne and zoonotic diseases (Larchmont, NY)*. 2011;11(11):1479-85. Epub 2011/07/20.
- Phuoc Long NPHLDNTHANVHMTLNTTT, Author A, University of M, Pharmacy HCMVN, School of Medicine V, National University HCMVN, et al. Case Report: Postpartum hemorrhage associated with Dengue with warning signs in a term pregnancy and delivery. *F1000Research*. 1000;4.
- Phuong HL, Thai KT, Nga TT, Giao PT, Hung le Q, Binh TQ, et al. Detection of dengue nonstructural 1 (NS1) protein in Vietnamese patients with fever. *Diagnostic microbiology and infectious disease*. 2009;63(4):372-8. Epub 2009/02/24.
- Pichyangkul S, Endy TP, Kalayanarooj S, Nisalak A, Yongvanitchit K, Green S, et al. A blunted blood plasmacytoid dendritic cell response to an acute systemic viral infection is associated with increased disease severity. *Journal of immunology (Baltimore, Md : 1950)*. 2003;171(10):5571-8.
- Piedrahita LD, Agudelo IY, Trujillo AI, Ramirez RE, Osorio JE, Restrepo BN. Evaluation of Commercially Available Assays for Diagnosis of Acute Dengue in Schoolchildren During an Epidemic Period in Medellin, Colombia. *The American journal of tropical medicine and hygiene*. 2016;95(2):315-21. Epub 2016/05/18.
- Pierro A, Landini MP, Gaibani P, Rossini G, Vocale C, Finarelli AC, et al. A model of laboratory surveillance for neuro-arbovirology applied during 2012 in the Emilia-Romagna region, Italy. *Clinical microbiology and infection : the official publication of the European Society of Clinical Microbiology and Infectious Diseases*. 2014;20(7):672-7. Epub 2013/12/18.
- Pillai AKKPARS, Author A, Haematology UHALU, Kingdom, Pediatric Hematology Oncology SCH, Edmonton C, et al. Clinical epidemiology and outcome of haemophagocytic lymphohistiocytosis (HLH) in children-results of a systematic review and pooled analysis of 272 patients from India. *Pediatric Blood and Cancer*. 2013;60 SUPPL. 3:153.
- Pinto RC, Castro DB, Albuquerque BC, Sampaio Vde S, Passos RA, Costa CF, et al. Mortality Predictors in Patients with Severe Dengue in the State of Amazonas, Brazil. *PloS one*. 2016;11(8):e0161884. Epub 2016/08/27.
- Plennevaux E, Sabchareon A, Limkittikul K, Chanthavanich P, Sirivichayakul C, Moureau A, et al. Detection of dengue cases by serological testing in a dengue vaccine efficacy trial: Utility for efficacy evaluation and impact of future vaccine introduction. *Vaccine*. 2016;34(24):2707-12. Epub 2016/04/23.
- Poddighe D, Bonomelli I, Giardinetti S, Nedbal M, Bruni P. Paediatric Dengue Fever diagnosed through parents' epidemiologic report and preventive strategy during the acute phase of infection. *Journal of travel medicine*. 2016;23(1). Epub 2016/01/20.
- Poddighe D, Bonomelli I, Giardinetti S, Nedbal M, Bruni P. Paediatric Dengue Fever diagnosed through parents' epidemiologic report and preventive strategy during the acute phase of infection. 2016;23(1).
- Poeranto SSSJHKJM, Author A, Laboratory of Parasitology Fo, Medicine UBMI, Department of Child Health FoM, Universitas Gadjah Mada YI, et al. A relationship between dengue virus serotype and the clinical severity in paediatric patients from Gondokusuman region, Yogyakarta between 1995 and 1999. *Pediatrica i Medycyna Rodzinna*. 2016;12(3):318-25.
- Poloni TR, Dornas FP, Dos Santos NN, Jr., Soares AM, Amarilla AA, Alfonso HL, et al. High prevalence of clinically unsuspected dengue disease among children in Ribeirao Preto city, Brazil. *Journal of medical virology*. 2016;88(10):1711-9. Epub 2016/03/24.
- Poloni TR, Oliveira AS, Alfonso HL, Galvão LR, Amarilla AA, Poloni DF, et al. Detection of dengue virus in saliva and urine by real time RT-PCR. *Virology journal*. 2010;7:22-.

- Pongsiri P, Praianantathavorn K, Theamboonlers A, Payungporn S, Poovorawan Y. Multiplex real-time RT-PCR for detecting chikungunya virus and dengue virus. *Asian Pacific journal of tropical medicine*. 2012;5(5):342-6. Epub 2012/05/02.
- Pongsiri P, Themboonlers A, Poovorawan Y. Changing pattern of dengue virus serotypes in Thailand between 2004 and 2010. *Journal of health, population, and nutrition*. 2012;30(3):366-70. Epub 2012/10/23.
- Pontes FS, Frances LT, Carvalho Mde V, Fonseca FP, Neto NC, do Nascimento LS, et al. Severe oral manifestation of dengue viral infection: a rare clinical description. *Quintessence international (Berlin, Germany : 1985)*. 2014;45(2):151-6. Epub 2014/01/07.
- Poo J, Galan F, Forrat R, Zambrano B, Lang J, Dayan G. Live-attenuated Tetravalent Dengue Vaccine in Dengue-naïve Children, Adolescents, and Adults in Mexico City: randomized Controlled Phase 1 Trial of Safety and Immunogenicity. *Pediatric infectious disease journal*. 2011;30(1):e9-17.
- Poo J, Galan F, Forrat R, Zambrano B, Lang J, Dayan G. Live-attenuated Tetravalent Dengue Vaccine in Dengue-naïve Children, Adolescents, and Adults in Mexico City: Randomized Controlled Phase 1 Trial of Safety and Immunogenicity. *The Pediatric infectious disease journal*. 2011;30(1):e9-17. Epub 2010/11/03.
- Poovorawan Y, Chongsrisawat V, Shafi F, Boudville I, Liu Y, Hutagalung Y, et al. Acute hepatic failure among hospitalized Thai children. *The Southeast Asian journal of tropical medicine and public health*. 2013;44(1):50-3.
- Pothapregada S, Kamalakannan B, Thulasingham M. Clinical Profile of Atypical Manifestations of Dengue Fever. *Indian journal of pediatrics*. 2016;83(6):493-9. Epub 2016/01/05.
- Pothapregada S, Kamalakannan B, Thulasingham M. Role of platelet transfusion in children with bleeding in dengue fever. *Journal of vector borne diseases*. 2015;52(4):304-8. Epub 2015/12/31.
- Pothapregada S, Kullu P, Kamalakannan B, Thulasingham M. Is Ultrasound a Useful Tool to Predict Severe Dengue Infection? *Indian journal of pediatrics*. 2016;83(6):500-4. Epub 2016/02/06.
- Pothapregada S. Atypical manifestations of dengue Fever. *Indian pediatrics*. 2014;51(11):937-8. Epub 2014/11/30.
- Pothapregada S. Clinical Profile of Atypical Manifestations of Dengue Fever: Author's Reply. *Indian journal of pediatrics*. 2016;83(10):1211. Epub 2016/04/03.
- Potts JA, Gibbons RV, Rothman AL, Srikiatkachorn A, Thomas SJ, Supradish PO, et al. Prediction of dengue disease severity among pediatric Thai patients using early clinical laboratory indicators. *PLoS neglected tropical diseases*. 2010;4(8):e769. Epub 2010/08/07.
- Potts JA, Thomas SJ, Srikiatkachorn A, Supradish PO, Li W, Nisalak A, et al. Classification of dengue illness based on readily available laboratory data. *The American journal of tropical medicine and hygiene*. 2010;83(4):781-8. Epub 2010/10/05.
- Pouliot SH, Xiong X, Harville E, Paz-Soldan V, Tomashek KM, Breart G, et al. Maternal dengue and pregnancy outcomes: a systematic review. *Obstetrical & gynecological survey*. 2010;65(2):107-18. Epub 2010/01/27.
- Pozo-Aguilar JO, Monroy-Martinez V, Diaz D, Barrios-Palacios J, Ramos C, Ulloa-Garcia A, et al. Evaluation of host and viral factors associated with severe dengue based on the 2009 WHO classification. *Parasites & vectors*. 2014;7:590. Epub 2014/12/17.
- Prado PS, Almeida Junior JTD, Abreu LT, Silva CG, Souza LDC, Gomes MC, et al. Validation and reliability of the rapid diagnostic test 'SD Bioeasy Dengue Duo' for dengue diagnosis in Brazil: a phase III study. *Memorias do Instituto Oswaldo Cruz*. 2018;113(8):e170433. Epub 2018/06/28.
- Prakash O, Singh DD, Mishra G, Prakash S, Singh A, Gupta S, et al. Observation on dengue cases from a virus diagnostic laboratory of a tertiary care hospital in North India. *The Indian journal of medical research*. 2015;142 Suppl:S7-S11. Epub 2016/02/26.
- Prasad D, Kumar C, Jain A, Kumar R. Accuracy and applicability of the revised WHO classification (2009) of dengue in children seen at a tertiary healthcare facility in northern India. *Infection*. 2013;41(4):775-82. Epub 2013/02/06.
- Prashanth GP, Mugali SB. Persistent thrombocytopenia in dengue hemorrhagic fever. *Indian pediatrics*. 2011;48(9):737-.
- Prashanth GP, Pai VV. A retrospective cohort study of dermatological problems observed in paediatric intensive care unit. *J Eur Acad Dermatol Venereol*. 2012;26(9):1105-8.
- Prasith N, Keosavanh O, Phengxay M, Stone S, Lewis HC, Tsuyuoka R, et al. Assessment of gender distribution in dengue surveillance data, the Lao People's Democratic Republic. *Western Pacific surveillance and response journal : WPSAR*. 2013;4(2):17-24.
- Prayitno A, Taurel AF, Nealon J, Satari HI, Karyanti MR, Sekartini R, et al. Dengue seroprevalence and force of primary infection in a representative population of urban dwelling Indonesian children. *PLoS neglected tropical diseases*. 2017;11(6):e0005621. Epub 2017/06/16.
- Premaratna R, Dissanayake D, Silva FH, Dassanayake M, de Silva HJ. Secondary bacteraemia in adult patients with prolonged dengue fever. *The Ceylon medical journal*. 2015;60(1):10-2. Epub 2015/03/26.
- Premaratna R, Pathmeswaran A, Amarasekara ND, Motha MB, Perera KV, de Silva HJ. A clinical guide for early detection of dengue fever and timing of investigations to detect patients likely to develop complications. *Transactions of the Royal Society of Tropical Medicine and Hygiene*. 2009;103(2):127-31. Epub 2008/09/24.
- Premaratna R, Ragupathy A, Miththinda JK, de Silva HJ. Timing, predictors, and progress of third space fluid accumulation during preliminary phase fluid resuscitation in adult patients with dengue. *International journal of*

- infectious diseases : IJID : official publication of the International Society for Infectious Diseases. 2013;17(7):e505-9. Epub 2013/02/09.
- Priyadarshini D, Gadia RR, Tripathy A, Gurukumar KR, Bhagat A, Patwardhan S, et al. Clinical findings and pro-inflammatory cytokines in dengue patients in Western India: a facility-based study. *PloS one*. 2010;5(1):e8709. Epub 2010/01/22.
- Prokosch V, Busse H, Thanos S, Eter N, Stupp T. Einfluss des Operationszeitpunktes auf den langfristigen Erfolg von Tränenwegsoperationen mit Schlauchintubation bei kindlicher Tränenwegsstenose. *Klin Monbl Augenheilkd*. 2013;230(10):1020-4.
- Prommalikit O, Thisyakorn U. ASSOCIATION BETWEEN MANNANOSE-BINDING LECTIN GENE POLYMORPHISMS AND SUSCEPTIBILITY TO DENGUE VIRUS INFECTION: A PRELIMINARY REPORT. *The Southeast Asian journal of tropical medicine and public health*. 2015;46 Suppl 1:29-34. Epub 2015/10/29.
- Pull L, Briclher S, Bouchaud O, Siriez JY. Differential diagnosis of dengue fever: beware of measles! *Journal of travel medicine*. 2012;19(4):268-71. Epub 2012/07/11.
- Pun R, Pant KP, Bhatta DR, Pandey BD. Acute dengue infection in the western terai region of Nepal. *JNMA; journal of the Nepal Medical Association*. 2011;51(181):11-4. Epub 2012/02/18.
- Pun R, Shah Y, Gupta GP, Sherchand SP, Pandey BD. Prognostic value of rapid test for diagnosis of dengue in Nepalese patients during 2010 epidemic. *Kathmandu Univ Med J (KUMJ)*. 2012;10(37):7-10.
- Pun SB, Shah Y. Critical phase among patients with dengue fever during the 2010 outbreak in Nepal. *Transactions of the Royal Society of Tropical Medicine and Hygiene*. 2013;107(9):598-600. Epub 2013/07/23.
- Punjabi NH, Taylor WR, Murphy GS, Purwaningsih S, Picarima H, Sisson J, et al. Etiology of acute, non-malaria, febrile illnesses in Jayapura, northeastern Papua, Indonesia. *The American journal of tropical medicine and hygiene*. 2012;86(1):46-51. Epub 2012/01/11.
- Punyadee N, Mairiang D, Thiemmecca S, Komoltri C, Pan-Ngum W, Chomanee N, et al. Microparticles provide a novel biomarker to predict severe clinical outcomes of dengue virus infection. *Journal of virology*. 2015;89(3):1587-607. Epub 2014/11/21.
- Quiner CA, Parameswaran P, Ciota AT, Ehrbar DJ, Dodson BL, Schlesinger S, et al. Increased replicative fitness of a dengue virus 2 clade in native mosquitoes: potential contribution to a clade replacement event in Nicaragua. *Journal of virology*. 2014;88(22):13125-34. Epub 2014/09/05.
- Quintanilla S, Ponce L, Medina M. Encefalitis por dengue, una complicación poco frecuentes. *Acta pediátr hondu*. 2012;3(2):225-9.
- Quyên DL, Thanh Le N, Van Anh CT, Nguyen NB, Hoang DV, Montgomery JL, et al. Epidemiological, Serological, and Virological Features of Dengue in Nha Trang City, Vietnam. *The American journal of tropical medicine and hygiene*. 2018;98(2):402-9. Epub 2018/01/10.
- Rabinowicz S, Schwartz E. Morbidity among Israeli paediatric travellers. *Journal of travel medicine*. 2017;24(6). Epub 2017/11/01.
- Rahim MASMS, Author A, Dept. of Medicine BSMMU, Bangladesh D, Dept. of Dermatology BDB, Correspondence A, et al. Clinicopathologic manifestation and outcome of dengue fever and dengue haemorrhagic fever. *Bangladesh Medical Research Council Bulletin*. 2005;31(1):36-45.
- Raina S, Raina RK, Agarwala N, Raina SK, Sharma R. Coinfections as an aetiology of acute undifferentiated febrile illness among adult patients in the sub-Himalayan region of north India. *Journal of vector borne diseases*. 2018;55(2):130-6. Epub 2018/10/04.
- Raith W, Gamillscheg A, Heinzl B, Nagel BHP, Koestenberger M, Beitzke A. Welchen Einfluss haben unterschiedliche Diagnosezeiten auf den Krankheitsverlauf von Kindern mit Kawasaki-Syndrom? Eine retrospektive monoinstitutionelle Analyse. *Klin Padiatr*. 2009;221(2):83-8.
- Rajagopala L, Satharasinghe RL, Karunarathna M. A rare case of dengue encephalopathy complicating a term pregnancy. *BMC research notes*. 2017;10(1):79. Epub 2017/02/06.
- Rajapakse S. Corticosteroids in the treatment of dengue illness. *Transactions of the Royal Society of Tropical Medicine and Hygiene*. 2009;103(2):122-6. Epub 2008/09/16.
- Rajmane Y, Shaikh S, Basha K, Reddy GE, Nair S, Kamath S, et al. Infant mouse brain passaged Dengue serotype 2 virus induces non-neurological disease with inflammatory spleen collapse in AG129 mice after splenic adaptation. *Virus research*. 2013;173(2):386-97. Epub 2013/01/23.
- Raju S, Kalyanaraman S, Swaminathan K, Nisha A, Praisid S. Hemophagocytic lymphohistiocytosis syndrome in Dengue hemorrhagic fever. *Indian journal of pediatrics*. 2014;81(12):1381-3. Epub 2014/04/15.
- Raju S, Kalyanaraman S, Swaminathan K, Nisha A, Praisid S. Hemophagocytic lymphohistiocytosis syndrome in dengue hemorrhagic Fever: authors' reply. *Indian journal of pediatrics*. 2015;82(6):576. Epub 2015/01/16.
- Ramachandran B, Balasubramanian S, Abhishek N, Ravikumar KG, Ramanan AV. Profile of hemophagocytic lymphohistiocytosis in children in a tertiary care hospital in India. *Indian pediatrics*. 2011;48(1):31-5. Epub 2010/10/26.
- Ramachandran VGDSRPHVMNS, Author A, Department of Microbiology UCoMS, Guru, Teg Bahadur Hospital DI, Department of Microbiology AlloM, et al. Chikungunya: a reemerging infection spreading during 2010 dengue fever outbreak in National Capital Region of India. *VirusDisease*. 2016;27(2):183-6.

- Raman RLM, Author A, Kanchi Kamakoti CT, Hospital CTMRFANR, Nungambakkam CI, Ai PIED, et al. Correlation of inferior vena cava ultrasound with packed cell volume and clinical condition in children with dengue fever. *Journal of Emergency Medicine, Trauma and Acute Care*. 2016;2016(3).
- Ramirez FA, Cuezco R, Sarrouf EB, Hilal FA, Alcaraz G, Nuñez Mrad R, et al. Seroprevalencia de anticuerpos contra dengue en niños de uno a nueve años luego de una epidemia, Aguilares, Tucumán, 2009. *Rev argent salud publica*. 2013;4(14):18-22.
- Ramos Geldres TT, García López Hortelano M, Baquero Artigao F, Montero Vega D, López Quintana B, Mellado Peña M. Dengue importado: arbovirolosis emergente en España. *Anales de pediatría (Barcelona, Spain : 2003)*. 2015;82(1):e165-e9.
- Ramos Geldres TT, Garcia Lopez-Hortelano M, Baquero-Artigao F, Montero Vega D, Lopez Quintana B, Mellado Pena MJ. [Imported dengue: an emerging arbovirolosis in Spain]. *Anales de pediatría (Barcelona, Spain : 2003)*. 2015;82(1):e165-9. Epub 2014/06/02. Dengue importado: arbovirolosis emergente en España.
- Ramos Geldres TT, García López-Hortelano M, Baquero-Artigao F, Montero Vega D, López Quintana B, Mellado Peña MJ. Dengue importado: arbovirolosis emergente en España. *Anales de pediatría (Barcelona, Spain : 2003)*. 2015;82(1):e165-9.
- Ramos-De La Medina A, Remes-Troche JM, Gonzalez-Medina MF, Anitua-Valdovinos Mdel M, Ceron T, Zamudio C, et al. [Abdominal and gastrointestinal symptoms of Dengue fever. Analysis of a cohort of 8559 patients]. *Gastroenterología y hepatología*. 2011;34(4):243-7. Epub 2011/04/09. Síntomas abdominales y gastrointestinales del dengue. Análisis de una cohorte de 8.559 pacientes.
- Ramos-De La Medina A, Remes-Troche JM, González-Medina MF, Anitúa-Valdovinos MdM, Cerón T, Zamudio C, et al. Síntomas abdominales y gastrointestinales del dengue. Análisis de una cohorte de 8.559 pacientes. *Gastroenterología y hepatología*. 2011;34(4):243-7.
- Ramzan M, Yadav SP, Dinand V, Sachdeva A. Dengue fever causing febrile neutropenia in children with acute lymphoblastic leukemia: an unknown entity. *Hematology/oncology and stem cell therapy*. 2013;6(2):65-7. Epub 2013/06/13.
- Randrianasolo L, Raelina Y, Ratsitorahina M, Ravolomanana L, Andriamandimby S, Heraud JM, et al. Sentinel surveillance system for early outbreak detection in Madagascar. *BMC public health*. 2010;10:31. Epub 2010/01/23.
- Rangaswamy M, Prabhu, Nandini NM, Manjunath GV. Bone marrow examination in pancytopenia. *Journal of the Indian Medical Association*. 2012;110(8):560-2, 6. Epub 2013/06/08.
- Ranjit SKNSS, Author A, Pediatric Icu AH, Grems Rd CI, Department of Pediatrics UoBC, Vancouver BCC, et al. Dengue viral infections and shock syndromes: An overview. *Journal of Pediatric Infectious Diseases*. 2009;4(2):107-17.
- Rankine-Mullings A, Reid ME, Moo Sang M, Richards-Dawson MA, Knight-Madden JM. A Retrospective Analysis of the Significance of Haemoglobin SS and SC in Disease Outcome in Patients With Sickle Cell Disease and Dengue Fever. *EBioMedicine*. 2015;2(8):937-41. Epub 2015/10/02.
- Rao VS, Kumar MN. A new intelligence-based approach for computer-aided diagnosis of Dengue fever. *IEEE transactions on information technology in biomedicine : a publication of the IEEE Engineering in Medicine and Biology Society*. 2012;16(1):112-8. Epub 2011/10/20.
- Rastogi R, Garg B. Findings at brain MRI in children with dengue fever and neurological symptoms. *Pediatric radiology*. 2016;46(1):139-44. Epub 2015/07/29.
- Rathakrishnan A, Klekamp B, Wang SM, Komarasamy TV, Natkunam SK, Sathar J, et al. Clinical and immunological markers of dengue progression in a study cohort from a hyperendemic area in Malaysia. *PloS one*. 2014;9(3):e92021. Epub 2014/03/22.
- Rathakrishnan A, Wang SM, Hu Y, Khan AM, Ponnampalavanar S, Lum LC, et al. Cytokine expression profile of dengue patients at different phases of illness. *PloS one*. 2012;7(12):e52215. Epub 2013/01/04.
- Rau R, Mensing M. Evaluation der Public-Health-Intervention "Gesunder Niederrhein ... gegen den Schlaganfall"; durch Telefonbefragungen: Vergleich des Schlaganfallwissens der Erwachsenenbevölkerung am Niederrhein, Kreis Wesel, 2002 und 2008. *Med Klin (Munich)*. 2009;104(10):799-805.
- Read JST-VBSGLORAT-TSCSG-GCRLP-PJM, Author A, Centers for Disease Control a, Prevention SJPR, Department o, Pediatrics SLsEH-PHSU, et al. Zika virus quantitative pcr results among symptomatic pediatric patients. *American journal of tropical medicine and hygiene*. 2017;97(5 Supplement 1):42.
- Reddy KR, Basavaraja GV, Shivananda. Furosemide infusion in children with dengue fever and hypoxemia. *Indian pediatrics*. 2014;51(4):303-5. Epub 2014/05/16.
- Regan GM, Ho WL, Limaye S, Keogan MT, Murphy GM. Sweet's syndrome in association with common variable immunodeficiency. *Clin Exp Dermatol*. 2009;34(2):192-4.
- Regmi L, Pandey K, Malla M, Khanal S, Pandey BD. Sero-epidemiology study of leptospirosis in febrile patients from Terai region of Nepal. *BMC infectious diseases*. 2017;17(1):628. Epub 2017/09/20.
- Reichert C, Wenghoefer M, Kutschera E, Götz W, Jäger A. Alveolenerhalt mit einem nanopartikulärem Hydroxylapatit verringert den Ausprägungsgrad von Gingivaduplikaturen - eine prospektive klinische Studie. *J Orofac Orthop*. 2014;75(1):7-15.

- Reif P, Haas J, Schöll W, Lang U. Reduktion der operativen Entbindungsrate durch den Einsatz von Mikrobiutuntersuchungen bei auffälligem CTG unter Berücksichtigung des Gestationsalters. *Z Geburtshilfe Neonatol.* 2011;215(5):194-8.
- Reilly MW, Kuehne EA. Dengue fever in a 16-year-old girl after travel in Asia. *J Pediatr Health Care.* 2013;27(4):308-11.
- Reller ME, Akoroda U, Nagahawatte A, Devasiri V, Kodikaarachchi W, Strouse JJ, et al. Chikungunya as a cause of acute febrile illness in southern Sri Lanka. *PLoS one.* 2013;8(12):e82259. Epub 2013/12/07.
- Reller ME, Bodinayake C, Nagahawatte A, Devasiri V, Kodikara-Arachichi W, Strouse JJ, et al. Unsuspected dengue and acute febrile illness in rural and semi-urban southern Sri Lanka. *Emerging infectious diseases.* 2012;18(2):256-63. Epub 2012/02/07.
- Reller ME, de Silva AM, Miles JJ, Jadi RS, Broadwater A, Walker K, et al. Unsuspected Dengue as a Cause of Acute Febrile Illness in Children and Adults in Western Nicaragua. *PLoS neglected tropical diseases.* 2016;10(10):e0005026. Epub 2016/10/30.
- Restrepo BN, Piedrahita LD, Agudelo IY, Marin K, Ramirez R. [Dengue infection: A common cause of febrile syndrome in patients from Quibdo, Choco, Colombia]. *Biomedica : revista del Instituto Nacional de Salud.* 2015;35(1):131-7. Epub 2015/07/07. Infeccion por dengue: una causa frecuente de sindrome febril en pacientes de Quibdo, Choco, Colombia.
- Restrepo BN, Piedrahita LD, Agudelo IY, Marín K, Ramírez R. Infección por dengue: una causa frecuente de síndrome febril en pacientes de Quibdó, Chocó, Colombia. *Biomedica : revista del Instituto Nacional de Salud.* 2015;35(1):131-7.
- Restrepo BNBMEGYRRELGWDFJPLDOJE, Author A, Instituto Colombiano de Medicina T, Universidad Ces SAC, Biogen Idec CMA, United S, et al. Frequency and clinical manifestations of dengue in urban Medellín, Colombia. *Journal of Tropical Medicine.* 2014;2014(872608).
- Restrepo Jaramillo BN, Isaza DM, Salazar CL, Ramírez JL, Ramírez RE, Alvarez G. Transmisión vertical y transferencia placentaria de anticuerpos contra el dengue. *Salud(i)cienza (Impresa).* 2013;20(1):17-22.
- Restrepo Jaramillo BNIDMSCLRJLRREAG, Author A, Instituto, Colombiano de Medicina Tropical UCESSS, Colombia, Universidad d, et al. Vertical transmission and transplacental antibody transfer in dengue infection ORIGINAL (NON-ENGLISH) TITLE Transmisión vertical y transferencia placentaria de anticuerpos contra el dengue. *Salud(i)Ciencia.* 2013;20(1):17-22.
- Revised surveillance case definitions. *Communicable diseases intelligence quarterly report.* 2015;39(4):E599-601. Epub 2016/01/19.
- Rezza G, El-Sawaf G, Faggioni G, Vescio F, Al Ameri R, De Santis R, et al. Co-circulation of Dengue and Chikungunya Viruses, Al Hudaydah, Yemen, 2012. *Emerging infectious diseases.* 2014;20(8):1351-4. Epub 2014/07/26.
- Rianthavorn P, Wuttirattanakowit N, Prianantathavorn K, Limpaphayom N, Theamboonlers A, Poovorawan Y. Evaluation of a rapid assay for detection of IgM antibodies to chikungunya. *The Southeast Asian journal of tropical medicine and public health.* 2010;41(1):92-6. Epub 2010/06/29.
- Ribeiro CF, Lopes VG, Brasil P, Coelho J, Muniz AG, Nogueira RM. Perinatal transmission of dengue: a report of 7 cases. *The Journal of pediatrics.* 2013;163(5):1514-6. Epub 2013/08/07.
- Ricama-Antay F, Diaz-Melon K, Silva-Caso W, Del Valle LJ, Aguilar-Luis MA, Vasquez-Achaya F, et al. Molecular detection and clinical characteristics of Bartonella bacilliformis, Leptospira spp., and Rickettsia spp. in the Southeastern Peruvian Amazon basin. *BMC infectious diseases.* 2018;18(1):618. Epub 2018/12/06.
- Ridde V, Agier I, Bonnet E, Carabali M, Dabire KR, Fournet F, et al. Presence of three dengue serotypes in Ouagadougou (Burkina Faso): research and public health implications. *Infectious diseases of poverty.* 2016;5:23. Epub 2016/04/06.
- Riddell A, Chuansumrit A, El-Ekiaby M, Nair SC. Diagnostic laboratory for bleeding disorders ensures efficient management of haemorrhagic disorders. *Haemophilia : the official journal of the World Federation of Hemophilia.* 2016;22 Suppl 5:90-5. Epub 2016/07/14.
- Riebel T, Scheer I. Subkutanen Granuloma annulare: eine nicht zu vergessende Differenzialdiagnose bei expansiven (Weichteil-) Läsionen an den unteren Extremitäten von jungen Kindern. *Ultraschall Med.* 2011;32(6):604-7.
- Rigau-Pérez JG, Author A, Centros Contr. y Prevencion Enferm CND, Enferm. Infecciosas SJPR, San Juan Laboratories CDCcCSJ, Rico P, et al. Clinical manifestations of dengue hemorrhagic fever in Puerto Rico, 1990-1991 ORIGINAL (NON-ENGLISH) TITLE Manifestaciones clinicas del dengue hemorragico en Puerto Rico, 1990-1991. *Revista Panamericana de Salud Publica/Pan American Journal of Public Health.* 1997;1(6):435-43.
- Riswari SF, Ma'roef CN, Djahuri H, Kosasih H, Perkasa A, Yudhaputri FA, et al. Study of viremic profile in febrile specimens of chikungunya in Bandung, Indonesia. *Journal of clinical virology : the official publication of the Pan American Society for Clinical Virology.* 2016;74:61-5. Epub 2015/12/19.
- Rivera J, Neira M, Parra E, Mendez J, Sarmiento L, Caldas ML. [Detection of dengue virus antigen in post-mortem tissues]. *Biomedica : revista del Instituto Nacional de Salud.* 2014;34(4):514-20. Epub 2014/12/17. Deteccion de antigenos del virus del dengue en tejidos post mortem.

- Rivera J, Neira M, Parra E, Méndez J, Sarmiento L, Caldas ML. Detección de antígenos del virus del dengue en tejidos post mórtem. *Biomedica : revista del Instituto Nacional de Salud*. 2014;34(4):514-20.
- Rivera Rodríguez IJ, Puig Rivera AA, Morales-Borges RH. [Exploration study of knowledge and attitudes related to prevention and transmission of dengue in Puerto Rico in 2012]. *Boletín de la Asociación Médica de Puerto Rico*. 2013;105(2):28-35. Epub 2013/07/26. Estudio de exploración de conocimientos y actitudes en relación a la prevención y transmisión del dengue en Puerto Rico en el 2012.
- Roberts DJ, Weatherall DJ. Introduction: The Complexity and Challenge of Preventing, Treating, and Managing Blood Diseases in the Developing Countries. *Hematol Oncol Clin North Am*. 2016;30(2):233-46.
- Robinson ML, Durbin AP. Dengue vaccines: implications for dengue control. *Current opinion in infectious diseases*. 2017;(no pagination).
- Robinson ML, KDKSBURPVCMIKSSJBABRKA, Author A, Johns Hopkins University School of Medicine BUS, Byramjee J, Government Medical College-Johns Hopkins University Clinical Research S, Pune I, et al. Vector-borne disease is a common cause of hospitalized febrile illness in India. *American journal of tropical medicine and hygiene*. 2018;98(5):1526-33.
- Rocha BAM, Guilarde AO, Argolo A, Tassara MP, da Silveira LA, Junqueira IC, et al. Dengue-specific serotype related to clinical severity during the 2012/2013 epidemic in centre of Brazil. *Infectious diseases of poverty*. 2017;6(1):116. Epub 2017/08/03.
- Rocha C, Morrison AC, Forshey BM, Blair PJ, Olson JG, Stancil JD, et al. Comparison of two active surveillance programs for the detection of clinical dengue cases in Iquitos, Peru. *The American journal of tropical medicine and hygiene*. 2009;80(4):656-60. Epub 2009/04/07.
- Rocha LA, Taulil PL. [Dengue in children: clinical and epidemiological characteristics, Manaus, State of Amazonas, 2006 and 2007]. *Revista da Sociedade Brasileira de Medicina Tropical*. 2009;42(1):18-22. Epub 2009/03/17. Dengue em criança: aspectos clínicos e epidemiológicos, Manaus, Estado do Amazonas, no período de 2006 e 2007.
- Rocha LAd, Taulil PL. Dengue em criança: aspectos clínicos e epidemiológicos, Manaus, Estado do Amazonas, no período de 2006 e 2007. *Revista da Sociedade Brasileira de Medicina Tropical*. 2009;42(1):18-22.
- Rochat MK, Gehri M. Pädiatrische Notfälle - das Wichtigste in Kürze für den Allgemeinmediziner. *Ther Umsch*. 2013;70(11):653-60.
- Rocklöv J, Lohr W, Hjertqvist M, Wilder-Smith A. Attack rates of dengue fever in Swedish travellers. *Scandinavian journal of infectious diseases*. 2014;46(6):412-7. Epub 2014/04/11.
- Rodrigues RS, Brum AL, Paes MV, Povoá TF, Basilio-de-Oliveira CA, Marchiori E, et al. Lung in dengue: computed tomography findings. *PloS one*. 2014;9(5):e96313. Epub 2014/05/20.
- Rodriguez Rodriguez D, Garza Rodriguez M, Chavarria AM, Ramos-Jimenez J, Rivera MA, Tamez RC, et al. Dengue virus antibodies in blood donors from an endemic area. *Transfusion medicine (Oxford, England)*. 2009;19(3):125-31. Epub 2009/07/02.
- Rodríguez-Barraquer I, Buathong R, Iamsirithaworn S, Nisalak A, Lessler J, Jarman RG, et al. Revisiting Rayong: shifting seroprofiles of dengue in Thailand and their implications for transmission and control. *Am J Epidemiol*. 2014;179(3):353-60.
- Rodriguez-Morales AJ, Cardona-Ospina JA, Ramirez-Jaramillo V, Gaviria JA, Gonzalez-Moreno GM, Castrillon-Spitia JD, et al. Diagnosis and outcomes of pregnant women with Zika virus infection in two municipalities of Risaralda, Colombia: Second report of the ZIKERNOL study. *Travel medicine and infectious disease*. 2018;25:20-5. Epub 2018/06/13.
- Rodriguez-Torres J, Author A, Fundacion Hospital San Jose PS, Carrera 8a. No BvdCC, Correspondence A, J. Rodriguez-Torres FHSJPS, et al. Dengue - A global epidemic. *International Pediatrics*. 2006;21(4):249-50.
- Rodríguez-Villamarín FR, Prieto-Suárez E, Escandón PL, de la Hoz Restrepo F. Proporción de leptospirosis y factores relacionados en pacientes con diagnóstico presuntivo de dengue, 2010-2012. *Revista de salud pública (Bogotá, Colombia)*. 2014;16(4):597-609.
- Rogan DCKJA, Author A, Montefiore Medical Center BUS, Correspondence A, D.C. Rogan MMBUS, Full Record Entry D. Chikungunya: A microbe on the move. *Journal of General Internal Medicine*. 2015;30 SUPPL. 2:S377.
- Rohrbach M. Tumoren der Iris--eine besondere Herausforderung für den Augenarzt. *Klin Monbl Augenheilkd*. 2010;227(5):423-4.
- Rojas Jaimes JE, Ramos Castillo J. Características de los exámenes de laboratorio en pacientes con dengue grave en un hospital de Puerto Maldonado-Perú. *An Fac Med (Perú)*. 2014;75(3):259-63.
- Romanelli RMDc, Carellos EVM, Lima MAF, Diniz LO, Carvalho ALd, Wakabayashi EA, et al. Estudo transversal do perfil das infecções congênitas atendidas entre 2012 e 2014 em um centro de referência em Belo Horizonte, Minas Gerais. *Rev méd Minas Gerais*. 2016;26(supl. 2):7-16.
- Romero-Santacruz E, Lira-Canul JJ, Pacheco-Tugores F, Palma-Chan AG. [Neonatal Dengue. Presentation of clinical cases]. *Ginecología y obstetricia de Mexico*. 2015;83(5):308-15. Epub 2015/08/04. Dengue neonatal. Presentación de casos clínicos.
- Romero-Santacruz E, Lira-Canul JJ, Pacheco-Tugores F, Palma-Chan AG. Dengue neonatal. Presentación de casos clínicos. *Ginecología y obstetricia de Mexico*. 2015;83(5):308-15.

- Romero-Vega L, Pacheco O, de la Hoz-Restrepo F, Diaz-Quijano FA. Evaluation of dengue fever reports during an epidemic, Colombia. *Revista de saude publica*. 2014;48(6):899-905. Epub 2015/06/04.
- Rosenberger KD, Lum L, Alexander N, Junghanss T, Wills B, Jaenisch T. Vascular leakage in dengue--clinical spectrum and influence of parenteral fluid therapy. *Tropical medicine & international health : TM & IH*. 2016;21(3):445-53. Epub 2016/01/12.
- Rosenfeld J, Kiese-Himmel C. Vergleichende Analyse aktueller Untersuchungsinstrumente zur Früherkennung von Sprachentwicklungsretardationen in den pädiatrischen Vorsorgeuntersuchungen U7/U7A. *Gesundheitswesen*. 2011;73(10):668-79.
- Rothman AL. T lymphocyte responses to heterologous secondary dengue virus infections. *Annals of the New York Academy of Sciences*. 2009;1171 Suppl 1:E36-41. Epub 2009/09/16.
- Rowe ELYSWJGTTLGVCLLKLDC, Author A, Tan Tock Seng Hospital SS, Correspondence A, E. Rowe TTSRSS, Full Record Entry D. Dengue in the elderly in Singapore. *American journal of tropical medicine and hygiene*. 2013;89(5 SUPPL. 1):40.
- Rubens Costa Lima J, Rouquayrol MZ, Monteiro Callado MR, Florindo Guedes MI, Pessoa C. Interpretation of the presence of IgM and IgG antibodies in a rapid test for dengue: analysis of dengue antibody prevalence in Fortaleza City in the 20th year of the epidemic. *Revista da Sociedade Brasileira de Medicina Tropical*. 2012;45(2):163-7. Epub 2012/04/27.
- Ruiz-Pacheco JA, Vivanco-Cid H, Izaguirre-Hernandez IY, Estrada-Garcia I, Arriaga-Pizano L, Chacon-Salinas R, et al. TREM-1 modulation during early stages of dengue virus infection. *Immunology letters*. 2014;158(1-2):183-8. Epub 2014/01/23.
- Rüter M. Einfluss von Expansionen auf den Grammatikerwerb von Kindern mit Cochleaimplantat. *HNO*. 2011;59(4):360-5.
- Saba Villarreal PM, Nurtop E, Pastorino B, Roca Y, Drexler JF, Gallian P, et al. Zika virus epidemiology in Bolivia: A seroprevalence study in volunteer blood donors. *PLoS neglected tropical diseases*. 2018;12(3):e0006239. Epub 2018/03/08.
- Sabchareon A, Lang J, Chanthavanich P, Yoksan S, Forrat R, Attanath P, et al. Safety and immunogenicity of tetravalent live-attenuated dengue vaccines in Thai adult volunteers: role of serotype concentration, ratio, and multiple doses. *American journal of tropical medicine and hygiene*. 2002;66(3):264-72.
- Sabchareon A, Sirivichayakul C, Limkittikul K, Chanthavanich P, Suvannadabba S, Jiwariyavej V, et al. Dengue infection in children in Ratchaburi, Thailand: a cohort study. I. Epidemiology of symptomatic acute dengue infection in children, 2006-2009. *PLoS neglected tropical diseases*. 2012;6(7):e1732. Epub 2012/08/04.
- Sabchareon A, Wallace D, Sirivichayakul C, Limkittikul K, Chanthavanich P, Suvannadabba S, et al. Protective efficacy of the recombinant, live-attenuated, CYD tetravalent dengue vaccine in Thai schoolchildren: a randomised, controlled phase 2b trial. *Lancet (London, England)*. 2012;380(9853):1559-67. Epub 2012/09/15.
- Sacchetto L, Zauli DAG, Costa GB, Guagliardo SAJ, Alvim LB, Marinho FLO, et al. Screening for Zika virus RNA in sera of suspected cases: a retrospective cross-sectional study. *Virology journal*. 2018;15(1):155. Epub 2018/10/12.
- Sacramento RH, de Melo Braga DN, Sacramento FF, de Carvalho Araujo FM, Lima AA, de Lima Pompeu MM, et al. Death by dengue fever in a Brazilian child: a case report. *BMC research notes*. 2014;7:855. Epub 2014/11/28.
- Saez-Llorens X, Tricou V, Yu D, Rivera L, Jimeno J, Villarreal AC, et al. Immunogenicity and safety of one versus two doses of tetravalent dengue vaccine in healthy children aged 2-17 years in Asia and Latin America: 18-month interim data from a phase 2, randomised, placebo-controlled study. *Lancet infectious diseases*. 2017;(no pagination).
- Saez-Llorens X, Tricou V, Yu D, Rivera L, Tuboi S, Garbes P, et al. Safety and immunogenicity of one versus two doses of Takeda's tetravalent dengue vaccine in children in Asia and Latin America: interim results from a phase 2, randomised, placebo-controlled study. *The Lancet Infectious diseases*. 2017;17(6):615-25. Epub 2017/04/04.
- Saha AK, Maitra S, Hazra S. Spectrum of hepatic dysfunction in 2012 dengue epidemic in Kolkata, West Bengal. *Indian journal of gastroenterology : official journal of the Indian Society of Gastroenterology*. 2013;32(6):400-3. Epub 2013/09/17.
- Saha K, Ghosh M, Firdaus R, Biswas A, Seth B, Bhattacharya D, et al. Changing pattern of dengue virus serotypes circulating during 2008-2012 and reappearance of dengue serotype 3 may cause outbreak in Kolkata, India. *Journal of medical virology*. 2016;88(10):1697-702. Epub 2016/03/19.
- Sahadeo N, Mohammed H, Allicock OM, Auguste AJ, Widen SG, Badal K, et al. Molecular Characterisation of Chikungunya Virus Infections in Trinidad and Comparison of Clinical and Laboratory Features with Dengue and Other Acute Febrile Cases. *PLoS neglected tropical diseases*. 2015;9(11):e0004199. Epub 2015/11/19.
- Sahu DRSDRKTNPVKSR, Author A, Department of B, Jawaharlal Institute of Postgraduate Medical E, Research, Puducherry I, et al. Matrix metalloproteinases biomarkers in early diagnosis of severity among pediatric dengue infections. *Indian Journal of Clinical Biochemistry*. 2017;32(1 Supplement 1):S100-S1.
- Sahu R, Verma R, Jain A, Garg RK, Singh MK, Malhotra HS, et al. Neurologic complications in dengue virus infection: a prospective cohort study. *Neurology*. 2014;83(18):1601-9. Epub 2014/09/26.
- Saleem FIMISMJAT, Author A, Mayo Hospital L, Pakistan, K. E. Medical University LP, Sctc Leading Biostatistics P, et al. Knowledge, Attitude & Practices towards Dengue Fever: Comparison between community and health care professionals. *Pakistan Journal of Medical and Health Sciences*. 2017;11(4):1419-22.

- Salgado D, Zabaleta TE, Hatch S, Vega MR, Rodriguez J. Use of pentoxifylline in treatment of children with dengue hemorrhagic fever. *The Pediatric infectious disease journal*. 2012;31(7):771-3.
- Salgado DM, Eltit JM, Mansfield K, Panqueba C, Castro D, Vega MR, et al. Heart and skeletal muscle are targets of dengue virus infection. *The Pediatric infectious disease journal*. 2010;29(3):238-42. Epub 2009/12/25.
- Salgado DM, Rodriguez JA, Lozano Ldel P, Zabaleta TE. [Perinatal dengue]. *Biomedica : revista del Instituto Nacional de Salud*. 2013;33 Suppl 1:14-21. Epub 2014/03/22. Dengue perinatal.
- Salgado DM, Rodríguez JA, Lozano LdP, Zabaleta TE. Dengue perinatal. *Biomedica : revista del Instituto Nacional de Salud*. 2013;33 Suppl 1:14-21.
- Salian ABACYRCKKPPK, Author A, Department of B, Manipal KI, Department of Pediatrics KM, College MUMKI, et al. Acute viral myositis with myoglobinuria. *Indian Journal of Clinical Biochemistry*. 2015;30 SUPPL. 1:S123.
- Salje H, Cummings DAT, Rodriguez-Barraquer I, Katzelnick LC, Lessler J, Klungthong C, et al. Reconstruction of antibody dynamics and infection histories to evaluate dengue risk. *Nature*. 2018;557(7707):719-23. Epub 2018/05/26.
- Sam SS, Omar SF, Teoh BT, Abd-Jamil J, AbuBakar S. Review of Dengue hemorrhagic fever fatal cases seen among adults: a retrospective study. *PLoS neglected tropical diseases*. 2013;7(5):e2194. Epub 2013/05/10.
- Sam SS, Teoh BT, Chinna K, AbuBakar S. High producing tumor necrosis factor alpha gene alleles in protection against severe manifestations of dengue. *International journal of medical sciences*. 2015;12(2):177-86. Epub 2015/01/16.
- Samanta M, Kundu CK, Guha G, Chatterjee S. Unique neurological manifestations of dengue virus in pediatric population: a case series. *Journal of tropical pediatrics*. 2012;58(5):398-401. Epub 2012/01/14.
- Sampson DL, Fox BA, Yager TD, Bhide S, Cermelli S, McHugh LC, et al. A Four-Biomarker Blood Signature Discriminates Systemic Inflammation Due to Viral Infection Versus Other Etiologies. *Scientific reports*. 2017;7(1):2914. Epub 2017/06/08.
- Sánchez G, Nova J, Arias N. Prácticas frente a la radiación ultravioleta y características epidemiológicas de un grupo de pacientes con carcinoma basocelular en un centro de referencia nacional den Colombia. *Rev colomb cancerol*. 2010;14(3):144-51.
- Sanchez-Carbonel J, Tantalean-Yopez D, Aguilar-Luis MA, Silva-Caso W, Weigl P, Vasquez-Achaya F, et al. Identification of infection by Chikungunya, Zika, and Dengue in an area of the Peruvian coast. *Molecular diagnosis and clinical characteristics*. *BMC research notes*. 2018;11(1):175. Epub 2018/03/16.
- Sanchez-Valdez E, Delgado-Aradillas M, Torres-Martinez JA, Torres-Benitez JM. Clinical response in patients with dengue fever to oral calcium plus vitamin D administration: study of 5 cases. *Proceedings of the Western Pharmacology Society*. 2009;52:14-7. Epub 2009/01/01.
- Sa-Ngamuang C, Haddawy P, Luvira V, Piyaphanee W, Iamsirithaworn S, Lawpoolsri S. Accuracy of dengue clinical diagnosis with and without NS1 antigen rapid test: Comparison between human and Bayesian network model decision. *PLoS neglected tropical diseases*. 2018;12(6):e0006573. Epub 2018/06/19.
- Sa-Ngasang A, Ohashi J, Naka I, Anantapreecha S, Sawanpanyalert P, Patarapotikul J. Association of IL1B -31C/T and IL1RA variable number of an 86-bp tandem repeat with dengue shock syndrome in Thailand. *The Journal of infectious diseases*. 2014;210(1):138-45. Epub 2014/01/22.
- Sa-Nguanraksa D, Kooptiwut S, Chuangsuwanich T, Pongpruttipan T, Malasit P, P OC. Vascular endothelial growth factor polymorphisms affect gene expression and tumor aggressiveness in patients with breast cancer. *Molecular medicine reports*. 2014;9(3):1044-8. Epub 2014/01/10.
- Santiago GA, Vergne E, Quiles Y, Cosme J, Vazquez J, Medina JF, et al. Analytical and clinical performance of the CDC real time RT-PCR assay for detection and typing of dengue virus. *PLoS neglected tropical diseases*. 2013;7(7):e2311. Epub 2013/07/23.
- Santos FdJ, Silveira RdS, Cardoso FdO, Silva AMLd, Oliveira JEd, Portugal LG, et al. Perfil hematológico e sorológico dos pacientes suspeitos de dengue atendidos no centro de saúde escola Germano Sinval Faria – ENSP/FIOCRUZ durante a epidemia de 2008 no Rio de Janeiro. *Rev bras anal clin*. 2011;43(2):89-92.
- Santos GBGd. Fatores associados à ocorrência de casos graves de dengue: análise dos anos epidêmicos de 2007-2008 no Rio de Janeiro. 2012:iv,137-iv,.
- Saraya A, Mahavithakanont A, Shuangshoti S, Sittidetboripat N, Deesudchit T, Callahan M, et al. Autoimmune causes of encephalitis syndrome in Thailand: prospective study of 103 patients. *BMC neurology*. 2013;13:150. Epub 2013/10/22.
- Sarmah PHARCNR, Author A, Department of Microbiology S, Institute of Medical Sciences BI, Department of Microbiology JJM, Medical College DKI, et al. Serodiagnosis and clinical profile of dengue virus infection in patients presenting to a tertiary care hospital. *Journal of Pure and Applied Microbiology*. 2014;8(4):3209-12.
- Sarti E, L'Azou M, Mercado M, Kuri P, Siqueira JB, Jr., Solis E, et al. A comparative study on active and passive epidemiological surveillance for dengue in five countries of Latin America. *International journal of infectious diseases : IJID : official publication of the International Society for Infectious Diseases*. 2016;44:44-9. Epub 2016/02/03.
- Sasmono RT, Perkasa A, Yohan B, Haryanto S, Yudhaputri FA, Hayati RF, et al. Chikungunya Detection during Dengue Outbreak in Sumatra, Indonesia: Clinical Manifestations and Virological Profile. *The American journal of tropical medicine and hygiene*. 2017;97(5):1393-8. Epub 2017/10/11.

- Sasmono RT, Taurel AF, Prayitno A, Sitompul H, Yohan B, Hayati RF, et al. Dengue virus serotype distribution based on serological evidence in pediatric urban population in Indonesia. *PLoS neglected tropical diseases*. 2018;12(6):e0006616. Epub 2018/06/29.
- Sasmono RT, Wahid I, Trimarsanto H, Yohan B, Wahyuni S, Hertanto M, et al. Genomic analysis and growth characteristic of dengue viruses from Makassar, Indonesia. *Infection, genetics and evolution : journal of molecular epidemiology and evolutionary genetics in infectious diseases*. 2015;32:165-77. Epub 2015/03/19.
- Saswat T, Kumar A, Kumar S, Mamidi P, Muduli S, Debata NK, et al. High rates of co-infection of Dengue and Chikungunya virus in Odisha and Maharashtra, India during 2013. *Infection, genetics and evolution : journal of molecular epidemiology and evolutionary genetics in infectious diseases*. 2015;35:134-41. Epub 2015/08/08.
- Saswat T, MSNDKCS, Author A, Infectious, Disease Biology IoLSNSB, Odisha I, Department of Microbiology IMS, et al. Trend of dengue and chikungunya virus co-infection in Odisha, India from 2013 to 2016. *VirusDisease*. 2018;29(2):242.
- Sawasdivorn SVSSMIS, Author A, Paediatric Department SMC, Bangkok T, Division of Epidemiology MoPH, Correspondence A, et al. Efficacy of clinical diagnosis of dengue fever in paediatric age groups as determined by WHO case definition 1997 in Thailand. *Dengue Bulletin*. 2001;25:56-64.
- Scaggs Huang FA, Schlaudecker E. Fever in the Returning Traveler. *Infectious disease clinics of North America*. 2018;32(1):163-88. Epub 2018/02/07.
- Scalioni LdP, Cruz HM, de Paula VS, Miguel JC, Marques VA, Villela-Nogueira CA, et al. Performance of rapid hepatitis C virus antibody assays among high- and low-risk populations. *Journal of clinical virology : the official publication of the Pan American Society for Clinical Virology*. 2014;60(3):200-5.
- Schieffelin JS, Costin JM, Nicholson CO, Orgeron NM, Fontaine KA, Isern S, et al. Neutralizing and non-neutralizing monoclonal antibodies against dengue virus E protein derived from a naturally infected patient. *Virology journal*. 2010;7:28. Epub 2010/02/06.
- Schmid MA, Gonzalez KN, Shah S, Pena J, Mack M, Talarico LB, et al. Influenza and dengue virus co-infection impairs monocyte recruitment to the lung, increases dengue virus titers, and exacerbates pneumonia. *European journal of immunology*. 2017;47(3):527-39. Epub 2016/12/21.
- Schmid MAGKNFAHE, Author A, Division of Infectious Diseases a, Vaccinology SoPHUoCB, United S, Laboratorio Nacional de Virología CND, et al. Dengue and influenza virus co-infection increases morbidity, mortality and viral load in wild-type mice. *American journal of tropical medicine and hygiene*. 2012;87(5 SUPPL. 1):190.
- Schmid MGKNFALEHE, Author A, Division of Infectious D, and Vaccinology SoPHUoCB, Berkeley US, Sustainable Sciences Institute MN, et al. Sequential infection with dengue and influenza viruses affects disease severity in mice. *American journal of tropical medicine and hygiene*. 2013;89(5 SUPPL. 1):37.
- Schmidt AJ, Marcus U. Defizite in den Angeboten zur STI-Diagnostik für Männer mit gleichgeschlechtlichen Sexualkontakten in deutschsprachigen Städten : Ergebnisse des Europäischen MSM-Internet-Surveys (EMIS). *Bundesgesundheitsblatt Gesundheitsforschung Gesundheitsschutz*. 2013;56(12):1609-18.
- Schmidt WP, Suzuki M, Thiem VD, White RG, Tsuzuki A, Yoshida LM, et al. Population density, water supply, and the risk of dengue fever in Vietnam: cohort study and spatial analysis. *PLoS medicine*. 2011;8(8):e1001082. Epub 2011/09/16.
- Schmidt WP, Suzuki M, Thiem VD, Yoshida LM, Matsubayashi T, Yanai H, et al. User fee exemption does not affect lower rates of hospital admission of girls in Vietnam. *Health policy and planning*. 2012;27(7):582-9. Epub 2011/12/22.
- Schuh A, Hönle W. Angeborener muskulärer Schiefhals. Wie bekommt man den gerade? *MMW Fortschr Med*. 2009;151(11):5-.
- Schwaiger J, Aberle JH, Stiasny K, Knapp B, Schreiner W, Fae I, et al. Specificities of human CD4+ T cell responses to an inactivated flavivirus vaccine and infection: correlation with structure and epitope prediction. *Journal of virology*. 2014;88(14):7828-42. Epub 2014/05/03.
- Schwesig R, Neumann S, Richter D, Kauert R, Becker S, Esperer HD, et al. Der Einfluss des Therapeutischen Reitens auf den Gang und die Haltungsregulation. *Sportverletz Sportschaden*. 2009;23(2):84-94.
- Scott LJ. Tetravalent Dengue Vaccine: A Review in the Prevention of Dengue Disease. *Drugs*. 2016;76(13):1301-12. Epub 2016/08/11.
- Scott RM, Eckels KH, Bancroft WH, Summers PL, McCown JM, Anderson JH, et al. Dengue 2 vaccine: dose response in volunteers in relation to yellow fever immune status. *Journal of infectious diseases*. 1983;148(6):1055-60.
- Secretaría de S. Intervenciones de enfermería para la valoración y manejo del dolor agudo en niñas y niños de 3 a 6 años. *Guías de Práctica Clínica de Enfermería*. 2016:46-.
- Seijo A, Morales A, Poustis G, Romer Y, Efron E, Vilora G, et al. [Outbreak of St. Louis encephalitis in the Metropolitan Buenos Aires Area]. *Medicina*. 2011;71(3):211-7. Epub 2011/07/13. Brote de encefalitis de San Luis en el area metropolitana Buenos Aires.
- Seijo A, Morales A, Poustis G, Romer Y, Efron E, Vilora G, et al. Brote de encefalitis de San Luis en el Área Metropolitana Buenos Aires. *Medicina*. 2011;71(3):211-7.
- Seijo A, Romer Y, Espinosa M, Monroig J, Giamperetti S, Ameri D, et al. [Outbreak of indigenous dengue in the Buenos Aires Metropolitan Area. Experience of the F. J. Muniz Hospital]. *Medicina*. 2009;69(6):593-600. Epub

- 2010/01/08. Brote de dengue autoctono en el area metropolitana de Buenos Aires. Experiencia del Hospital de Enfermedades Infecciosas F. J. Muniz.
- Seijo A, Romer Y, Espinosa M, Monroig J, Giamperetti S, Ameri D, et al. Brote de dengue autóctono en el área metropolitana Buenos Aires: Experiencia del Hospital de Enfermedades Infecciosas F. J. Muñiz. *Medicina*. 2009;69(6):593-600.
- Seijo A, Romer Y, Espinosa M, Monroig J, Giamperetti S, Ameri D, et al. Brote de dengue autóctono en el área metropolitana de Buenos Aires. Experiencia del Hospital de Enfermedades Infecciosas F. J. Muñiz. *Medicina*. 2009;69(6):593-600.
- Seley CM, González LJ, Tornese ML, Marchesi Olid LS, Martínez FN, Rossi ML, et al. Dengue y fiebre hemorrágica dengue: su historia y su resurgimiento como problema de salud pública global: progresos y desafíos. *Prensa Med Argent*. 2009;96(7):395-406.
- Senn N, Luang-Suarkia D, Manong D, Siba PM, McBride WJ. Contribution of dengue fever to the burden of acute febrile illnesses in Papua New Guinea: an age-specific prospective study. *The American journal of tropical medicine and hygiene*. 2011;85(1):132-7. Epub 2011/07/08.
- Seshan V, Sarangan G, Sheriff K, Krishnasamy K, Palani G, Srikanth P. Serological, molecular and clinical correlates of dengue from a tertiary care centre in Chennai, India. *Archives of virology*. 2017;162(10):2983-8. Epub 2017/06/18.
- Shabbir BQHSFMF, Author A, Department of Medicine K, Edward Medical University MHL P, Department of Surgery SloMS, Lahore P, et al. Acute abdominal pain in dengue fever. *Pakistan Journal of Medical and Health Sciences*. 2012;6(1):155-8.
- Shafee MLMSPCJGS, Author A, Dept. of Community Medicine C, Anand Rao Institute of Medical Sciences BKI, Dept. of Pathology CARIoM, Sciences BKI, et al. Presentation and outcome of dengue epidemic in South India. *Indian Journal of Public Health Research and Development*. 2013;4(4):133-7.
- Shafie AA, Yeo HY, Coudeville L, Steinberg L, Gill BS, Jahis R, et al. The Potential Cost Effectiveness of Different Dengue Vaccination Programmes in Malaysia: A Value-Based Pricing Assessment Using Dynamic Transmission Mathematical Modelling. *PharmacoEconomics*. 2017;35(5):575-89. Epub 2017/02/17.
- Shah I, Author A, Department of Pediatrics BJW, Hospital for Children PMI, Correspondence A, I. Shah DWRMHMI, et al. Kawasaki's disease: An unusual presentation. *Journal of Cardiovascular Disease Research*. 2012;3(3):240-1.
- Shah IKB, Author A, Department of P, B.J. Wadia Hospital for Children PMI, Correspondence A, I. Shah DoPBjWHfCP, et al. Clinical and Laboratory abnormalities due to dengue hospitalized children in Mumbai in 2004. *Dengue Bulletin*. 2005;29:90-6.
- Shah PS, Ohlsson A, Shah JP. Continuous negative extrathoracic pressure or continuous positive airway pressure compared to conventional ventilation for acute hypoxaemic respiratory failure in children. *The Cochrane database of systematic reviews*. 2013(11):CD003699. Epub 2013/11/05.
- Shah SSBPMP, Author A, Department o, Pediatrics ABMHCP, Correspondence A, S.S. Shah DoPABMH, et al. Perinatal dengue infection: Two new cases. *Journal of Neonatal-Perinatal Medicine*. 2012;5(1):91-3.
- Shakeri-Nejad K, Aslanis V, Veldandi UK, Mooney L, Pezous N, Brendani B, et al. Effects of Therapeutic and Supratherapeutic Doses of Siponimod (BAF312) on Cardiac Repolarization in Healthy Subjects. *Clinical therapeutics*. 2015;37(11):2489-505.e2.
- Shamim M, Naqvi SZ. Dengue fever associated with acute scrotal oedema: two case reports. *JPMA The Journal of the Pakistan Medical Association*. 2011;61(6):601-3. Epub 2011/12/30.
- Shamim M. Frequency, pattern and management of acute abdomen in dengue fever in Karachi, Pakistan. *Asian journal of surgery*. 2010;33(3):107-13. Epub 2010/12/18.
- Shankar JAB, Author A, Kanchi Kamakoti Childs Trust Hosp N, Chennai I, Correspondence A, J. Shankar KKCTHNC, et al. Dengue haemorrhagic fever in a boy with Bombay blood group - A rare coincidence. *Indian Journal of Practical Pediatrics*. 2003;5(2):163-4.
- Sharma A, Charles K, Chadee D, Teelucksingh S. Dengue hemorrhagic fever in Trinidad and Tobago: a case for a conservative approach to platelet transfusion. *The American journal of tropical medicine and hygiene*. 2012;86(3):531-5. Epub 2012/03/10.
- Sharma P, Bhargava M, Sukhachev D, Datta S, Wattal C. LH750 hematology analyzers to identify malaria and dengue and distinguish them from other febrile illnesses. *International journal of laboratory hematology*. 2014;36(1):45-55. Epub 2013/06/19.
- Sharma P, Kumar CM, Patwari AK. Clinical profile of early diagnosed dengue fever in hospitalized children in South Delhi. *Indian journal of pediatrics*. 2014;81(9):975. Epub 2014/03/19.
- Sharma YKMSSPLKMJS, Author A, Department of Pathology HRHSFSDDAF, Mukherjee Nagar D-I, Correspondence A, Y. Sharma DoPHRSFSDDAF, et al. Seroprevalence and trend of dengue cases admitted to a Government hospital, Delhi - 5-year study (2006-2010): A look into the age shift. *International Journal of Preventive Medicine*. 2012;3(8):537-43.
- Sharmin R, Tabassum S, Mamun KZ, Nessa A, Jahan M. Dengue infection in Dhaka City, Bangladesh. *Mymensingh medical journal : MMJ*. 2013;22(4):781-6. Epub 2013/12/03.

Sharp TM, Rivera García B, Pérez-Padilla J, Galloway RL, Guerra M, Ryff KR, et al. Early Indicators of Fatal Leptospirosis during the 2010 Epidemic in Puerto Rico. *PLoS neglected tropical diseases*. 2016;10(2):e0004482-e.

Sheetal S, Jacob E. A Study on the Cardiac Manifestations of Dengue. *The Journal of the Association of Physicians of India*. 2016;64(5):30-4. Epub 2016/10/14.

Sheikh A, Bhuiyan MS, Khanam F, Chowdhury F, Saha A, Ahmed D, et al. Salmonella enterica serovar Typhi-specific immunoglobulin A antibody responses in plasma and antibody in lymphocyte supernatant specimens in Bangladeshi patients with suspected typhoid fever. *Clinical and vaccine immunology : CVI*. 2009;16(11):1587-94. Epub 2009/09/11.

Shelke YP, Deotale VS, Maraskolhe DL. Spectrum of infections in acute febrile illness in central India. *Indian journal of medical microbiology*. 2017;35(4):480-4. Epub 2018/02/07.

Shen SQ, Wei HX, Fu YH, Zhang H, Mo QY, Wang XJ, et al. Multiple Sources of Infection and Potential Endemic Characteristics of the Large Outbreak of Dengue in Guangdong in 2014. *Scientific reports*. 2015;5:16913. Epub 2015/11/26.

Sherwani RAK, Author A, College of S, Actuarial, Sciences UotPP, Correspondence A, et al. Awareness about swine flu/H1N1 influenza virus among the tertiary population of Lahore, Pakistan. *Journal of the Pakistan Medical Association*. 2017;67(10):1596-9.

Shidik SNSM, Author A, Ophthalmology Department FoM, University of Indonesia JI, Correspondence A, S.N. Shidik ODFoMUo, et al. Optic Neuropathy in Children: A case series. *European Journal of Ophthalmology*. 2017;27(5):e159-e60.

Shih H-I, Hsu H-C, Wu C-J, Lin C-H, Chang C-M, Tu Y-F, et al. Applications of a Rapid and Sensitive Dengue DUO Rapid Immunochromatographic Test Kit as a Diagnostic Strategy during a Dengue Type 2 Epidemic in an Urban City. *PloS one*. 2016;11(7):e0158437-e.

Shim E. Cost-effectiveness of dengue vaccination in Yucatan, Mexico using a dynamic dengue transmission model. *PloS one*. 2017;12(4):e0175020. Epub 2017/04/06.

Shivanthan MC, Ratnayake EC, Wijesiriwardena BC, Somaratna KC, Gamagedara LKGK. Paralytic squint due to abducens nerve palsy: a rare consequence of dengue fever. *BMC infectious diseases*. 2012;12:156-.

Shivshankar D, Nagesh K. Immature Platelet Fraction, A Simple and Useful Novel Marker in Dengue Hemorrhagic Fever. *Indian pediatrics*. 2016;53(2):173-.

Shoaib M, Faraz A, Ahmed SA. &#039;ANOTHER VECTOR BORNE CHALLENGE TO COMBAT- ZIKA VIRUS OUTBREAKS&#039;. *Journal of Ayub Medical College, Abbottabad : JAMC*. 2016;28(1):210-1.

Shrinet J, Shastri JS, Gaiind R, Bhavesh NS, Sunil S. Serum metabolomics analysis of patients with chikungunya and dengue mono/co-infections reveals distinct metabolite signatures in the three disease conditions. *Scientific reports*. 2016;6:36833. Epub 2016/11/16.

Shrivastava A, Dash PK, Tripathi NK, Sahni AK, Gopalan N, Lakshmana Rao PV. Evaluation of a commercial Dengue NS1 enzyme-linked immunosorbent assay for early diagnosis of dengue infection. *Indian journal of medical microbiology*. 2011;29(1):51-5. Epub 2011/02/10.

Shu L-H, Lu Q, Han L-Y, Dong G-H. SP-D, KL-6, and HTI-56 levels in children with mycoplasma pneumoniae pneumonia. *Int J Clin Exp Pathol*. 2015;8(9):11185-91.

Shuaib F, Todd D, Campbell-Stennett D, Ehiri J, Jolly PE. Knowledge, attitudes and practices regarding dengue infection in Westmoreland, Jamaica. *The West Indian medical journal*. 2010;59(2):139-46. Epub 2010/12/07.

Shukla J, Saxena D, Rathinam S, Lalitha P, Joseph CR, Sharma S, et al. Molecular detection and characterization of West Nile virus associated with multifocal retinitis in patients from southern India. *International journal of infectious diseases : IJID : official publication of the International Society for Infectious Diseases*. 2012;16(1):e53-9. Epub 2011/11/22.

Shukla V, Chandr A. A study of hepatic dysfunction in dengue. *The Journal of the Association of Physicians of India*. 2013;61(7):460-1. Epub 2014/04/30.

Sicuro Correa L, Hokerberg YH, Oliveira RV, Barros DM, Alexandria HA, Daumas RP, et al. Use of Warning Signs for Dengue by Pediatric Health Care Staff in Brazil. *PloS one*. 2016;11(10):e0163946. Epub 2016/10/08.

Siddiqui FJ, Haider SR, Bhutta ZA. Endemic dengue fever: a seldom recognized hazard for Pakistani children. *Journal of infection in developing countries*. 2009;3(4):306-12. Epub 2009/09/18.

Sierra B, Perez AB, Alvarez M, Garcia G, Vogt K, Aguirre E, et al. Variation in inflammatory/regulatory cytokines in secondary, tertiary, and quaternary challenges with dengue virus. *The American journal of tropical medicine and hygiene*. 2012;87(3):538-47. Epub 2012/07/18.

Sifuna P, Oyugi M, Ogotu B, Andagalu B, Otieno A, Owira V, et al. Health & demographic surveillance system profile: The Kombewa health and demographic surveillance system (Kombewa HDSS). *International journal of epidemiology*. 2014;43(4):1097-104. Epub 2014/07/11.

Sigfrid LRCEINVLSMJKMEOPAKMHP, Author A, University o, Oxford TM, Global Health OUK, Brighton, et al. Preparing clinicians for (re-)emerging arbovirus infectious diseases in Europe. *Clinical Microbiology and Infection*. 2018;24(3):289-94.

Sil A, Biswas T, Samanta M, Konar MC, De AK, Chaudhuri J. Neurological manifestations in children with dengue fever: an Indian perspective. *Tropical doctor*. 2017;47(2):145-9. Epub 2016/12/04.

- Silva AD, Evangelista Mdo S. Syndromic surveillance: etiologic study of acute febrile illness in dengue suspicious cases with negative serology. Brazil, Federal District, 2008. *Revista do Instituto de Medicina Tropical de Sao Paulo*. 2010;52(5):237-42. Epub 2010/11/05.
- Silva Delgado H, Ruiz Ríos JC, Vela Barbarán EL, Rengifo Del Aguila D, García M M, Rodríguez Benavides L, et al. Dengue neonatal en el Perú: Reporte de un caso. *Revista peruana de medicina experimental y salud publica*. 2011;28(1):140-4.
- Silva LK, Blanton RE, Parrado AR, Melo PS, Morato VG, Reis EA, et al. Dengue hemorrhagic fever is associated with polymorphisms in JAK1. *European journal of human genetics : EJHG*. 2010;18(11):1221-7. Epub 2010/07/01.
- Simon-Lopez RSRMCF, Author A, Beckman-Coulter SCS, Hematology-Blood Bank MMCHV, Baja PR, Beckman Coulter S, et al. Monocyte anisocytosis: A new hematological marker for the detection of dengue fever. *Blood*. 2010;116(21):2010-12.
- Simon-Loriere E, Duong V, Tawfik A, Ung S, Ly S, Casademont I, et al. Increased adaptive immune responses and proper feedback regulation protect against clinical dengue. *Science translational medicine*. 2017;9(405). Epub 2017/09/01.
- Simon-Loriere E, Lin RJ, Kalayanarooj SM, Chuansumrit A, Casademont I, Lin SY, et al. High Anti-Dengue Virus Activity of the OAS Gene Family Is Associated With Increased Severity of Dengue. *The Journal of infectious diseases*. 2015;212(12):2011-20. Epub 2015/06/13.
- Simonnet C, Okandze A, Matheus S, Djossou F, Nacher M, Mahamat A. Prospective evaluation of the SD BIOLINE Dengue Duo rapid test during a dengue virus epidemic. *European journal of clinical microbiology & infectious diseases : official publication of the European Society of Clinical Microbiology*. 2017;36(12):2441-7. Epub 2017/08/24.
- Singh A, Hungund B, Kumar L, Pattanshetti M. Clinico-haematological profile of patients with bicytopenia. *Pathology*. 2018;50(5):540-8. Epub 2018/07/24.
- Singh A, Seth R, Singla M, Kabra SK, Lodha R. Clinical Profile of Dengue Infection in Immune-compromised Children. *Indian pediatrics*. 2017;54(4):330-1. Epub 2017/02/06.
- Singh J, Dinkar A, Atam V, Himanshu D, Gupta KK, Usman K, et al. Awareness and Outcome of Changing Trends in Clinical Profile of Dengue Fever: A Retrospective Analysis of Dengue Epidemic from January to December 2014 at a Tertiary Care Hospital. *The Journal of the Association of Physicians of India*. 2017;65(5):42-6. Epub 2017/06/10.
- Singh S, Jat KR, Suri D, Ratho RK. Dengue fever and Kawasaki disease: a clinical dilemma. *Rheumatology international*. 2009;29(6):717-9. Epub 2008/11/26.
- Singh SJAKNAJ, Author A, Pgimer APCCI, Pgimer DoHC, India, Correspondence A, et al. An unusual cause of bleeding in a young girl with systemic lupus erythematosus: Lupus anticoagulant hypoprothrombinemia syndrome. *Research and Practice in Thrombosis and Haemostasis*. 2017;1 Supplement 1:1202-3.
- Singh SMJKVCRBV, Author A, Department of Pediatrics SPM, Child Health I, Sawai Man Singh Medical College JRI, Correspondence A, et al. A hospital-based study of hepatic dysfunction in children with dengue fever. *Asian Pacific Journal of Tropical Disease*. 2015;5(12):964-7.
- Singla M, Kar M, Sethi T, Kabra SK, Lodha R, Chandele A, et al. Immune Response to Dengue Virus Infection in Pediatric Patients in New Delhi, India--Association of Viremia, Inflammatory Mediators and Monocytes with Disease Severity. *PLoS neglected tropical diseases*. 2016;10(3):e0004497. Epub 2016/03/18.
- Singla NASGPCJHA, Author A, Departments o, Microbiology GMCHCI, Departments of O, Gynaecology, et al. Dengue in pregnancy: An under-reported illness, with special reference to other existing co-infections. *Asian Pacific journal of tropical medicine*. 2015;8(3):206-8.
- Sirikutt P, Kalayanarooj S. Serum lactate and lactate dehydrogenase as parameters for the prediction of dengue severity. *Journal of the Medical Association of Thailand = Chotmaihet thangphaet*. 2014;97 Suppl 6:S220-31. Epub 2014/11/14.
- Sirivichayakul C, Barranco-Santana EA, Esquelin-Rivera I, Oh HM, Raanan M, Sariol CA, et al. Safety and Immunogenicity of a Tetravalent Dengue Vaccine Candidate in Healthy Children and Adults in Dengue-Endemic Regions: A Randomized, Placebo-Controlled Phase 2 Study. *The Journal of infectious diseases*. 2016;213(10):1562-72. Epub 2015/12/26.
- Sirivichayakul C, Limkittikul K, Chanthavanich P, Jiwariyavej V, Chocejindachai W, Pengsaa K, et al. Dengue infection in children in Ratchaburi, Thailand: a cohort study. II. Clinical manifestations. *PLoS neglected tropical diseases*. 2012;6(2):e1520. Epub 2012/03/06.
- Skipetrova A, Wartel TA, Gailhardou S. Dengue vaccination during pregnancy - An overview of clinical trials data. *Vaccine*. 2018;36(23):3345-50. Epub 2018/05/03.
- Slavov SNMAKDMFUOKKDMPBVCDTKS, Author A, Regional, Blood Center of Ribeirão Preto FoMoRP, University of São Paulo B, Department of Pediatrics Fo, et al. Preadolescent patients with atypical course of Zika virus (ZIKV) infection: Clinical findings and quantitative viral detection in saliva and plasma. *Journal of clinical virology*. 2016;82 Supplement 1:S9.
- Smart K, Safitri I. Evidence behind the WHO guidelines: hospital care for children: what treatments are effective for the management of shock in severe dengue? *Journal of tropical pediatrics*. 2009;55(3):145-8. Epub 2009/06/06.

Sokhna C, Mediannikov O, Fenollar F, Bassene H, Diatta G, Tall A, et al. Point-of-care laboratory of pathogen diagnosis in rural Senegal. *PLoS neglected tropical diseases*. 2013;7(1):e1999. Epub 2013/01/26.

Sokolov AA, Lienhard R, Du Pasquier R, Erard V. Acute Lyme Neuroborreliosis With Transient Hemiparesis and Aphasia. *Annals of emergency medicine*. 2015;66(1):60-4.

Soller B, Srikiatkachorn A, Zou F, Rothman AL, Yoon IK, Gibbons RV, et al. Preliminary evaluation of near infrared spectroscopy as a method to detect plasma leakage in children with dengue hemorrhagic fever. *BMC infectious diseases*. 2014;14:396. Epub 2014/07/19.

Soman L. Fever with Rashes. *Indian journal of pediatrics*. 2018;85(7):528-34. Epub 2017/09/25.

Somasetia DH, Setiati TE, Sjahrodji AM, Idjradinata PS, Setiabudi D, Roth H, et al. Early resuscitation of dengue shock syndrome in children with hyperosmolar sodium-lactate: a randomized single-blind clinical trial of efficacy and safety. *Critical care (London, England)*. 2014;18(5):466. Epub 2014/09/06.

Sotir MJ, Hoang Johnson DK, Davis JP. Travel-associated Dengue illnesses among Wisconsin residents, 2002-2008. *WMJ : official publication of the State Medical Society of Wisconsin*. 2009;108(9):447-52. Epub 2010/02/06.

Soundravally R, Agieshkumar B, Daisy M, Sherin J, Cleetus CC. Ferritin levels predict severe dengue. *Infection*. 2015;43(1):13-9. Epub 2014/10/31.

Soundravally R, Hoti SL, Patil SA, Cleetus CC, Zachariah B, Kadiravan T, et al. Association between proinflammatory cytokines and lipid peroxidation in patients with severe dengue disease around defervescence. *International journal of infectious diseases : IJID : official publication of the International Society for Infectious Diseases*. 2014;18:68-72. Epub 2013/11/13.

Soundravally R, Narayanan P, Bhat BV, Soundraragavan J, Setia S. Fulminant hepatic failure in an infant with severe dengue infection. *Indian journal of pediatrics*. 2010;77(4):435-7. Epub 2010/02/09.

Soundravally R, Sherin J, Agieshkumar BP, Daisy MS, Cleetus C, Narayanan P, et al. SERUM LEVELS OF COPPER AND IRON IN DENGUE FEVER. *Revista do Instituto de Medicina Tropical de Sao Paulo*. 2015;57(4):315-20. Epub 2015/10/01.

Sousa CA, Clairouin M, Seixas G, Viveiros B, Novo MT, Silva AC, et al. Ongoing outbreak of dengue type 1 in the Autonomous Region of Madeira, Portugal: preliminary report. *Euro surveillance*. 2012;17(49).

Souza AI, Ferreira ALCG, Arraes MA, Moura BM, Braga MC. Dengue as a cause of fever during pregnancy: a report of two cases. *Revista da Sociedade Brasileira de Medicina Tropical*. 2016;49(3):380-2.

Souza LAd, Souza Ljd, Batista NTG, Moriguti NA, Lemos LVdB. Cirrose hepática em adolescente com hepatite autoimune: relato de caso. *Rev Soc Bras Clín Méd*. 2012;10(3).

Souza LJ, Boulos M. Clinical experience in dengue: experience of specialized service. *Revista do Instituto de Medicina Tropical de Sao Paulo*. 2012;54 Suppl 18:S7-9. Epub 2012/10/04.

Souza LJ, Pessanha LB, Mansur LC, Souza LA, Ribeiro MB, Silveira Mdo V, et al. Comparison of clinical and laboratory characteristics between children and adults with dengue. *The Brazilian journal of infectious diseases : an official publication of the Brazilian Society of Infectious Diseases*. 2013;17(1):27-31. Epub 2013/01/16.

Souza Ljd, Rocha NdSM, Campos TF, Silva FdS, Souza LAd. Velocidade de hemossedimentação na dengue: rastreamento prognóstico. *Rev Soc Bras Clín Méd*. 2009;7(5).

Sow A, Loucoubar C, Diallo D, Faye O, Ndiaye Y, Senghor CS, et al. Concurrent malaria and arbovirus infections in Kedougou, southeastern Senegal. *Malaria journal*. 2016;15:47. Epub 2016/01/30.

Spornraft-Ragaller P. Die neue Syphilis-Epidemie bei MSM. Ein Klassiker, den auch der Hausarzt gut kennen sollte. *MMW Fortschr Med*. 2014;156 Suppl 1:38-43; quiz 4.

Srikiatkachorn A, Gibbons RV, Green S, Libraty DH, Thomas SJ, Endy TP, et al. Dengue hemorrhagic fever: the sensitivity and specificity of the world health organization definition for identification of severe cases of dengue in Thailand, 1994-2005. *Clinical infectious diseases : an official publication of the Infectious Diseases Society of America*. 2010;50(8):1135-43. Epub 2010/03/09.

Srinivasa SNTNCC, Author A, Department of Pediatrics K, institute of Medical s, research hospital BI, Correspondence A, et al. Clinical profile and ultrasonographic findings in children with dengue fever. *Current Pediatric Research*. 2014;18(2):87-90.

Srinivasaraghavan R, Narayanan P, Kanimozhi T. Culture proven Salmonella typhi co-infection in a child with Dengue fever: a case report. *Journal of infection in developing countries*. 2015;9(9):1033-5.

Stadler M, Zlamal-Fortunat S, Schütz-Fuhrmann I, Rami-Merhar B, Schober E, Kautzky-Willer A, et al. Leitlinien Insulinpumpentherapie bei Kindern und Erwachsenen (Für den Ausschuss Insulinpumpentherapie der Österreichischen Diabetesgesellschaft). *Wien Klin Wochenschr*. 2012;124 Suppl 2:123-8.

Steidel M, Fragnoud R, Guillotte M, Roesch C, Michel S, Meunier T, et al. Nonstructural protein NS1 immunodominant epitope detected specifically in dengue virus infected material by a SELDI-TOF/MS based assay. *Journal of medical virology*. 2012;84(3):490-9.

Steinhagen K, Probst C, Radzimski C, Schmidt-Chanasit J, Emmerich P, van Esbroeck M, et al. Serodiagnosis of Zika virus (ZIKV) infections by a novel NS1-based ELISA devoid of cross-reactivity with dengue virus antibodies: a multicohort study of assay performance, 2015 to 2016. *Euro surveillance : bulletin European sur les maladies transmissibles = European communicable disease bulletin*. 2016;21(50). Epub 2016/12/23.

- Stephen S, Charles MVP, Anitharaj V, Deepa C, Umadevi S. Early dengue diagnosis by nonstructural protein 1 antigen detection: rapid immunochromatography versus two the enzyme-linked immunosorbent assay kits. *Indian journal of pathology & microbiology*. 2014;57(1):81-4.
- Stewart-Ibarra AMRSJKAKCAAMB-GAB-AEB-CMJC, Author A, Center f, Global H, Translational Sciences SUoNY, Upstate Medical University SUS, et al. The burden of dengue fever and chikungunya in southern coastal ecuador: Epidemiology, clinical presentation, and phylogenetics from the first two years of a prospective study. *American journal of tropical medicine and hygiene*. 2018;98(5):1444-59.
- Stiasny K, Aberle JH, Chmelik V, Karrer U, Holzmann H, Heinz FX. Quantitative determination of IgM antibodies reduces the pitfalls in the serodiagnosis of tick-borne encephalitis. *Journal of clinical virology : the official publication of the Pan American Society for Clinical Virology*. 2012;54(2):115-20.
- Streibelt M, Egner U. Eine systematische Übersichtsarbeit zu den Einflussfaktoren auf die berufliche Wiedereingliederung nach beruflichen Bildungsleistungen. *Rehabilitation (Stuttg)*. 2013;52(2):111-8.
- Su P-A, Tan C-K, Hsu C-C, Chen K-T. What diseases are disguised as dengue? *The American journal of emergency medicine*. 2015;33(2):300-1.
- Suaya JA, Shepard DS, Siqueira JB, Martelli CT, Lum LC, Tan LH, et al. Cost of dengue cases in eight countries in the Americas and Asia: a prospective study. *The American journal of tropical medicine and hygiene*. 2009;80(5):846-55. Epub 2009/05/02.
- Suchitra RSRK, Author A, Picu AHCI, Correspondence A, R. Suchitra PAHCI, Full Record Entry D. Dengue hemorrhagic fever and shock syndromes. *Indian Journal of Practical Pediatrics*. 2006;8(1):51-60.
- Sudeep AB, Hundekar SL, Jacob PG, Balasubramanian R, Arankalle VA, Mishra AC. Investigation of a Chikungunya-like illness in Tirunelveli district, Tamil Nadu, India 2009-2010. *Tropical medicine & international health : TM & IH*. 2011;16(5):585-8. Epub 2011/03/05.
- Suharti C, van Gorp EC, Dolmans WM, Groen J, Hadisaputro S, Djokomoeljanto RJ, et al. Hanta virus infection during dengue virus infection outbreak in Indonesia. *Acta medica Indonesiana*. 2009;41(2):75-80. Epub 2009/04/25.
- Sujay Manoharan KRKHP, Author A, Addenbrookes H, Cambridge UK, Leprosy Services SI, Ai PIED, et al. Rash with fever in children: a clinical approach. *Paediatrics and Child Health*. 2017;(2017) 27(4):196-201.
- Suleman M, Lee HW, Zaidi SS, Alam MM, Nisar N, Aamir UB, et al. "Preliminary Seroepidemiological survey of dengue infections in Pakistan, 2009-2014". *Infectious diseases of poverty*. 2017;6(1):48. Epub 2017/03/10.
- Suleman M, Lee H-W, Zaidi SSZ, Alam MM, Nisar N, Aamir UB, et al. "Preliminary Seroepidemiological survey of dengue infections in Pakistan, 2009-2014". *Infectious diseases of poverty*. 2017;6(1):48-.
- Sumarmo n, Talogo W, Asrin A, Isnuhandojo B, Sahudi A. Failure of hydrocortisone to affect outcome in dengue shock syndrome. *Pediatrics*. 1982;69(1):45-9.
- Sun J, Lu L, Wu H, Yang J, Xu L, Sang S, et al. Epidemiological trends of dengue in mainland China, 2005-2015. *International journal of infectious diseases : IJID : official publication of the International Society for Infectious Diseases*. 2017;57:86-91. Epub 2017/02/20.
- Sun J, Luo S, Lin J, Chen J, Hou J, Fu T, et al. Inapparent infection during an outbreak of dengue fever in Southeastern China. *Viral immunology*. 2012;25(6):456-60. Epub 2012/12/12.
- Sun W, Cunningham D, Wasserman SS, Perry J, Putnak JR, Eckels KH, et al. Phase 2 clinical trial of three formulations of tetravalent live-attenuated dengue vaccine in flavivirus-naïve adults. *Human vaccines*. 2009;5(1):33-40.
- Sun W, Cunningham D, Wasserman SS, Perry J, Putnak JR, Eckels KH, et al. Phase 2 clinical trial of three formulations of tetravalent live-attenuated dengue vaccine in flavivirus-naive adults. *Human vaccines*. 2009;5(1):33-40. Epub 2008/08/02.
- Sun W, Edelman R, Kanesa-Thanan N, Eckels KH, Putnak JR, King AD, et al. Vaccination of human volunteers with monovalent and tetravalent live-attenuated dengue vaccine candidates. *American journal of tropical medicine and hygiene*. 2003;69(6 Suppl):24-31.
- Supradish PO, Rienmanee N, Fuengfoo A, Kalayanarooj S. Dengue hemorrhagic fever grade III with diabetic ketoacidosis: a case report. *Journal of the Medical Association of Thailand = Chotmaihet thangphaet*. 2011;94 Suppl 3:S233-40. Epub 2011/11/03.
- Suputtamongkol Y, Pongtavornpinyo W, Lubell Y, Suttinont C, Hoontrakul S, Phimda K, et al. Strategies for diagnosis and treatment of suspected leptospirosis: a cost-benefit analysis. *PLoS neglected tropical diseases*. 2010;4(2):e610. Epub 2010/02/27.
- Sura-Amornkul SPNPKTUMPSASP, Author A, Faculty of M, Vajira Hospital NUBT, Faculty of Tropical Medicine M, University BT, et al. Severity associated with circulating ACTH and cortisol adults patients with dengue infection. *Endocrine Reviews*. 2016;37(2):2016-04.
- Susilawati TN, McBride WJ. Undiagnosed undifferentiated fever in Far North Queensland, Australia: a retrospective study. *International journal of infectious diseases : IJID : official publication of the International Society for Infectious Diseases*. 2014;27:59-64. Epub 2014/09/01.
- Sutherland LJ, Cash AA, Huang Y-JS, Sang RC, Malhotra I, Moormann AM, et al. Serologic evidence of arboviral infections among humans in Kenya. *The American journal of tropical medicine and hygiene*. 2011;85(1):158-61.
- Suwannasaen D, Romphruk A, Leelayuwat C, Lertmemongkolchai G. Bystander T cells in human immune responses to dengue antigens. *BMC immunology*. 2010;11:47. Epub 2010/09/22.

- 
- Suwarto S, Nainggolan L, Sinto R, Effendi B, Ibrahim E, Suryamin M, et al. Dengue score: a proposed diagnostic predictor for pleural effusion and/or ascites in adults with dengue infection. *BMC infectious diseases*. 2016;16:322. Epub 2016/07/09.
- 
- Suwarto S, Sasmono RT, Sinto R, Ibrahim E, Suryamin M. Association of Endothelial Glycocalyx and Tight and Adherens Junctions With Severity of Plasma Leakage in Dengue Infection. *The Journal of infectious diseases*. 2017;215(6):992-9. Epub 2017/04/30.
- 
- Swoboda P, Fuehrer HP, Ley B, Starzengruber P, Ley-Thriemer K, Jung M, et al. Evidence of a major reservoir of non-malarial febrile diseases in malaria-endemic regions of Bangladesh. *The American journal of tropical medicine and hygiene*. 2014;90(2):377-82. Epub 2014/01/15.
- 
- Syhavong B, Rasachack B, Smythe L, Rolain JM, Roque-Afonso AM, Jenjaroen K, et al. The infective causes of hepatitis and jaundice amongst hospitalised patients in Vientiane, Laos. *Transactions of the Royal Society of Tropical Medicine and Hygiene*. 2010;104(7):475-83. Epub 2010/04/10.
- 
- Syue LSTHJHYPCPLLWLMCTPFLCC, Author A, Department o, Internal Medicine NCKUHTT, Centre f, Infection Control NCKUHTT, et al. Bloodstream infections in hospitalized adults with dengue fever: Clinical characteristics and recommended empirical therapy. *Journal of Microbiology, Immunology and Infection*. 2018.
- 
- Tai AY, McGuinness SL, Robosa R, Turner D, Huang GK, Leder K, et al. Management of dengue in Australian travellers: a retrospective multicentre analysis. *The Medical journal of Australia*. 2017;206(7):295-300. Epub 2017/04/14.
- 
- Taksande ALB, Author A, Department of P, Jnmc SWMSI, Correspondence A, A. Taksande DoPJSWMS, et al. Knowledge, attitude and practice (KAP) of Dengue Fever in the Rural area of Central India. *Shiraz E Medical Journal*. 2013;13(4).
- 
- Talarico LB, Byrne AB, Amarilla S, Lovera D, Vazquez C, Chamorro G, et al. Characterization of type I interferon responses in dengue and severe dengue in children in Paraguay. *Journal of clinical virology : the official publication of the Pan American Society for Clinical Virology*. 2017;97:10-7. Epub 2017/10/28.
- 
- Tam CC, O'Driscoll M, Taurel AF, Nealon J, Hadinegoro SR. Geographic variation in dengue seroprevalence and force of infection in the urban paediatric population of Indonesia. *PLoS neglected tropical diseases*. 2018;12(11):e0006932. Epub 2018/11/06.
- 
- Tam DT, Ngoc TV, Tien NT, Kieu NT, Thuy TT, Thanh LT, et al. Effects of short-course oral corticosteroid therapy in early dengue infection in Vietnamese patients: a randomized, placebo-controlled trial. *Clinical infectious diseases : an official publication of the Infectious Diseases Society of America*. 2012;55(9):1216-24. Epub 2012/08/07.
- 
- Tan AH, Linn K, Ramli NM, Hlaing CS, Aye AM, Sam IC, et al. Opsoclonus-myoclonus-ataxia syndrome associated with dengue virus infection. *Parkinsonism & related disorders*. 2014;20(11):1309-10. Epub 2014/09/30.
- 
- Tan L, Wang J, Zeng F, Zhang Y, Fang C, Nie C, et al. [Analysis of clinical characteristics of the 12 cases of neonatal dengue fever in Guangzhou in 2014 and literatures review]. *Zhonghua er ke za zhi = Chinese journal of pediatrics*. 2015;53(12):943-7. Epub 2016/02/19.
- 
- Tan le V, Thai le H, Phu NH, Nghia HD, Chuong LV, Sinh DX, et al. Viral aetiology of central nervous system infections in adults admitted to a tertiary referral hospital in southern Vietnam over 12 years. *PLoS neglected tropical diseases*. 2014;8(8):e3127. Epub 2014/08/29.
- 
- Tan LH, Lum LC, Omar SF, Kan FK. Hemophagocytosis in dengue: comprehensive report of six cases. *Journal of clinical virology : the official publication of the Pan American Society for Clinical Virology*. 2012;55(1):79-82. Epub 2012/07/14.
- 
- Tan SS, Bujang MA. The clinical features and outcomes of acute liver failure associated with dengue infection in adults: a case series. *The Brazilian journal of infectious diseases : an official publication of the Brazilian Society of Infectious Diseases*. 2013;17(2):164-9. Epub 2013/03/05.
- 
- Tan VPK, Ngim CF, Lee EZ, Ramadas A, Pong LY, Ng JI, et al. The association between obesity and dengue virus (DENV) infection in hospitalised patients. *PLoS one*. 2018;13(7):e0200698. Epub 2018/07/18.
- 
- Tang JW, Ng Y, Koay ES, Leow GH, Yap ES, Chan D, et al. A febrile blood donor. *Clinical chemistry*. 2010;56(3):352-6. Epub 2010/03/02.
- 
- Tangnararatchakit K, Tirapanich W, Tapaneya-Olarn W, Sumethkul V, Sirachainan N, Watcharananan S, et al. Severe nonfebrile dengue infection in an adolescent after postoperative kidney transplantation: a case report. *Transplantation proceedings*. 2012;44(1):303-6. Epub 2012/02/09.
- 
- Tannitipawong DKSPWNAYIK, Author A, Department of Virology A, Forces Research Institute of Medical Sciences BT, Department of Internal Medicine KPP, Hospital KPT, et al. Dengue and pregnancy in kamphaeng phet provincial hospital. *American journal of tropical medicine and hygiene*. 2012;87(5 SUPPL. 1):333.
- 
- Tantawichien T. DENGUE FEVER AND DENGUE HEMORRHAGIC FEVER IN ADULTS. *The Southeast Asian journal of tropical medicine and public health*. 2015;46 Suppl 1:79-98. Epub 2015/10/29.
- 
- Taraphdar D, Sarkar A, Mukhopadhyay BB, Chakrabarti S, Chatterjee S. Rapid spread of chikungunya virus following its resurgence during 2006 in West Bengal, India. *Transactions of the Royal Society of Tropical Medicine and Hygiene*. 2012;106(3):160-6. Epub 2012/01/24.
- 
- Taraphdar D, Sarkar A, Mukhopadhyay BB, Chatterjee S. A comparative study of clinical features between monotypic and dual infection cases with Chikungunya virus and dengue virus in West Bengal, India. *The American journal of tropical medicine and hygiene*. 2012;86(4):720-3. Epub 2012/04/12.
-

- Tassara MP, Guilarde AO, Rocha B, Feres VCR, Martelli CMT. Neurological manifestations of dengue in Central Brazil. *Revista da Sociedade Brasileira de Medicina Tropical*. 2017;50(3):379-82. Epub 2017/07/13.
- Tassniyom S, Vasanawathana S, Chirawatkul A, Rojanasuphot S. Failure of high-dose methylprednisolone in established dengue shock syndrome: a placebo-controlled, double-blind study. *Pediatrics*. 1993;92(1):111-5.
- Tassniyom S, Vasanawathana S, Dhiensiri T, Nisalak A, Chirawatkul A. Failure of carbazochrome sodium sulfonate (AC-17) to prevent dengue vascular permeability or shock: a randomized, controlled trial. *Journal of pediatrics*. 1997;131(4):525-8.
- Tauseef A, Umar N, Sabir S, Akmal A, Sajjad S, Zulfiqar S. Interleukin-10 as a Marker of Disease Progression in Dengue Hemorrhagic Fever. *Journal of the College of Physicians and Surgeons--Pakistan : JCPSP*. 2016;26(3):187-90. Epub 2016/03/16.
- Tavakolipoor P, Schmidt-Chanasit J, Burchard GD, Jordan S. Clinical features and laboratory findings of dengue fever in German travellers: A single-centre, retrospective analysis. *Travel medicine and infectious disease*. 2016;14(1):39-44. Epub 2016/02/16.
- Taylor WR, Fox A, Pham KT, Le HN, Tran NT, Tran GV, et al. Dengue in adults admitted to a referral hospital in Hanoi, Vietnam. *The American journal of tropical medicine and hygiene*. 2015;92(6):1141-9. Epub 2015/04/29.
- Tazeen A, Abdullah M, Hisamuddin M, Ali S, Naqvi IH, Verma HN, et al. Concurrent Infection with Plasmodium vivax and the Dengue and Chikungunya Viruses in a Paediatric Patient from New Delhi, India in 2016. *Intervirology*. 2017;60(1-2):48-52. Epub 2017/09/15.
- Teixeira LAS, Nogueira F, Nascentes GAN. Prospective study of patients with persistent symptoms of dengue in Brazil. *Revista do Instituto de Medicina Tropical de Sao Paulo*. 2017;59:e65. Epub 2017/09/07.
- Teixeira MG, Costa Mda C, Barreto F, Barreto ML. Dengue: twenty-five years since reemergence in Brazil. *Cadernos de saude publica*. 2009;25 Suppl 1:S7-18. Epub 2009/03/17.
- Teixeira MG, Paixao ES, Costa Mda C, Cunha RV, Pamplona L, Dias JP, et al. Arterial hypertension and skin allergy are risk factors for progression from dengue to dengue hemorrhagic fever: a case control study. *PLoS neglected tropical diseases*. 2015;9(5):e0003812. Epub 2015/05/23.
- Temporao JG, Penna GO, Carmo EH, Coelho GE, do Socorro Silva Azevedo R, Teixeira Nunes MR, et al. Dengue virus serotype 4, Roraima State, Brazil. *Emerging infectious diseases*. 2011;17(5):938-40.
- Teoh BT, Sam SS, Tan KK, Danlami MB, Shu MH, Johari J, et al. Early detection of dengue virus by use of reverse transcription-recombinase polymerase amplification. *Journal of clinical microbiology*. 2015;53(3):830-7. Epub 2015/01/09.
- Teoh SC, Chee CK, Laude A, Goh KY, Barkham T, Ang BS. Optical coherence tomography patterns as predictors of visual outcome in dengue-related maculopathy. *Retina (Philadelphia, Pa)*. 2010;30(3):390-8. Epub 2010/01/23.
- Teparrukkul P, Hantrakun V, Day NPJ, West TE, Limmathurotsakul D. Management and outcomes of severe dengue patients presenting with sepsis in a tropical country. *PloS one*. 2017;12(4):e0176233. Epub 2017/04/25.
- Terzian ACB, Schanoski AS, Mota MTO, da Silva RA, Estofolete CF, Colombo TE, et al. Viral Load and Cytokine Response Profile Does Not Support Antibody-Dependent Enhancement in Dengue-Primed Zika Virus-Infected Patients. *Clinical infectious diseases : an official publication of the Infectious Diseases Society of America*. 2017;65(8):1260-5. Epub 2017/10/12.
- Tewari KTVVMR, Author A, Department of A, Critical Care BH, New Delhi I, Department of Pediatrics AH, et al. Clinical and hematological profile of patients with dengue fever at a tertiary care hospital - An observational study. *Mediterranean Journal of Hematology and Infectious Diseases*. 2018;10(1).
- Teysou R. La dengue: de la maladie à la vaccination. *Med Trop (Mars)*. 2009;69(4):333-4.
- Thai KT, Henn MR, Zody MC, Tricou V, Nguyet NM, Charlebois P, et al. High-resolution analysis of intrahost genetic diversity in dengue virus serotype 1 infection identifies mixed infections. *Journal of virology*. 2012;86(2):835-43. Epub 2011/11/18.
- Thai KT, Phuong HL, Thanh Nga TT, Giao PT, Hung le Q, Van Nam N, et al. Clinical, epidemiological and virological features of Dengue virus infections in Vietnamese patients presenting to primary care facilities with acute undifferentiated fever. *The Journal of infection*. 2010;60(3):229-37. Epub 2010/01/19.
- Thai KTDWJAVVMWKCDVPJ, Author A, Division of Infectious Diseases TM, Aids A, Medical Center AN, Center f, et al. Dengue fever among ill-returned travellers and concurrent infection by two dengue virus serotypes. *Dengue Bulletin*. 2009;33(1):60-9.
- Thalagala N, Tissera H, Palihawadana P, Amarasinghe A, Ambagahawita A, Wilder-Smith A, et al. Costs of Dengue Control Activities and Hospitalizations in the Public Health Sector during an Epidemic Year in Urban Sri Lanka. *PLoS neglected tropical diseases*. 2016;10(2):e0004466. Epub 2016/02/26.
- Thanachartwet V, Desakorn V, Sahassananda D, Jittmittraphap A, Oer-Areemitr N, Osothsomboon S, et al. Serum Procalcitonin and Peripheral Venous Lactate for Predicting Dengue Shock and/or Organ Failure: A Prospective Observational Study. *PLoS neglected tropical diseases*. 2016;10(8):e0004961. Epub 2016/08/27.
- Thanachartwet V, Oer-Areemitr N, Chamnanchanunt S, Sahassananda D, Jittmittraphap A, Suwannakudt P, et al. Identification of clinical factors associated with severe dengue among Thai adults: a prospective study. *BMC infectious diseases*. 2015;15:420. Epub 2015/10/16.

- Thangaratham PS, Rajendran R, Paramasivan R, Tewari SC, Dhananjeyan KJ, Tyagi BK. Clinical spectrum during dengue haemorrhagic fever epidemics in Tirupur (India). *Journal of vector borne diseases*. 2013;50(4):311-3. Epub 2014/02/07.
- Thayan R, Huat TL, See LLC, Khairullah NS, Yusof R, Devi S. Differential expression of aldolase, alpha tubulin and thioredoxin peroxidase in peripheral blood mononuclear cells from dengue fever and dengue hemorrhagic fever patients. *The Southeast Asian journal of tropical medicine and public health*. 2009;40(1):56-65.
- Thayan R, Huat TL, See LLC, Tan CPL, Khairullah NS, Yusof R, et al. The use of two-dimension electrophoresis to identify serum biomarkers from patients with dengue haemorrhagic fever. *Transactions of the Royal Society of Tropical Medicine and Hygiene*. 2009;103(4):413-9.
- Theamboonlers A, Rianthavorn P, Praianantathavorn K, Wuttirattanakowit N, Poovorawan Y. Clinical and molecular characterization of chikungunya virus in South Thailand. *Japanese journal of infectious diseases*. 2009;62(4):303-5. Epub 2009/07/25.
- Theilen U, Johnston ED, Robinson PA. Rasch zum Tode führende invasive Pertussis-Infektion bei Kleinkindern - Wie können wir den Krankheitsausgang günstig beeinflussen? *Praxis (Bern 1994)*. 2009;98(15):837-41.
- Thein TL, Gan VC, Lye DC, Yung CF, Leo YS. Utilities and limitations of the World Health Organization 2009 warning signs for adult dengue severity. *PLoS neglected tropical diseases*. 2013;7(1):e2023. Epub 2013/01/26.
- Thein TL, Leo YS, Lee VJ, Sun Y, Lye DC. Validation of probability equation and decision tree in predicting subsequent dengue hemorrhagic fever in adult dengue inpatients in Singapore. *The American journal of tropical medicine and hygiene*. 2011;85(5):942-5. Epub 2011/11/04.
- Thein TL, Lye DC, Leo YS, Wong JG, Hao Y, Wilder-Smith A. Severe neutropenia in dengue patients: prevalence and significance. *The American journal of tropical medicine and hygiene*. 2014;90(6):984-7. Epub 2014/04/16.
- Thein TL, Ng EL, Yeang MS, Leo YS, Lye DC. Risk factors for concurrent bacteremia in adult patients with dengue. *Journal of microbiology, immunology, and infection = Wei mian yu gan ran za zhi*. 2017;50(3):314-20. Epub 2015/09/05.
- Theis F, Wolf M, Fiedler P, Backenstrass M, Kordy H. Essstörungen im Internet: Eine experimentelle Studie zu den Auswirkungen von Pro-Esstörungs- und Selbsthilfewebsites. *Psychother Psychosom Med Psychol*. 2012;62(2):58-65.
- Thomas L, Brouste Y, Najioullah F, Hochedez P, Hatchuel Y, Moravie V, et al. Predictors of severe manifestations in a cohort of adult dengue patients. *Journal of clinical virology : the official publication of the Pan American Society for Clinical Virology*. 2010;48(2):96-9. Epub 2010/04/07.
- Thomas L, Brouste Y, Najioullah F, Hochedez P, Hatchuel Y, Moravie V, et al. Prospective and descriptive study of adult dengue cases in an emergency department, in Martinique. *Medecine et maladies infectieuses*. 2010;40(8):480-9. Epub 2009/12/03.
- Thomas L, Kaidomar S, Kerob-Bauchet B, Moravie V, Brouste Y, King JP, et al. Prospective observational study of low thresholds for platelet transfusion in adult dengue patients. *Transfusion*. 2009;49(7):1400-11. Epub 2009/03/27.
- Thomas L, Moravie V, Besnier F, Valentino R, Kaidomar S, Coquet LV, et al. Clinical presentation of dengue among patients admitted to the adult emergency department of a tertiary care hospital in Martinique: implications for triage, management, and reporting. *Annals of emergency medicine*. 2012;59(1):42-50. Epub 2011/09/10.
- Thomas L, Najioullah F, Besnier F, Valentino R, Cesaire R, Rosine J, et al. Clinical presentation of dengue by serotype and year of epidemic in Martinique. *The American journal of tropical medicine and hygiene*. 2014;91(1):138-45. Epub 2014/05/29.
- Thomas SJ, Agulto L, Hendrickx K, Erpicum M, Tomashek KM, Cassetti MC, et al. Dengue illness index-A tool to characterize the subjective dengue illness experience. *PLoS neglected tropical diseases*. 2018;12(10):e0006593. Epub 2018/10/05.
- Thomas SJ, Nisalak A, Anderson KB, Libraty DH, Kalayanaroj S, Vaughn DW, et al. Dengue plaque reduction neutralization test (PRNT) in primary and secondary dengue virus infections: How alterations in assay conditions impact performance. *The American journal of tropical medicine and hygiene*. 2009;81(5):825-33.
- Thompson HTK, Author A, New York Medical College S, Cottage Road VNYUS, Division of Critical Care a, Hospitalist Neurology DoNCUM, et al. Infections of the Central Nervous System in Returning Travelers and Immigrants. *Current Infectious Disease Reports*. 2017;19(11).
- Thurn L, Besier T, Ziegenhain U, Jud A, Kindler H, Fischer D, et al. Risikoepidemiologie und Kinderschutzstatistik in der frühen Kindheit: Eine Pilotuntersuchung mit dem "Wahrnehmungsbogen für den Kinderschutz". *Z Kinder Jugendpsychiatr Psychother*. 2017;45(4):295-302.
- Tien NT, Luxemburger C, Toan NT, Pollissard-Gadroy L, Huong VT, Van Be P, et al. A prospective cohort study of dengue infection in schoolchildren in Long Xuyen, Viet Nam. *Transactions of the Royal Society of Tropical Medicine and Hygiene*. 2010;104(9):592-600. Epub 2010/07/16.
- Tissera H, Rathore APS, Leong WY, Pike BL, Warkentien TE, Farouk FS, et al. Chymase Level Is a Predictive Biomarker of Dengue Hemorrhagic Fever in Pediatric and Adult Patients. *The Journal of infectious diseases*. 2017;216(9):1112-21. Epub 2017/10/03.
- Tittarelli EBPRMASVLE, Author A, Laboratorio de Virología Hospital de Niños R, Gutiérrez BAA, Consejo Nacional de Investigaciones Científicas y Técnicas B, Aires A, et al. Secondary dengue virus infections during the 2009 outbreak in Buenos Aires. *Tropical Medicine and International Health*. 2016;21(1):28-32.

- Tiwari JK, Malhotra B, Chauhan A, Malhotra H, Sharma P, Deeba F, et al. Aetiological study of viruses causing acute encephalitis syndrome in North West India. *Indian journal of medical microbiology*. 2017;35(4):529-34. Epub 2018/02/07.
- Todd CS, Mansoor GF, Buhler C, Rahimi H, Zekria R, Fernandez S, et al. Prevalence of Zoonotic and Vector-Borne Infections Among Afghan National Army Recruits in Afghanistan. *Vector borne and zoonotic diseases (Larchmont, NY)*. 2016;16(8):501-6. Epub 2016/06/16.
- Toltzis P. 50 Years Ago in The Journal of Pediatrics: Shock Associated with Dengue Infection: I. Clinical and Physiological Manifestations of Dengue Hemorrhagic Fever in Thailand, 1964. *The Journal of pediatrics*. 2016;170:66. Epub 2016/02/29.
- Tomashek KM, Gregory CJ, Rivera Sanchez A, Bartek MA, Garcia Rivera EJ, Hunsperger E, et al. Dengue deaths in Puerto Rico: lessons learned from the 2007 epidemic. *PLoS neglected tropical diseases*. 2012;6(4):e1614. Epub 2012/04/25.
- Tomashek KM, Lorenzi OD, Andujar-Perez DA, Torres-Velasquez BC, Hunsperger EA, Munoz-Jordan JL, et al. Clinical and epidemiologic characteristics of dengue and other etiologic agents among patients with acute febrile illness, Puerto Rico, 2012-2015. *PLoS neglected tropical diseases*. 2017;11(9):e0005859. Epub 2017/09/14.
- Tomashek KM, Rivera A, Munoz-Jordan JL, Hunsperger E, Santiago L, Padro O, et al. Description of a large island-wide outbreak of dengue in Puerto Rico, 2007. *The American journal of tropical medicine and hygiene*. 2009;81(3):467-74. Epub 2009/08/27.
- Tomashek KM, Rivera A, Torres-Velasquez B, Hunsperger EA, Munoz-Jordan JL, Sharp TM, et al. Enhanced Surveillance for Fatal Dengue-Like Acute Febrile Illness in Puerto Rico, 2010-2012. *PLoS neglected tropical diseases*. 2016;10(10):e0005025. Epub 2016/10/12.
- Tomashek KM, Wills B, See Lum LC, Thomas L, Durbin A, Leo YS, et al. Development of standard clinical endpoints for use in dengue interventional trials. *PLoS neglected tropical diseases*. 2018;12(10):e0006497. Epub 2018/10/05.
- Toro C, Trevisi P, Lopez-Quintana B, Amor A, Iglesias N, Subirats M, et al. Imported Dengue Infection in a Spanish Hospital with a High Proportion of Travelers from Africa: A 9-Year Retrospective Study. *The American journal of tropical medicine and hygiene*. 2017;96(3):701-7. Epub 2017/02/09.
- Toro JF, Salgado DM, Vega R, Rodriguez JA, Rodriguez LS, Angel J, et al. Total and Envelope Protein-Specific Antibody-Secreting Cell Response in Pediatric Dengue Is Highly Modulated by Age and Subsequent Infections. *PLoS one*. 2016;11(8):e0161795. Epub 2016/08/26.
- Torres S, Hernandez JC, Giraldo D, Arboleda M, Rojas M, Smit JM, et al. Differential expression of Toll-like receptors in dendritic cells of patients with dengue during early and late acute phases of the disease. *PLoS neglected tropical diseases*. 2013;7(2):e2060. Epub 2013/03/08.
- Torres-Cepeda D, Santos-Bolívar J, Peña-Paredes E, Reyna-Villasmil E. Dengue y embarazo. *Med clín (Ed impr)*. 2009;132(1):37-8.
- Torresi J, Richmond PC, Heron LG, Qiao M, Marjason J, Starr-Spires L, et al. Replication and Excretion of the Live Attenuated Tetravalent Dengue Vaccine CYD-TDV in a Flavivirus-Naive Adult Population: Assessment of Vaccine Viremia and Virus Shedding. *The Journal of infectious diseases*. 2017;216(7):834-41. Epub 2017/10/03.
- Touch S, Hills S, Sokhal B, Samnang C, Sovann L, Khieu V, et al. Epidemiology and burden of disease from Japanese encephalitis in Cambodia: results from two years of sentinel surveillance. *Tropical medicine & international health : TM & IH*. 2009;14(11):1365-73.
- Townsley E, O'Connor G, Cosgrove C, Woda M, Co M, Thomas SJ, et al. Interaction of a dengue virus NS1-derived peptide with the inhibitory receptor KIR3DL1 on natural killer cells. *Clinical and experimental immunology*. 2016;183(3):419-30. Epub 2015/10/07.
- Townsley E, Woda M, Thomas SJ, Kalayanaroj S, Gibbons RV, Nisalak A, et al. Distinct activation phenotype of a highly conserved novel HLA-B57-restricted epitope during dengue virus infection. *Immunology*. 2014;141(1):27-38. Epub 2013/08/15.
- Tozan Y, Ratanawong P, Sewe MO, Wilder-Smith A, Kittayapong P. Household costs of hospitalized dengue illness in semi-rural Thailand. *PLoS neglected tropical diseases*. 2017;11(9):e0005961. Epub 2017/09/25.
- Tramontini Gomes de Sousa Cardozo F, Baimukanova G, Lanteri MC, Keating SM, Moraes Ferreira F, Heitman J, et al. Serum from dengue virus-infected patients with and without plasma leakage differentially affects endothelial cells barrier function in vitro. *PLoS one*. 2017;12(6):e0178820. Epub 2017/06/07.
- Trang NTH, Long NP, Hue TTM, Hung LP, Trung TD, Dinh DN, et al. Association between nutritional status and dengue infection: a systematic review and meta-analysis. *BMC infectious diseases*. 2016;16:172-.
- Treepasertsuk S, Kittittrakul C. LIVER COMPLICATIONS IN ADULT DENGUE AND CURRENT MANAGEMENT. *The Southeast Asian journal of tropical medicine and public health*. 2015;46 Suppl 1:99-107. Epub 2015/10/29.
- Tricou V, Minh NN, Farrar J, Tran HT, Simmons CP. Kinetics of viremia and NS1 antigenemia are shaped by immune status and virus serotype in adults with dengue. *PLoS neglected tropical diseases*. 2011;5(9):e1309. Epub 2011/09/13.
- Tricou V, Minh NN, Van TP, Lee SJ, Farrar J, Wills B, et al. A randomized controlled trial of chloroquine for the treatment of dengue in Vietnamese adults. *PLoS neglected tropical diseases*. 2010;4(8):e785. Epub 2010/08/14.

- 
- Tricou V, Vu HT, Quynh NV, Nguyen CV, Tran HT, Farrar J, et al. Comparison of two dengue NS1 rapid tests for sensitivity, specificity and relationship to viraemia and antibody responses. *BMC infectious diseases*. 2010;10:142. Epub 2010/06/01.
- 
- Trigo LAMC, Surita FG, Parpinelli MA, Pereira BG, Fertrin KY, Costa ML. Talassemia beta maior e gestação na adolescência: relato de dois casos. *Revista brasileira de ginecologia e obstetrícia : revista da Federação Brasileira das Sociedades de Ginecologia e Obstetrícia*. 2015;37(6):291-6.
- 
- Tripathi CDPSMAJKCAV, Author A, Department of Microbiology KGsMUL, India, Department of Paediatrics KGsMU, Lucknow I, et al. Seroepidemiology of spotted fever rickettsiosis in Uttar Pradesh: A prospective study. *Journal of Clinical and Diagnostic Research*. 2017;11(6):DC04-DC9.
- 
- Trmal J, Limberkova R. [Report on a measles epidemic in the Usti nad Labem Region]. *Epidemiologie, mikrobiologie, imunologie : casopis Spolecnosti pro epidemiologii a mikrobiologii Ceske lekarske spolecnosti JE Purkyne*. 2015;64(3):139-45. Epub 2015/10/09. Vyhodnoceni epidemie spalnicek v Usteckem kraji.
- 
- Trunfio M, Savoldi A, Viganò O, d'Arminio Monforte A. Bacterial coinfections in dengue virus disease: what we know and what is still obscure about an emerging concern. *Infection*. 2017;45(1):1-10. Epub 2016/07/23.
- 
- Trung DT, Thao le TT, Dung NM, Ngoc TV, Hien TT, Chau NV, et al. Clinical features of dengue in a large Vietnamese cohort: intrinsically lower platelet counts and greater risk for bleeding in adults than children. *PLoS neglected tropical diseases*. 2012;6(6):e1679. Epub 2012/06/30.
- 
- Trung DT, Thao le TT, Hien TT, Hung NT, Vinh NN, Hien PT, et al. Liver involvement associated with dengue infection in adults in Vietnam. *The American journal of tropical medicine and hygiene*. 2010;83(4):774-80. Epub 2010/10/05.
- 
- Tsai CY, Lee IK, Lee CH, Yang KD, Liu JW. Comparisons of dengue illness classified based on the 1997 and 2009 World Health Organization dengue classification schemes. *Journal of microbiology, immunology, and infection = Wei mian yu gan ran za zhi*. 2013;46(4):271-81. Epub 2012/10/02.
- 
- Tsai HC, Lin CC, Hong NS, Kuo TN, Huang YY, Lin MY, et al. Dengue virus infection in early gestation with delivery of an unaffected fetus and no vertical transmission. *Taiwanese journal of obstetrics & gynecology*. 2010;49(1):112-4. Epub 2010/05/15.
- 
- Tsai JJCKCPCLLTHHMLYCPGC, Author A, Tropical, Medicine Center KMUHKM, University KT, Division of Infectious D, et al. Role of cognitive parameters in dengue hemorrhagic fever and dengue shock syndrome. *Journal of biomedical science*. 2013;20(1).
- 
- Tukasan C, Furlan NB, Estofolete CF, Nogueira ML, da Silva NS. Evaluation of the importance of fever with respect to dengue prognosis according to the 2009 WHO classification: a retrospective study. *BMC infectious diseases*. 2017;17(1):6. Epub 2017/01/06.
- 
- Turtle L, Bali T, Buxton G, Chib S, Chan S, Soni M, et al. Human T cell responses to Japanese encephalitis virus in health and disease. *The Journal of experimental medicine*. 2016;213(7):1331-52. Epub 2016/06/01.
- 
- Tutiven JL, Pruden BT, Banks JS, Stevenson M, Birnbach DJ. Zika Virus: Obstetric and Pediatric Anesthesia Considerations. *Anesthesia and analgesia*. 2017;124(6):1918-29. Epub 2017/05/20.
- 
- Uddin MN, Hossain MM, Dastider R, Hasan Z, Ahmed Z, Dhar DK. Clinico-pathological profile of dengue syndrome: an experience in a tertiary care hospital, Dhaka, Bangladesh. *Mymensingh medical journal : MMJ*. 2014;23(4):774-80. Epub 2014/12/08.
- 
- Unidad Municipal de Higiene y Epidemiología Macías Miranda CD, Centro Provincial de Higiene EyMSD, Centro Provincial de Higiene EyMVA, Unidad Municipal de Higiene y Epidemiología Baquero Suárez J. Características clínicas y epidemiológicas de la epidemia de dengue en el municipio de Santiago de Cuba. *Medisan*. 2013;17(8).
- 
- Upadhaya BK, Sharma A, Khaira A, Dinda AK, Agarwal SK, Tiwari SC. Transient IgA nephropathy with acute kidney injury in a patient with dengue fever. *Saudi journal of kidney diseases and transplantation : an official publication of the Saudi Center for Organ Transplantation, Saudi Arabia*. 2010;21(3):521-5. Epub 2010/04/30.
- 
- Upadhyay M, Singhi S, Murlidharan J, Kaur N, Majumdar S. Randomized evaluation of fluid resuscitation with crystalloid (saline) and colloid (polymer from degraded gelatin in saline) in pediatric septic shock. *Indian pediatrics*. 2005;42(3):223-31.
- 
- Useche YM, Ribeiro-Alves M, Restrepo BN, Salgado DM, Narvaez CF, Campo O, et al. Single-Nucleotide Polymorphisms in NOD1, RIPK2, MICB, PLCE1, TNF, and IKBKE Genes Associated with Symptomatic Dengue in Children from Colombia. *Viral immunology*. 2018;31(9):613-23. Epub 2018/10/18.
- 
- Vaidya P, Venkataraman R. Pseudothrombocytopenia in a child with Dengue. *Indian journal of pediatrics*. 2014;81(12):1395-6.
- 
- Vaidya SR, Raut CG, Jadhav SM. Laboratory confirmation of rubella infection in suspected measles cases. *Journal of medical virology*. 2016;88(10):1685-9.
- 
- Vairo F, Mboera LE, De Nardo P, Oriyo NM, Meschi S, Rumisha SF, et al. Clinical, Virologic, and Epidemiologic Characteristics of Dengue Outbreak, Dar es Salaam, Tanzania, 2014. *Emerging infectious diseases*. 2016;22(5):895-9. Epub 2016/04/19.
- 
- Vairo F, Nicastrì E, Meschi S, Schepisi MS, Paglia MG, Bevilacqua N, et al. Seroprevalence of dengue infection: a cross-sectional survey in mainland Tanzania and on Pemba Island, Zanzibar. *International journal of infectious diseases : IJID : official publication of the International Society for Infectious Diseases*. 2012;16(1):e44-6. Epub 2011/11/18.
-

- Vaktskjold A, Van Tri D, Phi DN, Sandanger T. Infant growth disparity in the Khanh Hoa province in Vietnam: a follow-up study. *BMC pediatrics*. 2010;10:62. Epub 2010/08/25.
- van de Weg CA, Pannuti CS, de Araujo ES, van den Ham HJ, Andeweg AC, Boas LS, et al. Microbial translocation is associated with extensive immune activation in dengue virus infected patients with severe disease. *PLoS neglected tropical diseases*. 2013;7(5):e2236. Epub 2013/05/30.
- van de Weg CA, Pannuti CS, van den Ham HJ, de Araujo ES, Boas LS, Felix AC, et al. Serum angiopoietin-2 and soluble VEGF receptor 2 are surrogate markers for plasma leakage in patients with acute dengue virus infection. *Journal of clinical virology : the official publication of the Pan American Society for Clinical Virology*. 2014;60(4):328-35. Epub 2014/06/15.
- van de Weg CA, van Gorp EC, Supriatna M, Soemantri A, Osterhaus AD, Martina BE. Evaluation of the 2009 WHO dengue case classification in an Indonesian pediatric cohort. *The American journal of tropical medicine and hygiene*. 2012;86(1):166-70. Epub 2012/01/11.
- Van Voorhis WC, Adams JH, Adelfio R, Ah Yong V, Akabas MH, Alano P, et al. Open Source Drug Discovery with the Malaria Box Compound Collection for Neglected Diseases and Beyond. *PLoS pathogens*. 2016;12(7):e1005763. Epub 2016/07/29.
- van Weelden M, Viola GR, Kozu KT, Aikawa NE, Ivo CM, Silva CA. Histoplasmose disseminada em um adolescente mimetizando uma granulomatose com poliangiíte. 2015.
- Vargas DSMRAV-LLIRIALI, Author A, Ponce, School of Medicine PHSUSLSE, Hospital PPR, Dengue Branch DoV-BDCf, et al. Epidemiologic characteristics and clinical manifestations of chikungunya in a naive population, Puerto Rico 2015. *American journal of tropical medicine and hygiene*. 2015;93(4 Supplement):41.
- Vasquez V, Haddad E, Perignon A, Jaureguiberry S, Brichler S, Leparç-Goffart I, et al. Dengue, chikungunya, and Zika virus infections imported to Paris between 2009 and 2016: Characteristics and correlation with outbreaks in the French overseas territories of Guadeloupe and Martinique. *International journal of infectious diseases : IJID : official publication of the International Society for Infectious Diseases*. 2018;72:34-9. Epub 2018/05/22.
- Vazquez S, Acosta N, Ruiz D, Calzada N, Alvarez AM, Guzman MG. Immunoglobulin G antibody response in children and adults with acute dengue 3 infection. *Journal of virological methods*. 2009;159(1):6-9. Epub 2009/05/16.
- Vazquez S, Lozano C, Perez AB, Castellanos Y, Ruiz D, Calzada N, et al. Dengue specific immunoglobulins M, A, and E in primary and secondary dengue 4 infected Salvadorian children. *Journal of medical virology*. 2014;86(9):1576-83. Epub 2014/03/13.
- Vejbaesya S, Thongpradit R, Kalayanaroj S, Luangtrakool K, Luangtrakool P, Gibbons RV, et al. HLA Class I Supertype Associations With Clinical Outcome of Secondary Dengue Virus Infections in Ethnic Thais. *The Journal of infectious diseases*. 2015;212(6):939-47. Epub 2015/03/06.
- Velasco COCMA, Author A, Universidad Del Valle CV, Colombia, Correspondence A, C. Velasco UDVCVC, et al. Gastrointestinal somatization in children with dengue without warning signs in the university hospital of valle in Cali, Colombia. *Journal of Pediatric Gastroenterology and Nutrition*. 2016;63 Supplement 2:S325.
- Velasco JM, Alera MT, Ypil-Cardenas CA, Dimaano EM, Jarman RG, Chinnawirotpisan P, et al. Demographic, clinical and laboratory findings among adult and pediatric patients hospitalized with dengue in the Philippines. *The Southeast Asian journal of tropical medicine and public health*. 2014;45(2):337-45. Epub 2014/06/28.
- Velasco JM, Valderama MT, Lopez MN, Chua D, Jr., Latog R, 2nd, Roque V, Jr., et al. Chikungunya Virus Infections Among Patients with Dengue-Like Illness at a Tertiary Care Hospital in the Philippines, 2012-2013. *The American journal of tropical medicine and hygiene*. 2015;93(6):1318-24. Epub 2015/09/30.
- Velasquez CV, Roman AD, Lan NT, Huy NT, Mercado ES, Espino FE, et al. Alpha tryptase allele of Tryptase 1 (TPSAB1) gene associated with Dengue Hemorrhagic Fever (DHF) and Dengue Shock Syndrome (DSS) in Vietnam and Philippines. *Human immunology*. 2015;76(5):318-23. Epub 2015/03/24.
- Vélez JRNSETMVVVLPJAL, Author A, Hospital Episcopal San Lucas PHSU, School of Medicine PPR, Dengue Branch DoV-BDCf, Disease C, et al. Exploring the role of asthma in dengue patients. *American journal of tropical medicine and hygiene*. 2016;95(5 Supplement 1):425.
- Velikos K, Soubasi V, Michalettou I, Sarafidis K, Nakas C, Papadopoulou V, et al. Bayley-III scales at 12 months of corrected age in preterm infants: Patterns of developmental performance and correlations to environmental and biological influences. *Res Dev Disabil*. 2015;45-46:110-9.
- Venkatasubramani K, Paramasivan R, Thenmozhi V, Dhananjeyan KJ, Balaji T, Leo SVJ. Diagnosis of Chikungunya dominated co-infection with dengue during an outbreak in south India (2010 and 2012). *Tropical doctor*. 2015;45(3):197-9.
- Verhagen LM, de Groot R. Dengue in children. *The Journal of infection*. 2014;69 Suppl 1:S77-86. Epub 2014/09/17.
- Verma A, Jain A, Kumar C, Agarwal M, Kumar R. Effect of prior dengue infection on severity and outcome of Japanese encephalitis. *European journal of clinical microbiology & infectious diseases : official publication of the European Society of Clinical Microbiology*. 2018;37(3):519-25. Epub 2018/02/08.
- Verma R, Bharti K, Mehta M, Bansod A. Rhombencephalitis associated with Dengue fever. *Journal of clinical virology : the official publication of the Pan American Society for Clinical Virology*. 2016;78:99-101.
- Verma SPNVRDTKBDSBSVKVKRJSE, Author A, Jawaharlal Institute of Medical Education a, Research I, Correspondence A, S.P. Verma JIoME, et al. Hemophagocytic lymphohistiocytosis in adults and adolescents:

- Experience from a tertiary care centre in South India. *Indian Journal of Hematology and Blood Transfusion*. 2013;29(4):395.
- Vesga-Gómez C, Cáceres-Manrique FdM. Eficacia de la educación lúdica en la prevención del Dengue en escolares. *Revista de salud pública (Bogota, Colombia)*. 2010;12(4):558-69.
- Vicente CR, Cerutti Junior C, Fröschl G, Romano CM, Cabidelle AS, Herbinger KH. Influence of demographics on clinical outcome of dengue: a cross-sectional study of 6703 confirmed cases in Vitoria, Espírito Santo State, Brazil. *Epidemiology and infection*. 2017;145(1):46-53. Epub 2016/09/10.
- Vicente CR, Cerutti Junior C, Fröschl G, Romano CM, Cabidelle AS, Herbinger KH. Influence of demographics on clinical outcome of dengue: a cross-sectional study of 6703 confirmed cases in Vitória, Espírito Santo State, Brazil. *Epidemiology and infection*. 2017;145(1):46-53.
- Vicente CR, Herbinger KH, Fröschl G, Malta Romano C, de Souza Areias Cabidelle A, Cerutti Junior C. Serotype influences on dengue severity: a cross-sectional study on 485 confirmed dengue cases in Vitoria, Brazil. *BMC infectious diseases*. 2016;16:320. Epub 2016/07/10.
- Vicente CRHKHFGCJC, Author A, Center for I, Health L-M-UMG, Social Medicine FUoES, Vitória B, et al. Influence of age on the clinical outcome of dengue. *Tropical Medicine and International Health*. 2015;20 SUPPL. 1:412-3.
- Vickers IE, Harvey KM, Brown MG, Nelson K, DuCasse MB, Lindo JF. The performance of the SD BIOLINE Dengue DUO® rapid immunochromatographic test kit for the detection of NS1 antigen, IgM and IgG antibodies during a dengue type 1 epidemic in Jamaica. *Journal of biomedical science*. 2015;22:55-.
- Victa AGLBFMAAPAM, Author A, Universidade Estadual d, Feira de Santana ; Universidade do Estado da B, Universidade do Porto ; Diretoria de Vigilância Epidemiologia do E, da B, et al. Standard hospitalization for Dengue in a Brazilian city between 2009 and 2010. *European Journal of Epidemiology*. 2012;27(1 SUPPL. 1):S150-S1.
- Vieira CJ, Silva DJ, Barreto ES, Siqueira CE, Colombo TE, Ozanic K, et al. Detection of Mayaro virus infections during a dengue outbreak in Mato Grosso, Brazil. *Acta tropica*. 2015;147:12-6. Epub 2015/03/31.
- Viennet E, Ritchie SA, Faddy HM, Williams CR, Harley D. Epidemiology of dengue in a high-income country: a case study in Queensland, Australia. *Parasites & vectors*. 2014;7:379. Epub 2014/08/21.
- Vigne C, Dupuy M, Richetin A, Guy B, Jackson N, Bonaparte M, et al. Integrated immunogenicity analysis of a tetravalent dengue vaccine up to 4 y after vaccination. *Human vaccines & immunotherapeutics*. 2017;13(9):2004-16. Epub 2017/06/10.
- Vijayachari PSSSSAPSANMSPBAPSMGCBBD, Author A, Regional Medical Research C, Port Blair A, Nicobar Islands I, Hospital GBP, et al. Emergence of dengue in andaman & nicobar archipelago: Eco-epidemiological perspective. *Indian Journal of Medical Research*. 2011;134(8):235-7.
- Vijayalakshmi AM, Ganesh VRR. Hemophagocytic syndrome associated with dengue hemorrhagic fever. *Indian pediatrics*. 2009;46(6):545-.
- Vijayalakshmi AM, Jayavardhana A. Febrile rash and convalescent rash of dengue fever. *Indian pediatrics*. 2013;50(7):717. Epub 2013/08/15.
- Vijayalakshmi GNBRA, Author A, Department of Radiology CMCa, Hospital CI, Department of Radiology IoC, Health HfCECI, et al. Hepatitis and fever. *Indian Journal of Practical Pediatrics*. 2004;6(4):335-7.
- Villamor E, Villar LA, Lozano A, Herrera VM, Herran OF. Vitamin D serostatus and dengue fever progression to dengue hemorrhagic fever/dengue shock syndrome. *Epidemiology and infection*. 2017;145(14):2961-70. Epub 2017/09/15.
- Villar L, Dayan GH, Arredondo-Garcia JL, Rivera DM, Cunha R, Deseda C, et al. Efficacy of a tetravalent dengue vaccine in children in Latin America. *The New England journal of medicine*. 2015;372(2):113-23. Epub 2014/11/05.
- Villar LA, Gelvez RM, Rodríguez JA, Salgado D, Parra B, Osorio L, et al. [Biomarkers for the prognosis of severe dengue]. *Biomedica : revista del Instituto Nacional de Salud*. 2013;33 Suppl 1:108-16. Epub 2014/03/22. Biomarcadores pronosticos de gravedad del dengue.
- Villar LÁ, Gélvez RM, Rodríguez JA, Salgado D, Parra B, Osorio L, et al. Biomarcadores pronósticos de gravedad del dengue. *Biomedica : revista del Instituto Nacional de Salud*. 2013;33(supl.1):108-16.
- Villar LA, Rivera-Medina DM, Arredondo-Garcia JL, Boaz M, Starr-Spires L, Thakur M, et al. Safety and immunogenicity of a recombinant tetravalent dengue vaccine in 9-16 year olds: a randomized, controlled, phase II trial in Latin America. *The Pediatric infectious disease journal*. 2013;32(10):1102-9. Epub 2013/09/27.
- Villar-Centeno LA, Lozano-Parra A, Salgado-Garcia D, Herran OF. [Biochemical alterations as prediction markers for the severity of illness in dengue fever patients]. *Biomedica : revista del Instituto Nacional de Salud*. 2013;33 Suppl 1:63-9. Epub 2014/03/22. Alteraciones bioquímicas como marcadores predictores de gravedad en pacientes con fiebre por dengue.
- Villar-Centeno LÁ, Lozano-Parra A, Salgado-García D, Herrán ÓF. Alteraciones bioquímicas como marcadores predictores de gravedad en pacientes con fiebre por dengue. *Biomedica : revista del Instituto Nacional de Salud*. 2013;33(supl.1):63-9.
- Vinner L, Domingo C, Ostby ACB, Rosenberg K, Fomsgaard A. Cases of travel-acquired dengue fever in Denmark 2001-2009. *Clinical microbiology and infection : the official publication of the European Society of Clinical Microbiology and Infectious Diseases*. 2012;18(2):171-6.
- Viprakasit V, Ekwattanakit S, Chalaow N, Riouleang S, Wijit S, Tanyut P, et al. Clinical presentation and molecular identification of four uncommon alpha globin variants in Thailand. Initiation codon mutation of &#945;2-globin

- Gene (HBA2:c.1delA), donor splice site mutation of &#945;1-globin gene (IVSI-1, HBA1:c.95 + 1G>A), hemoglobin Queens Park/Chao Pra Ya (HBA1:c.98T>A) and hemoglobin Westmead (HBA2:c.369C>G). *Acta haematologica*. 2014;131(2):88-94.
- Viprakasit V, Ekwattanakit S, Chalaow N, Riolueang S, Wijit S, Tanyut P, et al. Clinical presentation and molecular identification of four uncommon alpha globin variants in Thailand. Initiation codon mutation of alpha2-globin Gene (HBA2:c.1delA), donor splice site mutation of alpha1-globin gene (IVSI-1, HBA1:c.95 + 1G>A), hemoglobin Queens Park/Chao Pra Ya (HBA1:c.98T>A) and hemoglobin Westmead (HBA2:c.369C>G). *Acta haematologica*. 2014;131(2):88-94. Epub 2013/10/02.
- Vita WP, Nicolai CCdA, Azevedo MBd, Souza MFd, Baran M. Dengue: alertas clínicos e laboratoriais da evolução grave da doença. *Rev Soc Bras Clín Méd*. 2009;7(1):11-4.
- Vivanco-Cid H, Maldonado-Renteria MJ, Sanchez-Vargas LA, Izaguirre-Hernandez IY, Hernandez-Flores KG, Remes-Ruiz R. Dynamics of interleukin-21 production during the clinical course of primary and secondary dengue virus infections. *Immunology letters*. 2014;161(1):89-95. Epub 2014/05/27.
- Vivek R, Ahamed SF, Kotabagi S, Chandele A, Khanna I, Khanna N, et al. Evaluation of a pan-serotype point-of-care rapid diagnostic assay for accurate detection of acute dengue infection. *Diagnostic microbiology and infectious disease*. 2017;87(3):229-34.
- Vivian Thangaraj JW, Mittal M, Verghese VP, Kumar CPG, Rose W, Sabarinathan R, et al. Scrub Typhus as an Etiology of Acute Febrile Illness in Gorakhpur, Uttar Pradesh, India, 2016. *The American journal of tropical medicine and hygiene*. 2017;97(5):1313-5. Epub 2017/08/19.
- Voge NV, Perera R, Mahapatra S, Gresh L, Balmaseda A, Lorono-Pino MA, et al. Metabolomics-Based Discovery of Small Molecule Biomarkers in Serum Associated with Dengue Virus Infections and Disease Outcomes. *PLoS neglected tropical diseases*. 2016;10(2):e0004449. Epub 2016/02/26.
- Volper EMOHCBMJJAIGDYNVR, Author A, University of Hawaii HUS, Correspondence A, E.M. Volper UoHHUS, Full Record Entry D. Validation of a multiplex microsphere-based immunoassay for measurement of anti-dengue virus immunoglobulin antibodies. *American journal of tropical medicine and hygiene*. 2009;81(5 SUPPL. 1):26.
- Vong S, Khieu V, Glass O, Ly S, Duong V, Huy R, et al. Dengue incidence in urban and rural Cambodia: results from population-based active fever surveillance, 2006-2008. *PLoS neglected tropical diseases*. 2010;4(11):e903. Epub 2010/12/15.
- Voraphani N, Khongphatthanayothin A, Srikaew K, Tontulawat P, Poovorawan Y. Matrix metalloproteinase-9 (mmp-9) in children with dengue virus infection. *Japanese journal of infectious diseases*. 2010;63(5):346-8. Epub 2010/09/23.
- Voraphani N, Theamboonlers A, Khongphatthanayothin A, Srisai C, Poovorawan Y. Increased level of hepatocyte growth factor in children with dengue virus infection. *Annals of tropical paediatrics*. 2010;30(3):213-8. Epub 2010/09/11.
- Vorderwinkler KP, Mühldorfer M, Pillukat T, van Schoonhoven J. Die Behandlung bakterieller Infektionen an den Interphalangealgelenken der Hand. *Oper Orthop Traumatol*. 2011;23(3):192-203.
- Vu DM, Mutai N, Heath CJ, Vulule JM, Mutuku FM, Ndenga BA, et al. Unrecognized Dengue Virus Infections in Children, Western Kenya, 2014-2015. *Emerging infectious diseases*. 2017;23(11):1915-7. Epub 2017/10/20.
- Vu DM, Ripp K, Mutai N, Ndenga BA, Heath C, LaBeaud AD. Dengue virus and malaria co-infection in Kenyan children. *Annals of global health Conference: 7th annual CUGH conference: bridging to a sustainable future in global health United states Conference start: 20160409 Conference end: 20160411*. 2016;82(3):435-6.
- Vu TT, Holmes EC, Duong V, Nguyen TQ, Tran TH, Quail M, et al. Emergence of the Asian 1 genotype of dengue virus serotype 2 in viet nam: in vivo fitness advantage and lineage replacement in South-East Asia. *PLoS neglected tropical diseases*. 2010;4(7):e757. Epub 2010/07/24.
- Wacharasindhu SBYTSASSTSV, Author A, Division o, Endocrinology DoPCUB, Thailand, Correspondence A, et al. Endocrine changes in children with dengue virus infection. *Asian Biomedicine*. 2009;3(5):557-61.
- Waggoner J, Brichard J, Mutuku F, Ndenga B, Heath CJ, Mohamed-Hadley A, et al. Malaria and Chikungunya Detected Using Molecular Diagnostics Among Febrile Kenyan Children. *Open Forum Infect Dis*. 2017;4(3):ofx110-ofx.
- Waggoner JJ, Abeynayake J, Balassiano I, Lefterova M, Sahoo MK, Liu Y, et al. Multiplex nucleic acid amplification test for diagnosis of dengue fever, malaria, and leptospirosis. *Journal of clinical microbiology*. 2014;52(6):2011-8. Epub 2014/03/29.
- Waggoner JJ, Balassiano I, Mohamed-Hadley A, Vital-Brazil JM, Sahoo MK, Pinsky BA. Reverse-Transcriptase PCR Detection of *Leptospira*: Absence of Agreement with Single-Specimen Microscopic Agglutination Testing. *PloS one*. 2015;10(7):e0132988. Epub 2015/07/16.
- Waggoner JJ, Ballesteros G, Gresh L, Mohamed-Hadley A, Tellez Y, Sahoo MK, et al. Clinical evaluation of a single-reaction real-time RT-PCR for pan-dengue and chikungunya virus detection. *Journal of clinical virology : the official publication of the Pan American Society for Clinical Virology*. 2016;78:57-61. Epub 2016/03/19.
- Waggoner JJ, Balmaseda A, Gresh L, Sahoo MK, Montoya M, Wang C, et al. Homotypic Dengue Virus Reinfections in Nicaraguan Children. *The Journal of infectious diseases*. 2016;214(7):986-93. Epub 2016/03/18.

- Waggoner JJ, Gresh L, Mohamed-Hadley A, Balmaseda A, Soda KJ, Abeynayake J, et al. Characterization of Dengue Virus Infections Among Febrile Children Clinically Diagnosed With a Non-Dengue Illness, Managua, Nicaragua. *The Journal of infectious diseases*. 2017;215(12):1816-23. Epub 2017/09/03.
- Waggoner JJ, Sahadeo NS, Brown A, Mohamed-Hadley A, Hadley D, Carrington L, et al. Improved serotype-specific dengue virus detection in Trinidad and Tobago using a multiplex, real-time RT-PCR. *Diagnostic microbiology and infectious disease*. 2015;81(2):105-6. Epub 2014/12/24.
- Wahyono TYM, Nealon J, Beucher S, Prayitno A, Moureau A, Nawawi S, et al. Indonesian dengue burden estimates: review of evidence by an expert panel. *Epidemiology and infection*. 2017;145(11):2324-9. Epub 2017/05/27.
- Wakamoto H, Sano N, Yano Y, Sakai S, Kikuchi T, Fukuda M, et al. Clinical Usefulness of Serum Krebs von den Lungen-6 for Detecting Chronic Aspiration in Children with Severe Motor and Intellectual Disabilities. *The Journal of pediatrics*. 2015;167(5):1136-42.
- Wakimoto MD, Camacho LA, Guaraldo L, Damasceno LS, Brasil P. Dengue in children: a systematic review of clinical and laboratory factors associated with severity. Expert review of anti-infective therapy. 2015;13(12):1441-56. Epub 2015/11/05.
- Wakimoto MD. Fatores associados ao dengue grave em crianças: estudo caso-controle em três hospitais pediátricos no município do Rio de Janeiro. 2011:xiii,128-xiii,.
- Wakimoto MD, CLABGMLBP, Author A, Instituto, Nacional de Infectologia Evandro Chagas FOCA, Brasil MRdJB, Escola Nacional de Saúde Pública Sergio Arouca F, et al. Clinical and Laboratory Factors Associated with Severe Dengue: A Case-Control Study of Hospitalized Children. *Journal of tropical pediatrics*. 2018;64(5):373-81.
- Walenzik A, Rabe-Menssen C, Lux G, Wasem J, Jahn R. Zur Versorgungslage im Bereich der ambulanten Psychotherapie--Ergebnisse einer Erhebung unter den Mitgliedern der Deutschen Psychotherapeuten Vereinigung (DPtV). *Gesundheitswesen*. 2014;76(3):135-46.
- Wallace D. Persistence of neutralizing antibodies one year after two doses of a candidate recombinant tetravalent dengue vaccine in subjects aged from 1.5 to 45 years. *American journal of tropical medicine and hygiene Conference: 64th annual meeting of the american society of tropical medicine and hygiene, ASTMH 2015 United states Conference start: 20151025 Conference end: 20151029*. 2015;93(4 Supplement):373.
- Walter M. Interview--Muskeldystrophien--weltweite Suche nach den Patienten. *Z Orthop Unfall*. 2011;149(4):365-7.
- Wan Jamaludin WF, Periyasamy P, Wan Mat WR, Abdul Wahid SF. Dengue infection associated hemophagocytic syndrome: Therapeutic interventions and outcome. *Journal of clinical virology : the official publication of the Pan American Society for Clinical Virology*. 2015;69:91-5.
- Wan SW, Chen PW, Chen CY, Lai YC, Chu YT, Hung CY, et al. Therapeutic Effects of Monoclonal Antibody against Dengue Virus NS1 in a STAT1 Knockout Mouse Model of Dengue Infection. *Journal of immunology (Baltimore, Md : 1950)*. 2017;199(8):2834-44. Epub 2017/09/15.
- Wan SW, LCFMCLHYLHSHYTMCLCCLYS, Author A, Institute of Basic Medical Sciences NCK, University Medical College TT, Institute of Clinical Medicine NCKU, Medical College TT, et al. C-terminal region of dengue virus nonstructural protein 1 is involved in endothelial cell cross-reactivity via molecular mimicry. *American Journal of Infectious Diseases*. 2008;4(1):85-91.
- Wang CC, Lee IK, Su MC, Lin HI, Huang YC, Liu SF, et al. Differences in clinical and laboratory characteristics and disease severity between children and adults with dengue virus infection in Taiwan, 2002. *Transactions of the Royal Society of Tropical Medicine and Hygiene*. 2009;103(9):871-7. Epub 2009/06/09.
- Wang C-G, Liu Q-Y, Jiang B-F. [Time between the onset and diagnosis of dengue fever and related influencing factors in China]. *Zhonghua Liu Xing Bing Xue Za Zhi*. 2012;33(10):1064-6.
- Wang L, Chen RF, Liu JW, Lee IK, Lee CP, Kuo HC, et al. DC-SIGN (CD209) Promoter -336 A/G polymorphism is associated with dengue hemorrhagic fever and correlated to DC-SIGN expression and immune augmentation. *PLoS neglected tropical diseases*. 2011;5(1):e934. Epub 2011/01/20.
- Ward CE, Chapman JI. Chikungunya in Children: A Clinical Review. *Pediatric emergency care*. 2018;34(7):510-5. Epub 2018/07/03.
- Wardhani P, Aryati A, Yohan B, Trimarsanto H, Setianingsih TY, Puspitasari D, et al. Clinical and virological characteristics of dengue in Surabaya, Indonesia. *PLoS one*. 2017;12(6):e0178443. Epub 2017/06/03.
- Wasonga C, Inoue S, Kimotho J, Morita K, Ongus J, Sang R, et al. Development and Evaluation of an in-House IgM-Capture ELISA for the Detection of Chikungunya and Its Application to a Dengue Outbreak Situation in Kenya in 2013. *Japanese journal of infectious diseases*. 2015;68(5):410-4.
- Watanaveeradej V, Gibbons RV, Simasathien S, Nisalak A, Jarman RG, Kerdpanich A, et al. Safety and immunogenicity of a rederived, live-attenuated dengue virus vaccine in healthy adults living in Thailand: a randomized trial. *The American journal of tropical medicine and hygiene*. 2014;91(1):119-28. Epub 2014/05/29.
- Wathanaworawit W, Turner P, Turner C, Tanganuchitcharnchai A, Jintaworn S, Hanboonkunupakarn B, et al. Diagnostic Accuracy Assessment of Immunochromatographic Tests for the Rapid Detection of Antibodies Against *Orientia tsutsugamushi* Using Paired Acute and Convalescent Specimens. *The American journal of tropical medicine and hygiene*. 2015;93(6):1168-71.

- Wathanaworawit W, Turner P, Turner CL, Tanganuchitcharnchai A, Jarman RG, Blacksell SD, et al. A prospective evaluation of diagnostic methodologies for the acute diagnosis of dengue virus infection on the Thailand-Myanmar border. *Transactions of the Royal Society of Tropical Medicine and Hygiene*. 2011;105(1):32-7.
- Whitehead SS, Durbin AP, Francis DP, Precioso A, Palacios R, Thome B, et al. Safety evaluation and immunogenicity of a single dose live-attenuated tetravalent dengue vaccine in dengue endemic populations. *American journal of tropical medicine and hygiene Conference: 64th annual meeting of the american society of tropical medicine and hygiene, ASTMH 2015 United states Conference start: 20151025 Conference end: 20151029*. 2015;93(4 Supplement):372-3.
- Whitehead SS, Durbin AP, Pierce KK, Elwood D, McElvany BD, Fraser EA, et al. In a randomized trial, the live attenuated tetravalent dengue vaccine TV003 is well-tolerated and highly immunogenic in subjects with flavivirus exposure prior to vaccination. *PLoS neglected tropical diseases*. 2017;11(5):e0005584. Epub 2017/05/10.
- Whitehorn J, Chau TN, Nguyet NM, Kien DT, Quyen NT, Trung DT, et al. Genetic variants of MICB and PLCE1 and associations with non-severe dengue. *PLoS one*. 2013;8(3):e59067. Epub 2013/03/29.
- Whitehorn J, Kien DTH, Quyen NTH, Wills B, Van Vinh Chau N, Tam DTH, et al. Genetic variants of MICB and PLCE1 and associations with the laboratory features of dengue. *BMC infectious diseases*. 2017;17(1):412. Epub 2017/06/11.
- Whitehorn J, Rodriguez Roche R, Guzman MG, Martinez E, Gomez WV, Nainggolan L, et al. Prophylactic platelets in dengue: survey responses highlight lack of an evidence base. *PLoS neglected tropical diseases*. 2012;6(6):e17116. Epub 2012/06/30.
- Wibawa TWNAELIS, Author A, Department of Microbiology U, Gajah Mada I, Laboratory of Animal Physiology UGM, Indonesia, et al. DC-SIGN (CD209) carbohydrate recognition domain is not polymorphic in dengue virus-infected Indonesian patients. *Tropical Medicine and Health*. 2015;43(2):101-5.
- Wichmann OMNJT, Author A, Institute, of Tropical Medicine HUBSD, Berlin G, Correspondence A, et al. Dengue - The underestimated risk in travellers. *Dengue Bulletin*. 2003;27:126-37.
- Wijayaratne D, Ranasinghe P, Mohotti SP, Dilrukshi SA, Katulanda P. Dengue fever in a patient with severe haemophilia: a case report. *BMC research notes*. 2015;8:78. Epub 2015/04/19.
- Wilder-Smith A, Byass P, Olanratmanee P, Maskhao P, Sringeriyuang L, Logan JG, et al. The impact of insecticide-treated school uniforms on dengue infections in school-aged children: study protocol for a randomised controlled trial in Thailand. *Trials*. 2012;13:212. Epub 2012/11/17.
- Wilder-Smith A, Chen LH, Massad E, Wilson ME. Threat of dengue to blood safety in dengue-endemic countries. *Emerging infectious diseases*. 2009;15(1):8-11. Epub 2009/01/01.
- Wilder-Smith A. Dengue infections in travellers. *Paediatrics and international child health*. 2012;32 Suppl 1:28-32. Epub 2012/06/08.
- Willocks LJ, Guerendiain D, Austin HI, Morrison KE, Cameron RL, Templeton KE, et al. An outbreak of mumps with genetic strain variation in a highly vaccinated student population in Scotland. *Epidemiology and Infection*. 2017;145(15):3219-25.
- Wills B, Tran VN, Nguyen TH, Truong TT, Tran TN, Nguyen MD, et al. Hemostatic changes in Vietnamese children with mild dengue correlate with the severity of vascular leakage rather than bleeding. *The American journal of tropical medicine and hygiene*. 2009;81(4):638-44. Epub 2009/10/10.
- Wilson MR, Zimmermann LL, Crawford ED, Sample HA, Soni PR, Baker AN, et al. Acute West Nile Virus Meningoencephalitis Diagnosed Via Metagenomic Deep Sequencing of Cerebrospinal Fluid in a Renal Transplant Patient. *American journal of transplantation : official journal of the American Society of Transplantation and the American Society of Transplant Surgeons*. 2017;17(3):803-8. Epub 2016/10/22.
- Witayathawornwong P, Jirachanchai O, Kasemsut P, Mahawijit N, Srisakkwa R. Severe perinatal dengue hemorrhagic fever in a low birth weight infant. *The Southeast Asian journal of tropical medicine and public health*. 2012;43(1):62-7.
- Wiyatno AZFESDAKMKSSDINS, Author A, Eijkman Institute for Molecular Biology JI, Cardiology Division DoC, Health FoMUJICM, National General Hospital JI, et al. Characterization of rhinovirus c from a 4-year-old boy with acute onset dilated cardiomyopathy in Jakarta, Indonesia. *JMM Case Reports*. 2018;5(9):1-4.
- Woda M, Friberg H, Currier JR, Srikiatkachorn A, Macareo LR, Green S, et al. Dynamics of Dengue Virus (DENV)-Specific B Cells in the Response to DENV Serotype 1 Infections, Using Flow Cytometry With Labeled Virions. *The Journal of infectious diseases*. 2016;214(7):1001-9. Epub 2016/07/23.
- Wolbers M, Kleinschmidt I, Simmons CP, Donnelly CA. Considerations in the design of clinical trials to test novel entomological approaches to dengue control. *PLoS neglected tropical diseases*. 2012;6(11):e1937-e.
- Wong JG, Thein TL, Leo YS, Pang J, Lye DC. Identifying Adult Dengue Patients at Low Risk for Clinically Significant Bleeding. *PLoS one*. 2016;11(2):e0148579. Epub 2016/02/06.
- Woon YL, Hor CP, Hussin N, Zakaria A, Goh PP, Cheah WK. A Two-Year Review on Epidemiology and Clinical Characteristics of Dengue Deaths in Malaysia, 2013-2014. *PLoS neglected tropical diseases*. 2016;10(5):e0004575. Epub 2016/05/21.
- Woon YL, Lee KY, Mohd Anuar SFZ, Goh PP, Lim TO. Validity of International Classification of Diseases (ICD) coding for dengue infections in hospital discharge records in Malaysia. *BMC health services research*. 2018;18(1):292. Epub 2018/04/22.

- Wrammert J, Onlamoon N, Akondy RS, Perng GC, Polsrila K, Chandele A, et al. Rapid and massive virus-specific plasmablast responses during acute dengue virus infection in humans. *Journal of virology*. 2012;86(6):2911-8. Epub 2012/01/13.
- Wright PF, Ankras S, Henderson SE, Durbin AP, Speicher J, Whitehead SS, et al. Evaluation of the Langat/dengue 4 chimeric virus as a live attenuated tick-borne encephalitis vaccine for safety and immunogenicity in healthy adult volunteers. *Vaccine*. 2008;26(7):882-90.
- Wu D, Wu J, Zhang Q, Zhong H, Ke C, Deng X, et al. Chikungunya outbreak in Guangdong Province, China, 2010. *Emerging infectious diseases*. 2012;18(3):493-5.
- Xavier-Carvalho C, Gibson G, Brasil P, Ferreira RX, de Souza Santos R, Goncalves Cruz O, et al. Single nucleotide polymorphisms in candidate genes and dengue severity in children: a case-control, functional and meta-analysis study. *Infection, genetics and evolution : journal of molecular epidemiology and evolutionary genetics in infectious diseases*. 2013;20:197-205. Epub 2013/09/11.
- Xiong YQ, Mo Y, Shi TL, Zhu L, Chen Q. Dengue virus infection during pregnancy increased the risk of adverse fetal outcomes? An updated meta-analysis. *Journal of clinical virology : the official publication of the Pan American Society for Clinical Virology*. 2017;94:42-9. Epub 2017/07/29.
- Yacoub S, Lam PK, Huynh TT, Nguyen Ho HH, Dong Thi HT, Van NT, et al. Endothelial Nitric Oxide Pathways in the Pathophysiology of Dengue: A Prospective Observational Study. *Clinical infectious diseases : an official publication of the Infectious Diseases Society of America*. 2017;65(9):1453-61. Epub 2017/07/05.
- Yacoub S, Lam PK, Vu le HM, Le TL, Ha NT, Toan TT, et al. Association of Microvascular Function and Endothelial Biomarkers With Clinical Outcome in Dengue: An Observational Study. *The Journal of infectious diseases*. 2016;214(5):697-706. Epub 2016/05/28.
- Yacoub S, Trung TH, Lam PK, Thien VHN, Hai DHT, Phan TQ, et al. Cardio-haemodynamic assessment and venous lactate in severe dengue: Relationship with recurrent shock and respiratory distress. *PLoS neglected tropical diseases*. 2017;11(7):e0005740. Epub 2017/07/12.
- Yacoub SWHSCPSGWB, Author A, Department of Medicine ICLL, United K, Oxford, University Clinical Research Unit HCMCVN, et al. Microvascular and endothelial function for risk prediction in dengue: An observational study. *The Lancet*. 2015;385 SUPPL. 1:S102.
- Yadav DK, Choudhary S, Gupta PK, Beniwal MK, Agarwal S, Shukla U, et al. The Tei index and asymptomatic myocarditis in children with severe dengue. *Pediatric cardiology*. 2013;34(6):1307-13. Epub 2013/02/12.
- Yakoob J, Jafri W, Siddiqui S, Riaz M. Dengue fever with hepatitis E and hepatitis A infection. *JPMA The Journal of the Pakistan Medical Association*. 2009;59(3):176-7. Epub 2009/03/18.
- Yang J, Zhang J, Deng Q, Wang J, Chen Y, Liu X, et al. Investigation on prenatal dengue infections in a dengue outbreak in Guangzhou City, China. *Infectious diseases (London, England)*. 2017;49(4):315-7. Epub 2016/10/14.
- Yao KH. [Common pediatric infectious diseases following natural disasters]. *Zhongguo dang dai er ke za zhi = Chinese journal of contemporary pediatrics*. 2013;15(6):435-9. Epub 2013/06/26.
- Yeh CY, Chen PL, Chuang KT, Shu YC, Chien YW, Perng GC, et al. Symptoms associated with adverse dengue fever prognoses at the time of reporting in the 2015 dengue outbreak in Taiwan. *PLoS neglected tropical diseases*. 2017;11(12):e0006091. Epub 2017/12/07.
- Yew YW, Ye T, Ang LW, Ng LC, Yap G, James L, et al. Seroepidemiology of dengue virus infection among adults in Singapore. *Annals of the Academy of Medicine, Singapore*. 2009;38(8):667-75. Epub 2009/09/09.
- Yin X, Zhong X, Pan S. VERTICAL TRANSMISSION OF DENGUE INFECTION: THE FIRST PUTATIVE CASE REPORTED IN CHINA. *Revista do Instituto de Medicina Tropical de Sao Paulo*. 2016;58:90-.
- Yoksan S, Tubthong K, Kanitwithayanun W, Jirakanjanakit N. Laboratory assays and field dengue vaccine evaluation at Ratchaburi province, Thailand: a preliminary result. *Journal of clinical virology : the official publication of the Pan American Society for Clinical Virology*. 2009;46 Suppl 2:S13-5. Epub 2009/10/06.
- Yoon IK, Srikiatkachorn A, Hermann L, Buddhari D, Scott TW, Jarman RG, et al. Characteristics of mild dengue virus infection in Thai children. *The American journal of tropical medicine and hygiene*. 2013;89(6):1081-7. Epub 2013/10/16.
- Yoon IK. FOCAL DENGUE VIRUS TRANSMISSION IN KAMPHAENG PHET, THAILAND AND IMPLICATIONS FOR MANAGEMENT. *The Southeast Asian journal of tropical medicine and public health*. 2015;46 Suppl 1:17-25. Epub 2015/10/29.
- Yoon IKNASKCTBBPGRV, Author A, Armed Forces Research Institute o, Medical Sciences BT, Usamc-Afrims B, Thailand, et al. Serotype-specific dengue virus circulation and dengue disease in Bangkok, Thailand from 1973 to 2010. *International Journal of Infectious Diseases*. 2012;16 SUPPL.1:e141.
- Yoshimura Y, Sakamoto Y, Amano Y, Nakaharai K, Yaita K, Hoshina T, et al. Four Cases of Autochthonous Dengue Infection in Japan and 46 Imported Cases: Characteristics of Japanese Dengue. *Internal medicine (Tokyo, Japan)*. 2015;54(23):3005-8. Epub 2015/12/04.
- Yousaf KRASSQSNMSMZKS, Author A, NewRadiology, Department SloMSLP, Department of Medicine SloMS, Lahore P, et al. Sonographic features of polyserositis as an adjunct to clinico - Pathological parameters in diagnosing and predicting the severity of dengue fever. *Pakistan Journal of Medical and Health Sciences*. 2011;5(1):184-9.

- Yozwiak NL, Skewes-Cox P, Stenglein MD, Balmaseda A, Harris E, DeRisi JL. Virus identification in unknown tropical febrile illness cases using deep sequencing. *PLoS neglected tropical diseases*. 2012;6(2):e1485. Epub 2012/02/22.
- Yung CF, Chan SP, Thein TL, Chai SC, Leo YS. Epidemiological risk factors for adult dengue in Singapore: an 8-year nested test negative case control study. *BMC infectious diseases*. 2016;16:323. Epub 2016/07/09.
- Yung CF, Lee KS, Thein TL, Tan LK, Gan VC, Wong JG, et al. Dengue serotype-specific differences in clinical manifestation, laboratory parameters and risk of severe disease in adults, singapore. *The American journal of tropical medicine and hygiene*. 2015;92(5):999-1005. Epub 2015/04/01.
- Zafar H, Hayyat A, Akhtar N, Rizwan SF. Prevalence of undifferentiated fever in adults of Rawalpindi having primary dengue fever. *JPMA The Journal of the Pakistan Medical Association*. 2013;63(6):770-1. Epub 2013/08/02.
- Zahur-ur-Rehman AAMMAAM, Author A, Department o, Hematology AFloPRP, Correspondence A, A. Zur-ur-Rehman DoHAFlo, et al. Clinical spectrum of thrombocytopenia in adult population of Karachi. *Journal of the College of Physicians and Surgeons Pakistan*. 2001;11(10):603-5.
- Zaidi MB, Garcia-Cordero J, Rivero-Gomez R, Corzo-Gomez J, Gonzalez YAME, Bonilla-Moreno R, et al. Competitive suppression of dengue virus replication occurs in chikungunya and dengue co-infected Mexican infants. *Parasites & vectors*. 2018;11(1):378. Epub 2018/07/05.
- Zainal N, Chang CP, Cheng YL, Wu YW, Anderson R, Wan SW, et al. Resveratrol treatment reveals a novel role for HMGB1 in regulation of the type 1 interferon response in dengue virus infection. *Scientific reports*. 2017;7:42998. Epub 2017/02/22.
- Zakaria Z, Zainordin NA, Sim BL, Zaid M, Haridan US, Aziz AT, et al. An evaluation of the World Health Organization's 1997 and 2009 dengue classifications in hospitalized dengue patients in Malaysia. *Journal of infection in developing countries*. 2014;8(7):869-75. Epub 2014/07/16.
- Zakaria Z, Zainordin NA, Sim BLH, Zaid M, Haridan US, Aziz ATA, et al. An evaluation of the World Health Organization's 1997 and 2009 dengue classifications in hospitalized dengue patients in Malaysia. *Journal of infection in developing countries*. 2014;8(7):869-75.
- Zaki SA, Author A, Department of Pediatrics LT, Municipal Medical College GHRnNRMOQ, Sion MI, Correspondence A, et al. Malaria and dengue co-infection. *Annals of Indian Academy of Neurology*. 2011;14(2):141-2.
- Zaki SA, Shanbag P. Clinical manifestations of dengue and leptospirosis in children in Mumbai: an observational study. *Infection*. 2010;38(4):285-91. Epub 2010/05/28.
- Zambon MP, Antonio MARGM, Morcillo AM, Queiroz RA, Carvalho MdQe, Reis MCd. Manifestações clínicas de dengue em crianças durante epidemia na região de Campinas (SP). *Rev ciênc méd, (Campinas)*. 2010;19(1/6).
- Zavattoni M, Rovida F, Campanini G, Percivalle E, Sarasini A, Cristini G, et al. Miscarriage following dengue virus 3 infection in the first six weeks of pregnancy of a dengue virus-naïve traveller returning from Bali to Italy, April 2016. *Euro surveillance*. 2016;21(31).
- Zeka AN, Tasbakan M, Pullukçu H, Sipahi OR, Yamazhan T, Arda B. Türkiye'den Bildirilen Zigomikoz Olgularının Havuz Analiz Yöntemi ile Değerlendirilmesi. *Mikrobiyol Bul*. 2013;47(4):708-16.
- Zhang F, Kramer CV. Corticosteroids for dengue infection. *The Cochrane database of systematic reviews*. 2014(7):CD003488. Epub 2014/07/02.
- Zhang FC, Zhao H, Li LH, Jiang T, Hong WX, Wang J, et al. Severe dengue outbreak in Yunnan, China, 2013. *International journal of infectious diseases : IJID : official publication of the International Society for Infectious Diseases*. 2014;27:4-6. Epub 2014/08/12.
- Zhang FTXHLYCYWJCWHH, Author A, Department of Infectious Diseases GNPsH, Guangzhou C, Department of Parasitology ZMCSY-s, University GC, et al. A clinical, epidemiological and virological study of a dengue fever outbreak in Guangzhou, China - 2002-2006. *Dengue Bulletin*. 2007;31:10-8.
- Zhao L, Huang X, Hong W, Qiu S, Wang J, Yu L, et al. Slow resolution of inflammation in severe adult dengue patients. *BMC infectious diseases*. 2016;16:291. Epub 2016/06/16.
- Zhu LTTLKJJC, Author A, Chang General Hospital S, Singapore, Correspondence A, L. Zhu CGHSS, et al. Thyroiditis as a silent cause of hyperglycaemia in type 1 diabetes. *Endocrine Reviews*. 2015;36:2015-03.
- Zuchi N, Heinen LB, Santos MA, Pereira FC, Silhessarenko RD. Molecular detection of Mayaro virus during a dengue outbreak in the state of Mato Grosso, Central-West Brazil. *Memorias do Instituto Oswaldo Cruz*. 2014;109(6):820-3. Epub 2014/08/21.
- Zulkipli MS, Dahlui M, Jamil N, Peramalah D, Wai HVC, Bulgiba A, et al. The association between obesity and dengue severity among pediatric patients: A systematic review and meta-analysis. *PLoS neglected tropical diseases*. 2018;12(2):e0006263. Epub 2018/02/08.