

# URosario Research - in figures

The Research Council at the Universidad del Rosario implements mechanisms to promote and strengthen research at the institution, which now has **42 research groups**, **5 research centers**, and **a Research Institute at the highest level**. This enables the University to contribute to the regional, national, and international progress of science and development.

**42**  
RESEARCH  
GROUPS

**274**

**PUBLICACTONS** IN THE  
SCOPUS DATA BASE (2015)

**36%**

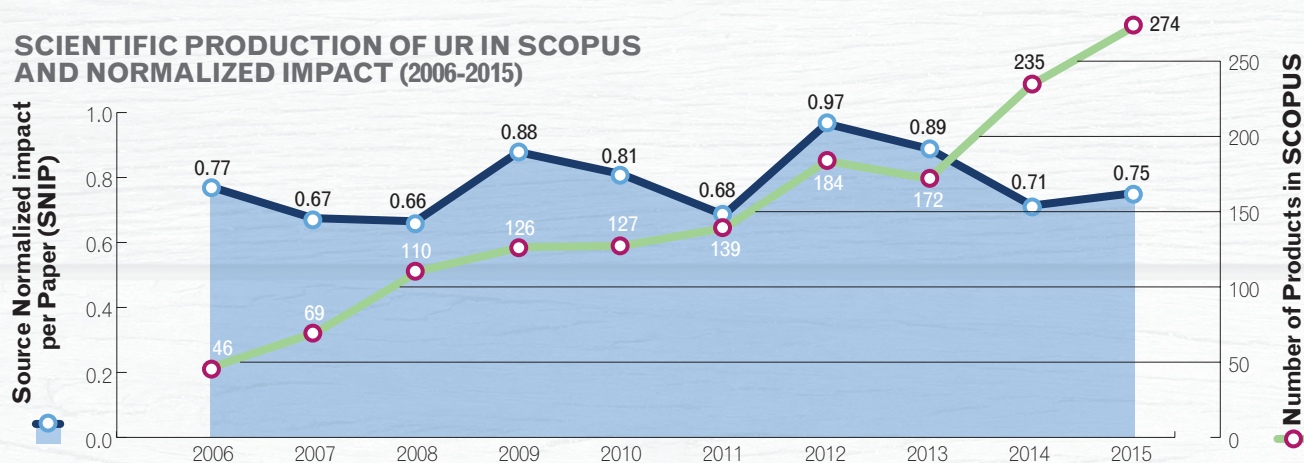
of these documents  
have international  
authors



**TWO OUT OF EVERY FIVE** documents were published in Q1 journals, those having the greatest impact.

One out of every eight documents is among the 10% of documents most cited worldwide. **Since 2015, we have been among the top five Colombian institutions in the SCImago Institutions Rankings.** This index, developed by the SCImago group, is a resource for evaluating the innovation and scientific contributions of knowledge-producing institutions worldwide.

## SCIENTIFIC PRODUCTION OF UR IN SCOPUS AND NORMALIZED IMPACT (2006-2015)



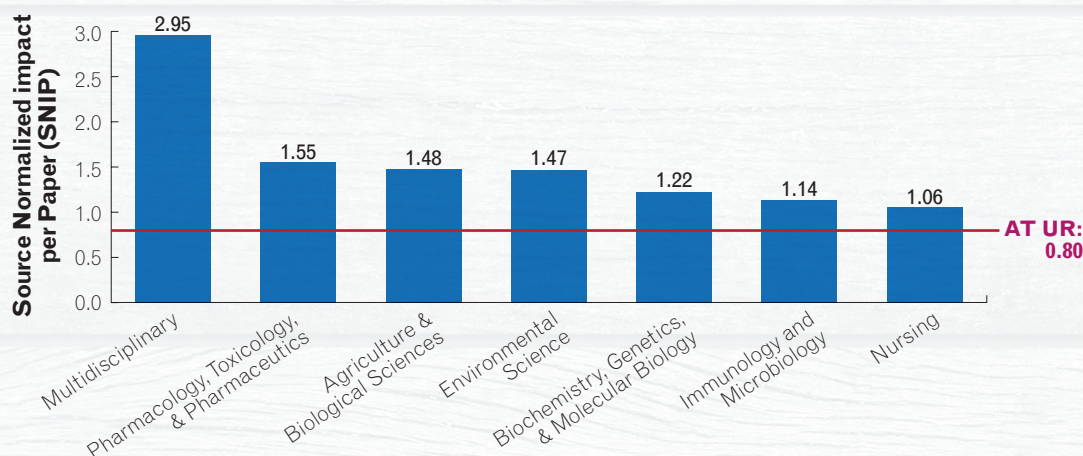
Source: SciVal, 2017

SciVal is a tool published by Elsevier that calculates metrics for measuring the scientific performance of institutions, areas of knowledge, and countries.

## AREAS OF UR SCIENTIFIC KNOWLEDGE PRODUCTION WITH MOST IMPACT ACCORDING TO SCOPUS (2011-2015)

The SNIP compares the impact of UR publications to the average impact of all similar publications in the same area of knowledge. The standard reference value is 1.0.

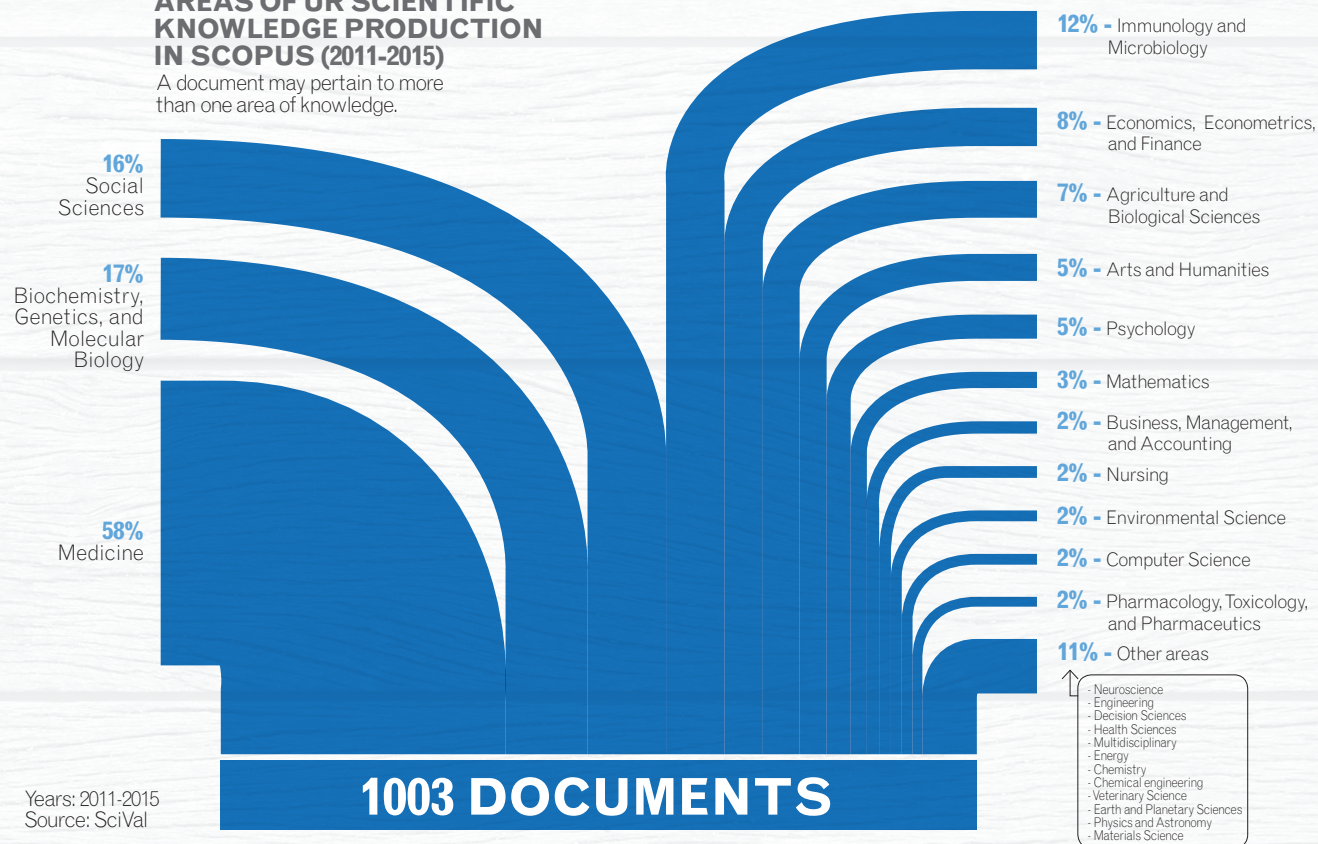
Years: 2011-2015  
Source: SciVal, 2017





## AREAS OF UR SCIENTIFIC KNOWLEDGE PRODUCTION IN SCOPUS (2011-2015)

A document may pertain to more than one area of knowledge.



## We have six strategies in the Integrated Development Plan (IDP) 2020

- 1- Research promotion
- 2- Promotion of scientific talent
- 3- System for scientific integrity
- 4- Flexible and dynamic incentives for scientific production
- 5- Support for publication
- 6- Support for research management

## PERFORMANCE OF UR AND ITS PEER INSTITUTIONS BASED ON THEIR PERCENTAGE OF INTERNATIONAL COLLABORATION, NORMALIZED IMPACT, AND VOLUME OF SCIENTIFIC PRODUCTION IN SCOPUS (2006-2015)

